



HAL
open science

Repeated self-poisoning: an addictive rather than a suicidal behaviour?

Asma Fares

► **To cite this version:**

Asma Fares. Repeated self-poisoning: an addictive rather than a suicidal behaviour?. Human health and pathology. 2017. dumas-02138763

HAL Id: dumas-02138763

<https://dumas.ccsd.cnrs.fr/dumas-02138763v1>

Submitted on 24 May 2019

HAL is a multi-disciplinary open access archive for the deposit and dissemination of scientific research documents, whether they are published or not. The documents may come from teaching and research institutions in France or abroad, or from public or private research centers.

L'archive ouverte pluridisciplinaire **HAL**, est destinée au dépôt et à la diffusion de documents scientifiques de niveau recherche, publiés ou non, émanant des établissements d'enseignement et de recherche français ou étrangers, des laboratoires publics ou privés.



AVERTISSEMENT

Ce document est le fruit d'un long travail approuvé par le jury de soutenance et mis à disposition de l'ensemble de la communauté universitaire élargie.

Il n'a pas été réévalué depuis la date de soutenance.

Il est soumis à la propriété intellectuelle de l'auteur. Ceci implique une obligation de citation et de référencement lors de l'utilisation de ce document.

D'autre part, toute contrefaçon, plagiat, reproduction illicite encourt une poursuite pénale.

Contact au SID de Grenoble :
bump-theses@univ-grenoble-alpes.fr

LIENS

Code de la Propriété Intellectuelle. articles L 122. 4
Code de la Propriété Intellectuelle. articles L 335.2- L 335.10

<http://www.cfcopies.com/juridique/droit-auteur>
<http://www.culture.gouv.fr/culture/infos-pratiques/droits/protection.htm>

UNIVERSITE GRENOBLE ALPES
FACULTE DE MEDECINE DE GRENOBLE

Année: 2017

N°

Intoxications médicamenteuses volontaires répétées :
Une conduite addictive plutôt que suicidaire ?

THESE

PRESENTEE POUR L'OBTENTION DU DOCTORAT EN MEDECINE

ASMA FARES

[Données à caractère personnel]

THESE SOUTENUE PUBLIQUEMENT A LA FACULTE DE MEDECINE DE GRENOBLE*

Le Mardi 23 Mai 2017

DEVANT LE JURY COMPOSE DE

Président du jury : Monsieur le Professeur Patrice FRANCOIS

Membres : Monsieur le Professeur Cyrille COLIN
Monsieur le Professeur Maurice DEMATTEIS
Madame le Docteur Dominique LINGK
Madame le Docteur Lucie PENNEL (directrice de thèse)

**La Faculté de Médecine de Grenoble n'entend donner aucune approbation ni improbation aux opinions émises dans les thèses ; ces opinions sont considérées comme propres à leurs auteurs.*

Doyen de la Faculté : M. le Pr. Jean Paul ROMANET

Année 2016-2017

ENSEIGNANTS A L'UFR DE MEDECINE

CORPS	NOM-PRENOM	Discipline universitaire
PU-PH	ALBALADEJO Pierre	Anesthésiologie réanimation
PU-PH	APEL Florent	Ophthalmologie
PU-PH	ARVIEUX-BARTHELEMY Catherine	Chirurgie générale
PU-PH	BALOSSO Jacques	Radiothérapie
PU-PH	BARONE-ROCHETTE Gilles	Cardiologie
PU-PH	BARRET Luc	Médecine légale et droit de la santé
PU-PH	BAYAT Sam	Physiologie
PU-PH	BENHAMOU Pierre Yves	Endocrinologie, diabète et maladies métaboliques
PU-PH	BERGER François	Biologie cellulaire
MCU-PH	BIDART-COUTTON Marie	Biologie cellulaire
MCU-PH	BOISSET Sandrine	Agents infectieux
PU-PH	BONAZ Bruno	Gastro-entérologie, hépatologie, addictologie
PU-PH	BONNETERRE Vincent	Médecine et santé au travail
PU-PH	BOREL Anne-Laure	Endocrinologie, diabète et maladies métaboliques
PU-PH	BOSSON Jean-Luc	Biostatistiques, informatique médicale et technologies de communication
MCU-PH	BOTTARI Serge	Biologie cellulaire
PU-PH	BOUGEROL Thierry	Psychiatrie d'adultes
PU-PH	BOUILLET Laurence	Médecine interne
PU-PH	BOUZAT Pierre	Réanimation
PU-PH	BRAMBILLA Christian	Pneumologie
MCU-PH	BRENIER-PINCHART Marie Pierre	Parasitologie et mycologie
PU-PH	BRICAULT Ivan	Radiologie et imagerie médicale
PU-PH	BRICHON Pierre-Yves	Chirurgie thoracique et cardio-vasculaire
MCU-PH	BRIOT Raphaël	Thérapeutique, médecine d'urgence
MCU-PH	BROUILLET Sophie	Biologie et médecine du développement et de la reproduction
PU-PH	CAHN Jean-Yves	Hématologie
MCU-PH	CALLANAN-WILSON Mary	Hématologie, transfusion
PU-PH	CARPENTIER Françoise	Thérapeutique, médecine d'urgence
PU-PH	CARPENTIER Patrick	Chirurgie vasculaire, médecine vasculaire
PU-PH	CESBRON Jean-Yves	Immunologie
PU-PH	CHABARDES Stephan	Neurochirurgie
PU-PH	CHABRE Olivier	Endocrinologie, diabète et maladies métaboliques
PU-PH	CHAFFANJON Philippe	Anatomie

PU-PH	CHARLES Julie	Dermatologie
PU-PH	CHAVANON Olivier	Chirurgie thoracique et cardio- vasculaire
PU-PH	CHIQUET Christophe	Ophthalmologie
PU-PH	CINQUIN Philippe	Biostatistiques, informatique médicale et technologies de communication
PU-PH	COHEN Olivier	Biostatistiques, informatique médicale et technologies de communication
PU-PH	COUTURIER Pascal	Gériatrie et biologie du vieillissement
PU-PH	CRACOWSKI Jean-Luc	Pharmacologie fondamentale, pharmacologie clinique
PU-PH	CURE Hervé	Oncologie
PU-PH	DEBILLON Thierry	Pédiatrie
PU-PH	DECAENS Thomas	Gastro-entérologie, Hépatologie
PU-PH	DEMATTEIS Maurice	Addictologie
MCU-PH	DERANSART Colin	Physiologie
PU-PH	DESCOTES Jean-Luc	Urologie
MCU-PH	DETANTE Olivier	Neurologie
MCU-PH	DIETERICH Klaus	Génétique et procréation
MCU-PH	DOUTRELEAU Stéphane	Physiologie
MCU-PH	DUMESTRE-PERARD Chantal	Immunologie
PU-PH	EPAULARD Olivier	Maladies Infectieuses et Tropicales
PU-PH	ESTEVE François	Biophysique et médecine nucléaire
MCU-PH	EYSSERIC Hélène	Médecine légale et droit de la santé
PU-PH	FAGRET Daniel	Biophysique et médecine nucléaire
PU-PH	FAUCHERON Jean-Luc	Chirurgie générale
MCU-PH	FAURE Julien	Biochimie et biologie moléculaire
PU-PH	FERRETTI Gilbert	Radiologie et imagerie médicale
PU-PH	FEUERSTEIN Claude	Physiologie
PU-PH	FONTAINE Éric	Nutrition
PU-PH	FRANCOIS Patrice	Epidémiologie, économie de la santé et prévention
MCU-MG	GABOREAU Yoann	Médecine Générale
PU-PH	GARBAN Frédéric	Hématologie, transfusion
PU-PH	GAUDIN Philippe	Rhumatologie
PU-PH	GAVAZZI Gaétan	Gériatrie et biologie du vieillissement
PU-PH	GAY Emmanuel	Neurochirurgie
MCU-PH	GILLOIS Pierre	Biostatistiques, informatique médicale et technologies de communication
MCU-PH	GRAND Sylvie	Radiologie et imagerie médicale
PU-PH	GRIFFET Jacques	Chirurgie infantile
PU-PH	GUEBRE-EGZIABHER Fitsum	Néphrologie
MCU-PH	GUZUN Rita	Endocrinologie, diabétologie, nutrition, éducation thérapeutique
PU-PH	HAINAUT Pierre	Biochimie, biologie moléculaire
PU-PH	HENNEBICQ Sylviane	Génétique et procréation
PU-PH	HOFFMANN Pascale	Gynécologie obstétrique
PU-PH	HOMMEL Marc	Neurologie
PU-MG	IMBERT Patrick	Médecine Générale
PU-PH	JOUK Pierre-Simon	Génétique
PU-PH	JUVIN Robert	Rhumatologie

PU-PH	KAHANE Philippe	Physiologie
PU-PH	KRACK Paul	Neurologie
PU-PH	KRAINIK Alexandre	Radiologie et imagerie médicale
PU-PH	LABARERE José	Epidémiologie ; Eco. de la Santé
MCU-PH	LANDELLE Caroline	Bactériologie - virologie
MCU-PH	LAPORTE François	Biochimie et biologie moléculaire
MCU-PH	LARDY Bernard	Biochimie et biologie moléculaire
MCU-PH	LARRAT Sylvie	Bactériologie, virologie
MCU - PH	LE GOUËLLEC Audrey	Biochimie et biologie moléculaire
PU-PH	LECCIA Marie-Thérèse	Dermato-vénéréologie
PU-PH	LEROUX Dominique	Génétique
PU-PH	LEROY Vincent	Gastro-entérologie, hépatologie, addictologie
PU-PH	LEVY Patrick	Physiologie
MCU-PH	LONG Jean-Alexandre	Urologie
PU-PH	MAGNE Jean-Luc	Chirurgie vasculaire
MCU-PH	MAIGNAN Maxime	Thérapeutique, médecine d'urgence
PU-PH	MAITRE Anne	Médecine et santé au travail
MCU-PH	MALLARET Marie-Reine	Epidémiologie, économie de la santé et prévention
MCU-PH	MARLU Raphaël	Hématologie, transfusion
MCU-PH	MAUBON Danièle	Parasitologie et mycologie
PU-PH	MAURIN Max	Bactériologie - virologie
MCU-PH	MC LEER Anne	Cytologie et histologie
PU-PH	MERLOZ Philippe	Chirurgie orthopédique et traumatologie
PU-PH	MORAND Patrice	Bactériologie - virologie
PU-PH	MOREAU-GAUDRY Alexandre	Biostatistiques, informatique médicale et technologies de communication
PU-PH	MORO Elena	Neurologie
PU-PH	MORO-SIBILOT Denis	Pneumologie
PU-PH	MOUSSEAU Mireille	Cancérologie
PU-PH	MOUTET François	Chirurgie plastique, reconstructrice et esthétique ; brûlologie
MCU-PH	PACLET Marie-Hélène	Biochimie et biologie moléculaire
PU-PH	PALOMBI Olivier	Anatomie
PU-PH	PARK Sophie	Hémato - transfusion
PU-PH	PASSAGGIA Jean-Guy	Anatomie
PU-PH	PAYEN DE LA GARANDERIE Jean-François	Anesthésiologie réanimation
MCU-PH	PAYSANT François	Médecine légale et droit de la santé
MCU-PH	PELLETIER Laurent	Biologie cellulaire
PU-PH	PELLOUX Hervé	Parasitologie et mycologie
PU-PH	PEPIN Jean-Louis	Physiologie
PU-PH	PERENNOU Dominique	Médecine physique et de réadaptation
PU-PH	PERNOD Gilles	Médecine vasculaire
PU-PH	PIOLAT Christian	Chirurgie infantile
PU-PH	PISON Christophe	Pneumologie
PU-PH	PLANTAZ Dominique	Pédiatrie
PU-PH	POIGNARD Pascal	Virologie

PU-PH	POLACK Benoît	Hématologie
PU-PH	POLOSAN Mircea	Psychiatrie d'adultes
PU-PH	PONS Jean-Claude	Gynécologie obstétrique
PU-PH	RAMBEAUD Jacques	Urologie
PU-PH	RAY Pierre	Biologie et médecine du développement et de la reproduction
PU-PH	REYT Émile	Oto-rhino-laryngologie
PU-PH	RIGHINI Christian	Oto-rhino-laryngologie
PU-PH	ROMANET Jean Paul	Ophthalmologie
PU-PH	ROSTAING Lionel	Néphrologie
MCU-PH	ROUSTIT Matthieu	Pharmacologie fondamentale, pharmaco clinique, addictologie
MCU-PH	ROUX-BUISSON Nathalie	Biochimie, toxicologie et pharmacologie
MCU-PH	RUBIO Amandine	Pédiatrie
PU-PH	SARAGAGLIA Dominique	Chirurgie orthopédique et traumatologie
MCU-PH	SATRE Véronique	Génétique
PU-PH	SAUDOU Frédéric	Biologie Cellulaire
PU-PH	SCHMERBER Sébastien	Oto-rhino-laryngologie
PU-PH	SCHWEBEL-CANALI Carole	Réanimation médicale
PU-PH	SCOLAN Virginie	Médecine légale et droit de la santé
MCU-PH	SEIGNEURIN Arnaud	Epidémiologie, économie de la santé et prévention
PU-PH	STAHL Jean-Paul	Maladies infectieuses, maladies tropicales
PU-PH	STANKE Françoise	Pharmacologie fondamentale
MCU-PH	STASIA Marie-José	Biochimie et biologie moléculaire
PU-PH	STURM Nathalie	Anatomie et cytologie pathologiques
PU-PH	TAMISIER Renaud	Physiologie
PU-PH	TERZI Nicolas	Réanimation
MCU-PH	TOFFART Anne-Claire	Pneumologie
PU-PH	TONETTI Jérôme	Chirurgie orthopédique et traumatologie
PU-PH	TOUSSAINT Bertrand	Biochimie et biologie moléculaire
PU-PH	VANZETTO Gérald	Cardiologie
PU-PH	VUILLEZ Jean-Philippe	Biophysique et médecine nucléaire
PU-PH	WEIL Georges	Epidémiologie, économie de la santé et prévention
PU-PH	ZAOUI Philippe	Néphrologie
PU-PH	ZARSKI Jean-Pierre	Gastro-entérologie, hépatologie, addictologie

PU-PH : Professeur des Universités et Praticiens Hospitaliers
MCU-PH : Maître de Conférences des Universités et Praticiens Hospitaliers
PU-MG : Professeur des Universités de Médecine Générale
MCU-MG : Maître de Conférences des Universités de Médecine Générale

Table des matières

Remerciements	8
Résumé	10
<i>Contexte</i>	10
<i>Méthodes</i>	10
<i>Résultats</i>	10
<i>Conclusion</i>	10
Abstract	11
<i>Background</i>	11
<i>Methods</i>	11
<i>Results</i>	11
<i>Conclusion</i>	11
Introduction	12
Methods	13
<i>Setting</i>	13
<i>Definitions and identification of SPs</i>	13
<i>Data collection</i>	13
<i>Cost analysis</i>	15
<i>Statistical analyses</i>	15
Results	16
<i>Presentations of SPs</i>	16
<i>Type of medication used</i>	17
<i>Outcomes, hospital evaluation, and referral</i>	17
<i>Risk factors for SP-r</i>	17
<i>SP-r hospital costs</i>	18
<i>Further readmissions</i>	18
Discussion	19
<i>Main findings</i>	19
<i>Limits</i>	23
<i>Implications for patients</i>	23
<i>Implications for decision-makers</i>	24
Conclusion	25
Conclusion de thèse signée par le doyen	27
References	29
Figures and tables	33

<i>Figure 1: Flowchart summarising the selection of hospital admissions related to self-poisoning episodes in 2012</i>	<i>33</i>
<i>Table 1: Characteristics of repeaters and non-repeaters</i>	<i>34</i>
<i>Table 2: Context factors preceding the SPs according to the repetition extent status</i>	<i>35</i>
<i>Table 3: Methods used according to the repetition extent status.....</i>	<i>36</i>
<i>Tableau 4: Hospital evaluation according to the repetition extent status</i>	<i>37</i>
<i>Table 5: Univariable and multivariable multinomial logistic regression of the SP repetition extent status (comparison group: non-repeaters)</i>	<i>38</i>
<i>Figure 2: Individual vulnerability and context factors, annual hospital costs, and readmission rates at 3 years of follow-up related to hospital admissions for a self-poisoning according to the repetition extent status.....</i>	<i>39</i>
<i>Serment d’Hippocrate</i>	<i>40</i>

Remerciements

Monsieur le Professeur Patrice François. Je vous remercie d'avoir accepté de présider le jury de cette thèse, pour vos enseignements, vos conseils avisés et écoute depuis mon arrivée à Grenoble.

Monsieur le Professeur Maurice Dematteis. Je vous remercie pour votre disponibilité depuis le début de mon internat, pour tous vos enseignements sur ce sujet vaste que sont les addictions et votre inspiration sans limite !

Monsieur le Professeur Cyrille Colin. Je vous remercie pour votre bienveillance et accessibilité. Je saisis cette opportunité de l'écrire noir sur blanc : je suis ravie d'intégrer le pôle IMER à la rentrée prochaine et vous remercie de votre confiance.

Madame le Docteur Lucie Pennel. Un immense merci pour ton encadrement de grande qualité, ta disponibilité, ta confiance, ta patience et les échanges sur ce sujet passionnant. Je te souhaite beaucoup de réussite pour la suite.

Madame le Docteur Dominique Lingk. Je vous remercie d'avoir accepté d'être membre de ce jury, de partager votre vision de médecin inspecteur de santé publique et pour votre accueil.

Je remercie l'ensemble des personnes qui m'ont aidée à réaliser ce travail. Dans l'ordre chronologique : Frédéric, Hassan, Jean-François, Christine, Arnaud et l'équipe du DIM du CHUGA.

Je remercie également le Pr Luc Barret, ancien président de la CME du CHUGA, pour son avis favorable à cette étude ; ainsi que les médecins qui ont accepté que je consulte les dossiers médicaux de leurs patients et les secrétaires médicales qui ont facilité ce processus

Enfin, un immense merci à ma sœur Maha pour ses relectures, traductions et remarques, toujours faites sur le ton de l'humour!

Je remercie chaleureusement les équipes que j'ai côtoyées durant mon internat pour leur grande sympathie.

Une mention spéciale pour les équipes du rectorat de Grenoble et du pôle IMER aux HCL: merci pour votre bonne humeur, c'était un plaisir de travailler à vos côtés.

A ma famille de co-internes de santé pub' de choc : on a bien ri, bien mangé et bien bu (veni, vidi, vici en quelque sorte) : merci pour votre amitié et votre soutien ! Je vous souhaite le meilleur pour la suite! Un clin d'œil amical appuyé à Damien, Anne-Marie, Anita, Joris, Alexandre, Meghann et Lucie : Merci, vous avez rendu cet internat très agréable.

Merci à ma famille, à Arnaud et à mes amis. Merci d'être qui vous êtes et de votre soutien inconditionnel en toute circonstance.

A mes parents, merci pour votre force d'esprit malgré l'adversité, votre humilité et votre foi inébranlable en vos convictions qui sont un modèle pour nous tous (sans oublier votre humour « kalachnikov »). Je vous dédie cette thèse.

A mes sœurs, mon frère et ma belle-sœur, merci pour votre écoute bienveillante et soutien moral inconditionnel! Je suis fière d'évoluer à vos côtés et de vos parcours en tous points. Le meilleur est à venir, j'en suis persuadée. Merci Amina pour ton pragmatisme, Badreddine pour ta sagesse, Claire pour ton ouverture d'esprit, Maha pour ton bon sens (carpe minute) et Sara pour le maintien perpétuel « dans le mouvement ». Une pensée pour Raja.

A mes neveux Nora et Nadir, merci de nous rappeler l'essentiel dans cette vie et que le temps passe vite !

A Arnaud, une chance immense de te connaître et d'apprendre à tes côtés.

A mes amis proches, merci pour tous les moments fous et moins fous en votre compagnie. Gardez votre liberté d'esprit et le sourire ! « Que le meilleur soit » comme dirait l'une de vous.

Résumé

Contexte

L'intoxication médicamenteuse volontaire (IMV) est le mode le plus fréquent de tentative de suicide. Les mécanismes et la prévention optimale de sa récurrence demeurent méconnus.

Méthodes

Une étude rétrospective sur dossiers médicaux au CHU de Grenoble en 2012 a identifié les facteurs de risque d'une première IMV, seconde et troisième ou plus (3+), les taux de réadmission et les coûts.

Résultats

730 IMV pour 645 patients ont été analysées et 57% étaient une récurrence. Un antécédent de scarification et un suivi médical en cours ou interrompu étaient associés à la récurrence. Les sujets 3+ étaient plus à risque d'être sans emploi, de trouble de la personnalité, d'usage du tabac, de mésusage de l'alcool, d'ingérer des benzodiazépines pour leur IMV et d'être réadmis à un an pour le même motif (9%, 15% et 30% en cas de première, seconde et 3+ IMV). L'idéation suicidaire (49%) et la préméditation (10%) étaient similaires entre les groupes. Le coût des IMV répétées s'élevait à 902 mille euros, représentant 54% du coût total des IMV en 2012.

Conclusion

Une vulnérabilité à l'usage du tabac et au mésusage de l'alcool, l'usage de benzodiazépines pour l'IMV, un binge-drinking associé, la chronicité des IMV, l'absence d'idéation suicidaire dans 51% des IMV et la grande part d'actes impulsifs (10% d'IMV préméditées) chez les sujets 3+ peuvent évoquer un mésusage des psychotropes, à l'origine des récurrences.

Les IMV répétées s'apparenteraient à des prises médicamenteuses massives sur un temps restreint (binge-drugging). L'évaluation de la consommation des benzodiazépines (abusives, répétées, impulsives-compulsives-automatiques) est déterminante afin de proposer des soins adaptés. L'évolution des politiques restreignant l'accès aux benzodiazépines doit être poursuivie.

Mots-clés: Intoxications médicamenteuses volontaires, répétition, addiction, tentative de suicide, facteurs de risque, réadmission, coût, économie

Repeated self-poisonings with benzodiazepines: an addictive rather than a suicidal behaviour?

Abstract

Background

Self-poisoning (SP) is the leading self-harm method. Mechanisms of SP repetition (SP-r) are poorly understood and questions remain regarding its optimal prevention.

Methods

A chart review was undertaken to compare admissions for a first, a second, or a third and more (3+) SP in 2012 in a French university hospital. Risk factors for SP-r were identified using multinomial logistic regressions. Readmission rates and hospital costs were assessed.

Results

730 SPs for 635 patients were analysed and 418 (57%) SPs corresponded to a repetition. A cutting self-harm history, a specialised or an interrupted mental follow-up were associated with the SP-r. Multiple repeaters (3+) were more likely to be unemployed, suffering from personality disorders, tobacco use and alcohol misuse, ingesting benzodiazepines, and being readmitted for a SP within one year (9%, 15%, and 30% in non-, first- and multiple repeaters respectively). The suicidal ideation (49%) or premeditation (10%) were similar between the groups. SP-r contributed 54% (EUR 902 k) of the hospital costs related to SPs.

Conclusion

The vulnerability to tobacco use and alcohol misuse, the use of benzodiazepines, the associated binge-drinking, the SP chronicity, the absence of suicidal ideation in 51% of SPs, and the great prevalence of impulsivity (10% of premeditated SPs) in multiple repeaters are consistent with the hypothesis of a psychotropic prescription drugs misuse, leading to SP-r. Repeated SPs presented characteristics of binge-drugging and benzodiazepines consumption (repetition, abuse-binge, and impulsive-compulsive-automatic) should be examined systematically to address these patients to specialised care. Policymakers should keep on restricting the access to benzodiazepines.

Key-words: Self-poisoning, self-harm, suicide attempt, addiction, repetition, risk factor, readmission, cost, economics

Introduction

Suicide attempts outnumber suicides by ten to twenty globally.¹ Self-poisoning (SP) is the leading method and results in a strong demand of care in high-income countries. French emergency wards manage 200,000 self-harm episodes every year and SP leads to 72,000-87,000 hospital admissions.² SP repetition (SP-r) is common (26% within one year)³ and a substance misuse double this risk.⁴ Underlying mechanisms are poorly understood, but an increased suicidal ideation or impulsiveness among misusers could trigger the SP-r.⁵⁻⁸

Benzodiazepines are mainly involved in SPs (80% in France).⁹⁻¹⁵ These drugs are widely prescribed against anxiety and insomnia^{16,17} and long-term use contributes to the development of a dependence. Interestingly, both a history of SP and benzodiazepine therapy are risk factors for a SP.¹⁸ This raises the hypothesis of a psychotropic prescription drugs misuse being the root-cause of repeated and impulsive SPs. Thus, the underlying mechanisms of the SP-r need to be reconsidered.

As highlighted by Ness et al., previous studies usually gathered repeaters in a single group.¹⁹ Few ones took into account the number of previous episodes to assess the risk factors for self-harm repetition. Haw et al. classified patients as “high-repeaters” beyond four self-harm episodes, with no detail about the methods being used.²⁰ To our knowledge, no study compared non-repeaters (first SP) versus first-repeaters (second SP) versus multiple repeaters (third and more SP). This classification is clinically relevant though to involve the patient quickly in tailored care, as the intensity and the appropriate time of secondary prevention are still debated. Finally, no study assessed the financial costs of the SP-r in France, when this data could help in the allocation of resources for secondary prevention.

The aim of this study was to identify the risk factors for SP-r distinguishing non-, first-, and multiple repeaters. The secondary aims were to compare the recurrence rates on the three following years and the associated hospital direct costs between the three groups.

Methods

Setting

A retrospective cross-sectional study was undertaken in a French university hospital, with an average admission rate of 130,000 per year. The time scale under review spanned from the 1st of January to the 31st of December 2012.

Definitions and identification of SPs

Admissions related to a SP in adult patients (≥ 18 years old) were identified in the Hospital discharges databases. Self-harm was defined as an “intentional SP or self-injury carried out by an individual, irrespective of motivation”,²¹ according to the definition of the National institute for health and care excellence. Admissions were first targeted thanks to the Tenth revision of the International classification of diseases (ICD10) codes, where intentional SPs were coded [X60 - X64] according to the drug class involved and intentional self-harm with other methods, [X65 - X84]. The code Z91.5 only indicates a self-harm history. Thus, miscoded admissions were excluded and the number of previous episodes was searched in the medical records. Finally, SPs were classified among three groups: the group of non-repetition, of first-repetitions (2 SPs), and of multiple repetitions (3+ SPs).

Data collection

Medical records were reviewed to collect the following data:

- 1) *Individual factors of vulnerability*: history of mental disorders, self-harm with other methods, tobacco use and substance misuse.

The investigation of mental disorders included depressive, anxiety, personality, compulsive eating, and bipolarity disorders. Diagnosis made by psychiatrists at the moment of the SP or during a prior admission were searched. Diagnosis of substance misuse made by all physicians were searched according to an identical procedure.

2) *Context factors surrounding the SP:*

- Preceding the SP: the current mental follow-up, the socioeconomic issues, the triggers, the suicidal ideation and intent (the will to die).

The retrospective study design did not permit the use of instruments available for the assessment of the suicidal ideation and intent.²² To overcome this issue, a suicidal ideation was admitted if “dark thoughts” or explicit suicidal thoughts were reported. Concerning the intent, elements of premeditation (or planning) were collected: final arrangements, definite plans, a suicide note or a letter, and a contemplation of suicide in the previous days. It was assumed that premeditation was well-reported in the medical records, as it is indicative of a high suicidal intent (high will to die). Inversely, if the intent was assessed by physicians with no mention of premeditation, the SP was assumed to be impulsive. A contact to emergency services by the patient himself before, during, or after the act was an indicator of a lower intent. A missing data was recorded if the assessment of the suicidal intent was not reported.

- During the SP: the drugs and other substances used, the association with other methods.
- Following the SP: the lethality of the SP (death or lowest Glasgow coma scale observed under eight), the examination by of a physician or a social worker, and the referral.

3) *Further self-harm*

A readmission for a self-harm in the three following years was searched. Patients who declared a postcode of permanent home residence in the French department of the hospital were considered for this analysis. Non-permanent residents were excluded, as they were considered as being lost-to-follow-up.

Cost analysis

The annual hospital costs of the SP-r were estimated. Local data of the national hospital costs study (Etude nationale de coûts à méthodologie commune) was used. This study aims at adjusting national hospital tariffs. Detailed direct costs are provided for each admission thanks to a top-down “cost accounting model”, where the consumption of financial resources is distributed into hospital stays. We calculated the total cost of the SP-r and the cost per patient per group.

Statistical analyses

Qualitative variables were described by numbers and percentages and quantitative ones, by means and standard deviations (SDs). Pearson χ^2 and Fischer exact tests were used as appropriate to test associations of two qualitative variables. Missing data was excluded and the significance threshold was set at 0.05. The analyses were performed with Stata software V12.

Individual factors and readmission rates were compared at a patient-level between the three groups (non-repeaters, 2 SPs, and 3+ SPs). This patient-level analysis was done to not overestimate the associations of individual factors with the SP-r: if several admissions were observed for a same patient, only the first one was kept. Then, a SP-level analysis including all the SPs compared context factors described previously.

Last, a multinomial logistic regression model identified risk factors for SP-r. Non-repeaters were the reference group. Factors found to be significant in the bivariate analysis ($P \leq 0.20$) were considered in the model and backward stepwise elimination was then applied. Modelling was performed at the patient-level to grant the independence of observations. Non-adjusted and adjusted multinomial odds ratios with their 95% confidence intervals were reported.

Results

Presentations of SPs

A total of 730 SPs for 645 patients were identified for 2012 and 418 (57%) SPs corresponded to a repetition (Figure 1). Individual characteristics are described in Table 1. Self-poisoners were mainly aged 35-54 years old and women (68%). Depressive (51%) and anxiety disorders (23%) were the most reported psychiatric diagnosis and 52% of self-poisoners had a diagnosis of one substance use at least. Polysubstance use was observed in 25% of the sample, and the association of tobacco use and alcohol misuse was the main one observed (18%). Behavioural addictions were diagnosed in 11 (2%) self-poisoners. Self-harm history was declared by 66 (10%) patients for cutting, and by 49 (8%) for more lethal methods. SP repeaters were more likely to be aged 35-54 years old and to have a history of psychiatric disorders, substance misuses, and cutting self-harm.

Context factors are described at a SP-level in Table 2. At the moment of the SP, a mental health follow-up was present in 57% of SPs and deliberately interrupted by the patient in 11% of them. Socioeconomic issues were usually experienced by self-poisoners with an unemployment rate of 51%. Interpersonal issues (66%) were mainly reported as triggers factors. Preceding the acting, suicidal ideation and premeditation were found in 49% and 10% of SPs, with no difference between the groups. A higher proportion of SP repeaters were involved in a medical mental specialised follow-up or in a situation of deliberate interruption of care. SP repeaters were also more likely to experience all the socioeconomic issues investigated excepted living alone before their SP (49% reported precarious living conditions or financial difficulties, 68% unemployment, and 31% interpersonal isolation). Significant decrease in interpersonal triggers and increase in substance misuse ones were observed by SP repeaters.

Type of medication used

Molecules and methods used for the SP are reported in Table 3. Benzodiazepines (including Z-drugs) were involved in 71% of SPs and paracetamol in 14%. An alcohol intake was reported in 44%. The average blood alcohol concentration was 1.62 (SD: 0.92) gram/litre. SPs were combined with illicit substances in 5% of cases, with a cutting self-harm in 5%, and a more lethal method in 3%; and no difference was observed between the groups. Non-repeaters were more likely to ingest paracetamol and repeaters, benzodiazepines (significant differences).

Outcomes, hospital evaluation, and referral

No death related to a SP was observed in the whole sample and an admission in an intensive care unit was indicated for 111 (15%) SPs. Table 4 shows no difference in the clinical outcome (similar rates of Glasgow coma scale under 8, 11%). An examination by a psychiatrist was usually performed (94%) and few SPs led to an interview with an addiction specialist (7%). Psychiatric admissions (43%) and psychiatric referrals (29%) were the main care strategies proposed afterwards the SPs overall. Multiple repeaters (3+ SPs) were more likely to call themselves emergency services (26%) at the moment of the SP, to be admitted in a psychiatric unit afterwards (49%), to be referred to addiction services (8%), and to refuse any referral or to abscond from emergency wards (12%).

Risk factors for SP-r

Table 5 reports the final model explaining the repetition extent status. First-repeaters (2 SPs) were more likely to have a history of cutting self-harm, a specialised or an interrupted mental follow-up in comparison with non-repeaters. These characteristics were also the strongest risk factors for multiple SP-r (3+ SPs), with the combination of tobacco use and alcohol misuse. No interaction with age was observed. Having a previous diagnosis of personality disorder,

unemployment, and the ingestion of benzodiazepine anxiolytics were associated with multiple SP-r. Gender and illicit drugs misuses were not risk factors.

SP-r hospital costs

The hospital direct costs incurred by SPs amounted to EUR 1.679 million in 2012: EUR 777k (46%) by first SPs, EUR 317k (19%) by second ones, and EUR 585k (35%) by multiple repetitions. A first SP costed on average EUR 2,604 and a SP-r (first and multiple), EUR 2,760.

Further readmissions

The analysis of readmissions for a SP-r within three years included 621 (96%) patients and 23 (4%) patients were considered as lost-to-follow-up. The one-year risk was highest: 9%, 15%, and 30% for non-repeaters, first-repeaters, and multiple repeaters respectively. The three-year risk was 17%, 27%, and 39%. The average number of readmissions per patient increased with the repetition extent status: 1.2 (SD: 0.5), 1.8 (SD: 1.2), and 3.0 (SD: 5.3) respectively.

Twenty-four (4%) subjects were readmitted for a cutting self-harm and 22 (4%) for a self-harm using more lethal methods, with no difference between the groups.

Figure 2 summarises the characteristics of self-poisoners (individual vulnerability) and self-poisonings (context factors), the readmission rates and the costs related to the SP-r

Discussion

Main findings

A self-harm history is the main risk factor for SP-r. Multiple repeaters were little studied as a distinct group and our study aimed to compare the profiles of non-repeaters, first-repeaters (2 SPs), and multiple repeaters (3+ SPs). A first repetition was associated with a cutting self-harm history and took place in a context of a specialised or an interrupted mental follow-up by the patient. These associations remained beyond the second SP. Those with 3+ SPs were also at higher risk of combined tobacco use and alcohol misuse, personality disorders, and precariousness by comparison with non-repeaters. Overall, the SP-r was associated with an increased severity in the clinical and contextual backgrounds and several findings suggested that repeated SPs would correspond to addictive rather than to suicidal behaviours.

First, multiple repeaters (3+ SPs) of our study presented an individual vulnerability to addictive behaviours, as shown by the over-representation of tobacco use and alcohol misuse among this group. Compared with non-repeaters, polysubstance use was increased by a factor 3. Substance use disorders are well-known risk factors for SP-r or self-harm repetition^{4,23,24} and alcohol misuse was mainly examined.^{10,25–29} Their use reflected their large availability and use in France,³⁰ but could also correspond to self-medication practices for negative affect regulation.³¹ Despite an unexpected similar distribution of anxiety disorders between the groups, the parallel increased use of benzodiazepines anxiolytics among multiple repeaters for their SP strengthened the hypothesis for a self-medication purpose.

While a single alcohol misuse was not associated with SP-r, a single or an associated tobacco use were risk factors for multiple repetitions. Misusers of any substance are seven times more likely to suffer from any other substance misuse.³² However, sex and age differences could explain the absence of a single alcohol misuse as a risk factor for SP-r. Alcohol and benzodiazepines are both anxiolytics, sharing common neurobiological pathways. Regular

alcohol use is mainly declared by men among general population and psychotropic drugs use by women, especially by those aged 35-65 years old. Daily use of tobacco is also greater among men, but with a slighter gender gap.³⁰ This difference is explained by a higher demand of mental care in women^{30,33} and this fact was observed in our SPs hospital sample, which was mainly female and aged 35-54 years old.

However, half of SPs of our study were associated to an acute alcohol poisoning^{15,34} and a blood alcohol concentration greater than 0.80 gram per litre was found in three quarters of them at hospital. Interestingly, the French definition of binge-drinking equates to the consumption of 60 grams of pure ethanol for women (6 glasses) and to 70 grams for men (7 glasses), in less than 2 hours to reach a blood alcohol concentration of 0.80 gram/litre. Thus, alcohol poisonings associated to SP-r could correspond to binge-drinking behaviours. Both simultaneous and successive ingestions of alcohol and drugs were declared. Alcohol was identified as the root cause of SP in previous studies, because of its disinhibiting effect. The existence of simultaneous poisonings in our study could suggest a similar pattern of use, and so on, a binge-drugging behaviour.

Smoking is a risk factor for suicide attempts,³⁵ but also the addiction which kills most in France.³⁶ Patients of our study were never quizzed about their tobacco use at the moment of their self-harm. Focus was done on alcohol and illicit substances poisonings, probably because of severe immediate adverse effects. A previous French study reported the insufficient assessment of tobacco use among suicide attempters, despite a positive association between nicotine dependence and multiple repetition of attempts. Authors suspected impulsive acts among nicotine dependent subjects.³⁷

Second, no increase in the suicidal ideation and severe intent rates were observed in repeaters of this study.³⁸⁻⁴¹ The SP-r was not associated with depressive disorders or bipolarity. In addition, SPs were little planned (10% overall^{10,38}). Most of the SPs were

impulsive, regardless the status toward SP-r (2 and 3+ SPs). A higher use of sedatives and tranquilizers was reported for repeated SPs in previous studies.^{10,14,22,31-33} The higher use of benzodiazepine anxiolytics by multiple repeaters in our study could reflect the need of a tension relief in stressful situations with compulsive components, not related to a higher suicidal ideation or intent.

Third, no increase in lethality or admission rates in intensive care units was observed with SP-r in our study.^{11,15} Novack et al. identified the admission in an intensive care unit as a protective factor for SP-r.⁴⁵ It has also been shown that repeaters ingested higher doses of benzodiazepines.¹⁵ A tolerance to drugs developed by SP repeaters could explain these findings. Amounts of drugs ingested by self-poisoners of our sample were collected on the basis of the patients' or the first-aiders' declarations. Their accuracy was questioned. Toxicological assays were costly and mainly demanded in case of diagnosis uncertainties. Because of these pitfalls, this comparison was not reported.

Fourth, the risk of readmission was higher in repeaters.³ SP as a sole method was favoured and few patients turned to more lethal ones afterwards. Lilley et al. and Owens et al. observed lower switching in self-harm methods in self-poisoners too.^{46,47} Interestingly, those with 3+ SPs were more likely to repeat afterwards, taking into account the number of episodes or the recurrence rate, as reported by Perry et al..³ In addition to the increased risk of recurrence, Crane et al. reported a decreased sensitivity to life events and a lower intent as determinants of SP-r, highlighting mechanisms of sensitisation and automatization among the subgroup of SP repeaters.³⁹ Thus, repeaters had a chronic and dangerous use of prescription drugs coexisting with other substances use, continuing their misuse despite previous and serious health adverse effects. According to the fifth edition of the *Diagnosis and statistical manual of mental disorders*, these characteristics constitute criteria of the diagnosis of a psychotropic prescription drug use disorder. All these elements are consistent with the

hypothesis of an addictive behaviour, especially a binge-drugging, coexisting with other polysubstance use.

Psychiatric illnesses and especially personality disorders, tobacco use, alcohol misuse, and social issues (unemployment, isolation) were identified as risk factors in the literature, irrespectively from the episode considered, given that all the repeated episodes were gathered in a unique group.^{11,15,27,28,41}

SP-r contributed 54% (EUR 902 k) of the hospital costs related to all SPs. Vinet et al. amounted the yearly societal cost of suicide attempts to EUR 1.2 billion in France, including direct and indirect costs.⁴⁸ To our knowledge, it is the first study to assess the costs of SP-r. Our data provided an estimation of the avoidable costs by specific prevention strategies targeting first self-poisoners. The choice to use the hospital cost accounting allowed an accurate estimation of costs related to SPs, and is an easily understandable tool by hospital managements for the planning of prevention programmes. Indeed, this method estimated the actual consumption of hospital resources, contrary to costing methods based on national tariffs of hospital stays.

Limits

Our study was mainly limited by its cross-sectional design, which did not permit the follow-up of self-poisoners' behaviours for the assessment of risk factors. During the extraction of admissions in the hospital discharge database, the miscoding could not be totally controlled. False negatives (admissions related to actual self-harm episodes with no self-harm code (X-code of the ICD10) were excluded of the analysis. Thus, the cost, and the burden of the SP-r could be underestimated, but our methods were conservative. Because of the use of medical records, standard evaluations of mental and substance use disorders, suicidal ideation and intent were not possible.

Despite these limits, our methods allowed to study some of the addictive underlying mechanisms of SP-r, on both the short and long-terms. Individual and context factors could be investigated and similar trends were observed as in prospective studies. The implementation of a standardised review protocol improved the data reliability and limited the missing data. The distinction between first- and multiple repeaters was informative. As Bethell et al.,⁴⁹ we think that further studies should consider the repetition extent status, as repeaters have a particular profile beyond the second episode.

Implications for patients

SP-r corresponded to more than one in two SPs in our study.^{45,50} Repeaters were more likely to have an ongoing specialised mental follow-up (mainly by psychiatrists) and a psychiatric admission afterwards.^{4,10,51,52} Addiction specialists were little involved in the management of SP-r. Their expertise was mainly requested for alcohol or illicit substances misuse, whereas they may help for the diagnosis, the patient's referral, and the follow-up of benzodiazepines addictions.

Encouraging healthcare givers to assess the patient's regular use of all the substances, including benzodiazepines, is a simple strategy to detect misuses. Psychotropic prescription

drugs use is both under-declared and little investigated in emergency departments,⁵³ and was probably underestimated in our study. Quizzing the patient about his psychotropic drugs use (purpose, duration, etc.) is not time-consuming and is within all the healthcare professionals' reach. A diagnosis of substance use disorder, made in the emergency wards was more likely to decrease the self-harm repetition.⁵⁴ Moreover, this practice could help emergency staff members to gain confidence in their own skills, since they reported suffering from frustration towards SP repeaters.⁵⁵⁻⁵⁷ This point is relevant because negative experiences in emergency rooms can impact the repeaters' choice to seek for help afterwards.⁵⁸ In spite of a lower compliance (explicit refusal of care, absconding from emergency rooms, and deliberate interruption of mental follow-up),¹⁵ those with 3+ SPSs were also more likely to seek for help by calling themselves emergency services at the moment of the self-harm. Their ambivalence towards care reflects an intention of change, but possible inappropriate medical response. Motivational interviewing approach was developed for patient with alcohol use disorder. The Cochrane group led a meta-analysis about the motivational interviewing effectiveness for benzodiazepines misuse. Because of little evidence available, no definitive conclusion could be provided.⁵⁹ However, self-harm behaviours were excluded in the interest of clarity, while this technique could meet SP repeaters' needs, improve their initiation in a care process and maintain their desire to change.

Implications for decision-makers

There is a benefit in enhancing the knowledge of SP-r, since suicidal behaviours impact the whole society. Our results highlighted the necessity to keep on restricting the access to benzodiazepines and Z-drugs through specific policies, as they are involved in three quarters of SP recurrences. Despite regulation policies, 14% of prescriptions still exceeded recommended durations in 2015 in France.¹⁷ Durations of prescriptions are key indicators of benzodiazepines use at a population-level. However, Kroll et al. showed an increased risk of

benzodiazepines prescriptions at high-doses among patients with a current tobacco use and alcohol abuse.⁶⁰ Patients with pre-existing addictive behaviours are vulnerable to benzodiazepines dependence. Raising the awareness about this vulnerability is a same priority as fighting against long durations of prescription.

Limiting the building-up of stocks at home has a key preventive role, as most of self-poisoners use their own therapies for the act.⁶¹ French pharmacists are allowed to dispense one-month treatment at one time for a patient to be eligible for reimbursement. In a pilot study performed in our hospital (data not published), a weekly compared to monthly drug dispensing reduced by a factor of 7 the number of repetitions and increased by a factor of 4 the period between two episodes at three months of follow-up.⁶² This intervention was based on the principles of the dispensing of opioid substitution treatment, whose main purpose was to limit the risk of overdose. Although it needs to be replicated in a larger sample, the implementation of this low-cost prevention strategy could reduce the risks associated to benzodiazepines. Such a system associated with secure prescriptions requires collaborations between physicians and pharmacists, in agreement with the patients.

Conclusion

SP repeaters challenge practices, despite more intensive care. Our study brought an original interpretation of data: SP-r can correspond to suicidal behaviours, especially when the act is planned, but also to addictive behaviours with benzodiazepines beyond a second episode. At a patient-level, efforts should be done in the evaluation of the pathological relationship between the individual and the substance, taking into account the other addictive behaviours. At a hospital-level, the collaboration with addiction specialists, who practice motivational interviewing techniques, could help in the management of multiple repeaters presenting compliance issues. At a population-level, the regulation systems of benzodiazepines must keep on progressing to protect repeaters, who were medically and socioeconomically

disadvantaged. In research, further studies are urgently needed to examine the development of mechanisms of “binge-drugging” disorders, opening the way to innovative and tailored care adapted to impulsive, compulsive, and automatic substance intake.

Conclusion de thèse signée par le doyen

Repeated self-poisoning with benzodiazepine: an addictive rather than a suicidal behaviour?

Thèse soutenue par Asma FARES

CONCLUSION

L'intoxication médicamenteuse volontaire (IMV) est le mode le plus fréquent d'auto-lésion infligée, et est généralement interprétée comme une tentative de suicide. Les mécanismes de sa répétition sont peu compris à ce jour malgré sa fréquence élevée (20 à 30% de récurrence à un an).

Nous avons mené une étude rétrospective sur dossiers médicaux au sein du centre hospitalier universitaire de Grenoble en 2012 afin d'identifier les facteurs de risque liés à une admission pour une première IMV, une seconde et une troisième ou plus. Les taux de réadmission et les coûts associés ont été estimés secondairement.

L'analyse a finalement porté sur 730 IMV pour 645 patients. Un antécédent personnel de scarification et un suivi médical spécialisé en cours (par un psychiatre ou un addictologue) ou interrompu étaient associés à une seconde IMV, ainsi qu'à une troisième IMV ou plus. Les récidivistes multiples (≥ 3 IMV) étaient également plus à risque d'être sans emploi, d'ingérer des benzodiazépines pour leur passage à l'acte et de présenter un antécédent personnel de trouble de la personnalité et d'usage problématique du tabac et de l'alcool. Les fréquences de l'idéation suicidaire (49% des IMV) et de la préméditation (10% des IMV) étaient similaires à celles retrouvées au cours d'un premier épisode d'IMV.

Les taux de réadmission pour une IMV étaient de 9%, 15% et 30% à un an chez les sujets s'étant présentés pour une première, une seconde et une troisième ou plus IMV en 2012 respectivement. Pour finir, le coût hospitalier des IMV répétées s'élevait à 902 mille euros pour l'année 2012, représentant 54% du coût de l'ensemble des IMV prises en charge cette année (premier épisode ou récurrence).

Ainsi, les récurrences d'IMV sont caractérisées par une chronicité dans le temps, un usage de benzodiazépines à fort potentiel addictif, une absence d'idéation suicidaire majorée

en amont et par une proportion élevée d'actes impulsifs (10% des IMV étant préméditées).

Ces IMV répétées semblent donc présenter les caractéristiques de prises médicamenteuses massives et compulsives sur un temps restreint, et pourraient correspondre en cela à des conduites addictives, plutôt que suicidaires. L'évaluation des modes de consommation des benzodiazépines par les soignants (abusives ou non, répétées ou non dans le temps, compulsives ou automatiques) est déterminante puisqu'elle permettrait d'orienter les patients récidivant les IMV vers des soins adaptés. A l'échelle populationnelle, l'évolution des politiques du médicament restreignant l'accès aux benzodiazépines devrait être poursuivie afin de protéger les patients récidivistes, plus défavorisés sur le plan clinique et socio-économique.

VU ET PERMIS D'IMPRIMER

Grenoble, le 11/05/17

LE DOYEN

LE PRESIDENT DE LA THESE

Pour la Présidente
et par délégation
Le Doyen de Médecine
Pr. Jean-Paul ROMANET

J.P. ROMANET



PROFESSEUR P. FRANCOIS

References

1. World Health Organization. Preventing suicide: a global imperative. Geneva: WHO; 2014.
http://apps.who.int/iris/bitstream/10665/131056/1/9789241564779_eng.pdf?ua=1&ua=1. Accessed April 8, 2017.
2. Chan Chee C, Jezewski-Serra D.. *Hospitalisations et Recours Aux Urgences Pour Tentative de Suicide En France Métropolitaine À Partir Du PMSI-MCO 2004-2011 et d'Oscour® 2007-2011. Saint-Maurice : Institut de Veille Sanitaire ; 2014. 51 P.*
3. Perry IJ, Corcoran P, Fitzgerald AP, Keeley HS, Reulbach U, Arensman E. The incidence and repetition of hospital-treated deliberate self harm: findings from the world's first national registry. *PLoS One*. 2012;7(2):e31663. doi:10.1371/journal.pone.0031663.
4. Larkin C, Di Blasi Z, Arensman E. Risk factors for repetition of self-harm: a systematic review of prospective hospital-based studies. *PLoS One*. 2014;9(1):e84282. doi:10.1371/journal.pone.0084282.
5. Nock MK, Borges G, Bromet EJ, et al. Cross-national prevalence and risk factors for suicidal ideation, plans and attempts. *Br J Psychiatry J Ment Sci*. 2008;192(2):98-105. doi:10.1192/bjp.bp.107.040113.
6. Galway K, Gossrau-Breen D, Mallon S, et al. Substance misuse in life and death in a 2-year cohort of suicides. *Br J Psychiatry J Ment Sci*. 2016;208(3):292-297. doi:10.1192/bjp.bp.114.147603.
7. Beghi M, Rosenbaum JF, Cerri C, Cornaggia CM. Risk factors for fatal and nonfatal repetition of suicide attempts: a literature review. *Neuropsychiatr Dis Treat*. 2013;9:1725-1736. doi:10.2147/NDT.S40213.
8. Evans J, Platts H, Liebenau A. Impulsiveness and deliberate self-harm: a comparison of "first-timers" and "repeaters". *Acta Psychiatr Scand*. 1996;93(5):378-380.
9. Baca-García E, Diaz-Sastre C, Saiz-Ruiz J, de Leon J. How safe are psychiatric medications after a voluntary overdose? *Eur Psychiatry J Assoc Eur Psychiatr*. 2002;17(8):466-470.
10. Bilén K, Ottosson C, Castrén M, et al. Deliberate self-harm patients in the emergency department: factors associated with repeated self-harm among 1524 patients. *Emerg Med J EMJ*. 2011;28(12):1019-1025. doi:10.1136/emj.2010.102616.
11. Oh SH, Park KN, Jeong SH, Kim HJ, Lee CC. Deliberate self-poisoning: factors associated with recurrent self-poisoning. *Am J Emerg Med*. 2011;29(8):908-912. doi:10.1016/j.ajem.2011.03.015.
12. Hendrix L, Verelst S, Desruelles D, Gillet J-B. Deliberate self-poisoning: characteristics of patients and impact on the emergency department of a large university hospital. *Emerg Med J EMJ*. 2013;30(1):e9. doi:10.1136/emj.2011.201033.
13. Beaune S, Juvin P, Beauchet A, Casalino E, Megarbane B. Deliberate drug poisonings admitted to an emergency department in Paris area - a descriptive study and assessment of risk factors for intensive care admission. *Eur Rev Med Pharmacol Sci*. 2016;20(6):1174-1179.
14. John A, Okolie C, Porter A, et al. Non-accidental non-fatal poisonings attended by emergency ambulance crews: an observational study of data sources and epidemiology. *BMJ Open*. 2016;6(8):e011049. doi:10.1136/bmjopen-2016-011049.
15. Martin CA, Chapman R, Rahman A, Graudins A. A retrospective descriptive study of the characteristics of deliberate self-poisoning patients with single or repeat presentations to an Australian emergency medicine network in a one year period. *BMC Emerg Med*. 2014;14:21. doi:10.1186/1471-227X-14-21.
16. Takeshima N, Ogawa Y, Hayasaka Y, Furukawa TA. Continuation and discontinuation of benzodiazepine prescriptions: A cohort study based on a large claims

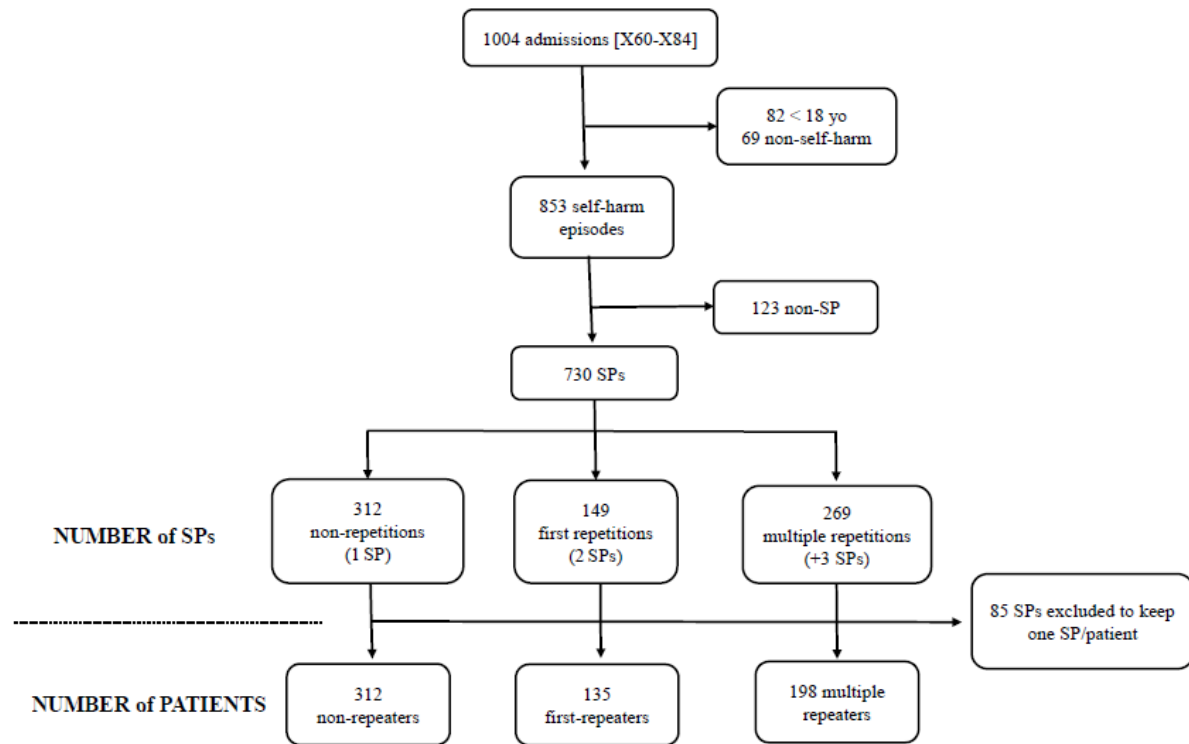
- database in Japan. *Psychiatry Res.* 2016;237:201-207. doi:10.1016/j.psychres.2016.01.040.
17. Agence Nationale de Sécurité Du Médicament et Des Produits de Santé. *État Des Lieux de La Consommation Des Benzodiazépines En France.* Avril 2017. Accessed on Line Checked the April 8th 2017 at Http://Ansm.sante.fr/Var/Ansm_site/Storage/Original/Application/28274caaf04713f0c280862555db0c8.pdf.
 18. Shih H-I, Lin M-C, Lin C-C, et al. Benzodiazepine therapy in psychiatric outpatients is associated with deliberate self-poisoning events at emergency departments-a population-based nested case-control study. *Psychopharmacology (Berl).* 2013;229(4):665-671. doi:10.1007/s00213-013-3127-4.
 19. Ness J, Hawton K, Bergen H, et al. High-Volume Repeaters of Self-Harm. *Crisis.* 2016;37(6):427-437. doi:10.1027/0227-5910/a000428.
 20. Haw C, Bergen H, Casey D, Hawton K. Repetition of deliberate self-harm: a study of the characteristics and subsequent deaths in patients presenting to a general hospital according to extent of repetition. *Suicide Life Threat Behav.* 2007;37(4):379-396. doi:10.1521/suli.2007.37.4.379.
 21. National institute for health and care excellence. Self-harm. Introduction and overview. June 2013. Accessed online the May 15th 2017 <https://www.nice.org.uk/guidance/qs34/chapter/Introduction-and-overview>.
 22. Brown GK A Review of Suicide Assessment Measures for Intervention Research with Adults and Older Adults. 2001. Accessed Online the April 8th 2017 Checked at <Http://Www.sprc.org/Resources-Programs/Review-Suicide-Assessment-Measures-Intervention-Research-Adults-Older-Adults>.
 23. Forman EM, Berk MS, Henriques GR, Brown GK, Beck AT. History of multiple suicide attempts as a behavioral marker of severe psychopathology. *Am J Psychiatry.* 2004;161(3):437-443. doi:10.1176/appi.ajp.161.3.437.
 24. Hawton K, Simkin S, Fagg J. Deliberate self-harm in alcohol and drug misusers: patient characteristics and patterns of clinical care. *Drug Alcohol Rev.* 1997;16(2):123-129. doi:10.1080/09595239700186411.
 25. Ness J, Hawton K, Bergen H, et al. Alcohol use and misuse, self-harm and subsequent mortality: an epidemiological and longitudinal study from the multicentre study of self-harm in England. *Emerg Med J EMJ.* 2015;32(10):793-799. doi:10.1136/emered-2013-202753.
 26. Riedi G, Mathur A, Séguin M, et al. Alcohol and repeated deliberate self-harm: preliminary results of the French cohort study of risk for repeated incomplete suicides. *Crisis.* 2012;33(6):358-363. doi:10.1027/0227-5910/a000148.
 27. Finkelstein Y, Macdonald EM, Hollands S, et al. Repetition of intentional drug overdose: a population-based study. *Clin Toxicol Phila Pa.* 2016;54(7):585-589. doi:10.1080/15563650.2016.1177187.
 28. Payne RA, Oliver JJ, Bain M, Elders A, Bateman DN. Patterns and predictors of re-admission to hospital with self-poisoning in Scotland. *Public Health.* 2009;123(2):134-137. doi:10.1016/j.puhe.2008.12.002.
 29. Lejoyeux M, Gastal D, Bergeret A, Casalino E, Lequen V, Guillermet S. Alcohol use disorders among patients examined in emergency departments after a suicide attempt. *Eur Addict Res.* 2012;18(1):26-33. doi:10.1159/000332233.
 30. Beck F., Guignard R., Richard J.B. *Dir. Usages de Drogues et Pratiques Addictives En France. Analyse Du Baromètre Santé INPES, Paris, La Documentation Française, 2014 : 256 P.*
 31. Vorspan F, Mehtelli W, Dupuy G, Bloch V, Lépine J-P. Anxiety and substance use disorders: co-occurrence and clinical issues. *Curr Psychiatry Rep.* 2015;17(2):4. doi:10.1007/s11920-014-0544-y.

32. Regier DA, Farmer ME, Rae DS, et al. Comorbidity of mental disorders with alcohol and other drug abuse. Results from the Epidemiologic Catchment Area (ECA) Study. *JAMA*. 1990;264(19):2511-2518.
33. Beck F., Maillochon F., « Genre, santé et soins », dans E 7 Santé, Société, Humanité, cours, Paris, Elsevier/Masson, 2012, p. 559-567.
34. Lejoyeux M, Huet F, Claudon M, Fichelle A, Casalino E, Lequen V. Characteristics of suicide attempts preceded by alcohol consumption. *Arch Suicide Res Off J Int Acad Suicide Res*. 2008;12(1):30-38. doi:10.1080/13811110701800699.
35. Poorolajal J, Darvishi N. Smoking and Suicide: A Meta-Analysis. *PloS One*. 2016;11(7):e0156348. doi:10.1371/journal.pone.0156348.
36. Kopp (P.), *Le Coût Social Des Drogues En France, OFDT, 2015, Saint-Denis, 75 P.*
37. Lejoyeux M, Guillermet S, Casalino E, et al. Nicotine Dependence among Patients Examined in Emergency after a Suicide Attempt. *Journal of Addiction Research & Therapy*.
38. Kessel N, McCulloch W. Repeated acts of self-poisoning and self-injury. *Proc R Soc Med*. 1966;59(2):89-92.
39. Crane C, Williams JMG, Hawton K, et al. The association between life events and suicide intent in self-poisoners with and without a history of deliberate self-harm: a preliminary study. *Suicide Life Threat Behav*. 2007;37(4):367-378. doi:10.1521/suli.2007.37.4.367.
40. Mayo JA. Psychopharmacological roulette: a follow-up study of patients hospitalized for drug overdose. *Am J Public Health*. 1974;64(6):616-617.
41. Owens D, Dennis M, Read S, Davis N. Outcome of deliberate self-poisoning. An examination of risk factors for repetition. *Br J Psychiatry J Ment Sci*. 1994;165(6):797-801.
42. Townsend E, Hawton K, Harriss L, Bale E, Bond A. Substances used in deliberate self-poisoning 1985-1997: trends and associations with age, gender, repetition and suicide intent. *Soc Psychiatry Psychiatr Epidemiol*. 2001;36(5):228-234.
43. Rafnsson SB, Oliver JJ, Elton RA, Bateman DN. Poisons admissions in Edinburgh 1981-2001: agent trends and predictors of hospital readmissions. *Hum Exp Toxicol*. 2007;26(1):49-57. doi:10.1177/0960327107071855.
44. Griffin E, Corcoran P, Cassidy L, O'Carroll A, Perry IJ, Bonner B. Characteristics of hospital-treated intentional drug overdose in Ireland and Northern Ireland. *BMJ Open*. 2014;4(7):e005557. doi:10.1136/bmjopen-2014-005557.
45. Novack V, Jotkowitz A, Delgado J, et al. General characteristics of hospitalized patients after deliberate self-poisoning and risk factors for intensive care admission. *Eur J Intern Med*. 2006;17(7):485-489. doi:10.1016/j.ejim.2006.02.029.
46. Lilley R, Owens D, Horrocks J, et al. Hospital care and repetition following self-harm: multicentre comparison of self-poisoning and self-injury. *Br J Psychiatry J Ment Sci*. 2008;192(6):440-445. doi:10.1192/bjp.bp.107.043380.
47. Owens D, Kelley R, Munyombwe T, et al. Switching methods of self-harm at repeat episodes: Findings from a multicentre cohort study. *J Affect Disord*. 2015;180:44-51. doi:10.1016/j.jad.2015.03.051.
48. Vinet M-A, Jeanic AL, Lefèvre T, Quelen C, Chevreul K. Le fardeau économique du suicide et des tentatives de suicide en France. [/data/revues/03987620/v62sS2/S0398762013012315/](http://www.em-consulte.com/en/article/874049). February 2014. <http://www.em-consulte.com/en/article/874049>. Accessed April 10, 2017.
49. Bethell J, Rhodes AE, Bondy SJ, Lou WYW, Guttmann A. Repeat self-harm: application of hurdle models. *Br J Psychiatry J Ment Sci*. 2010;196(3):243-244. doi:10.1192/bjp.bp.109.068809.
50. Taylor CJ, Kent GG, Huws RW. A comparison of the backgrounds of first time and repeated overdose patients. *J Accid Emerg Med*. 1994;11(4):238-242.

51. Perquier F, Duroy D, Oudinet C, et al. Suicide attempters examined in a Parisian Emergency Department: Contrasting characteristics associated with multiple suicide attempts or with the motive to die. *Psychiatry Res.* 2017;253:142-149. doi:10.1016/j.psychres.2017.03.035.
52. Cedereke M, Ojehagen A. Prediction of repeated parasuicide after 1-12 months. *Eur Psychiatry J Assoc Eur Psychiatr.* 2005;20(2):101-109. doi:10.1016/j.eurpsy.2004.09.008.
53. Rockett IRH, Putnam SL, Jia H, Smith GS. Declared and undeclared substance use among emergency department patients: a population-based study. *Addict Abingdon Engl.* 2006;101(5):706-712. doi:10.1111/j.1360-0443.2006.01397.x.
54. Olfson M, Marcus SC, Bridge JA. Emergency department recognition of mental disorders and short-term outcome of deliberate self-harm. *Am J Psychiatry.* 2013;170(12):1442-1450. doi:10.1176/appi.ajp.2013.12121506.
55. Gibb SJ, Beautrais AL, Surgenor LJ. Health-care staff attitudes towards self-harm patients. *Aust N Z J Psychiatry.* 2010;44(8):713-720. doi:10.3109/00048671003671015.
56. McHale J, Felton A. Self-harm: what's the problem? A literature review of the factors affecting attitudes towards self-harm. *J Psychiatr Ment Health Nurs.* 2010;17(8):732-740. doi:10.1111/j.1365-2850.2010.01600.x.
57. Chapman R, Martin C. Perceptions of Australian emergency staff towards patients presenting with deliberate self-poisoning: a qualitative perspective. *Int Emerg Nurs.* 2014;22(3):140-145. doi:10.1016/j.ienj.2014.03.002.
58. *Strevens, P., Blackwell, H., Palmer, L., Hartwell, E.,. Better Services for People Who Self-Harm: Aggregated Report – Wave 3 Baseline Data. Royal College of Psychiatrists, London;2008.*
59. Darker CD, Sweeney BP, Barry JM, Farrell MF, Donnelly-Swift E. Psychosocial interventions for benzodiazepine harmful use, abuse or dependence. *Cochrane Database Syst Rev.* 2015;5:CD009652. doi:10.1002/14651858.CD009652.pub2.
60. Kroll DS, Nieva HR, Barsky AJ, Linder JA. Benzodiazepines are Prescribed More Frequently to Patients Already at Risk for Benzodiazepine-Related Adverse Events in Primary Care. *J Gen Intern Med.* 2016;31(9):1027-1034. doi:10.1007/s11606-016-3740-0.
61. Corcoran, Heavey, Griffin, Perry, Arensman. Psychotropic medication involved in intentional drug overdose: implications for treatment. *Neuropsychiatry*, 2013;3(3), 285-293.
62. Yvernay. Prescription fractionnée de psychotropes : évaluation de l'impact préventif sur la répétition d'intoxications médicamenteuses volontaires. Sous la direction du Dr Lucie Pennel. Université Joseph Fourier, Faculté de pharmacie. June 2013. <https://dumas.ccsd.cnrs.fr/dumas-00840430/document>.

Figures and tables

Figure 1: Flowchart summarising the selection of hospital admissions related to self-poisoning episodes in 2012



Note: SP for self-poisoning.

Admissions with a [X60-X84] code were retrieved from the hospital information systems. Medical records were reviewed for the further selection of admissions related to SPs.

Table 1: Characteristics of repeaters and non-repeaters

Characteristics	All patients N=645 (%)	Non-repeaters N=312 (%)	2 SPs N=135 (%)	≥ 3 SPs N=198 (%)	p-value
Female sex	441 (68)	211 (68)	97 (72)	133 (67)	0.61
Age (years old)					
18-34	208 (32)	115 (37)	47 (35)	46 (23)	0.003
35-54	295 (46)	122 (39)	63 (47)	110 (56)	
≥ 55	142 (22)	75 (24)	25 (19)	42 (21)	
Psychiatric comorbidities					
Depressive disorder	326 (51)	144 (46)	66 (49)	116 (59)	0.022
Anxiety disorder	151 (23)	74 (24)	33 (24)	44 (22)	0.88
Personality disorder	62 (10)	16 (5)	15 (11)	31 (16)	< 0.001
Bipolarity	42 (7)	11 (4)	11 (8)	20 (10)	0.009
Psychotic disorder	48 (7)	17 (5)	9 (7)	22 (11)	0.06
Compulsive eating disorder	32 (5)	6 (2)	10 (7)	16 (8)	0.003
Substance use/misuse					
Tobacco use only	168 (26)	74 (24)	34 (25)	60 (30)	< 0.001
Alcohol misuse only	142 (7)	17 (5)	8 (6)	17 (9)	
Tobacco use & alcohol	114 (18)	35 (11)	20 (15)	59 (30)	
Cannabis misuse	62 (10)	22 (7)	14 (10)	26 (13)	0.07
Psychotropic prescription drugs misuse	29 (5)	9 (3)	8 (6)	12 (9)	0.16
All opioids misuse	27 (4)	7 (2)	7 (5)	13 (7)	0.05
Cocaine misuse	19 (3)	9 (3)	0 (-)	10 (5)	0.014
Behavioural addictions	11 (2)	2 (1)	3 (2)	6 (3)	0.11
≥ 1 substance use**	334 (52)	132 (42)	66 (49)	136 (69)	<0.001
≥ 2 substances use**	163 (25)	53 (17)	34 (25)	76 (38)	< 0.001
Self-harm history					
Cutting	66 (10)	14 (4)	17 (13)	35 (18)	< 0.001
Other (hanging, firearm etc.)	49 (8)	18 (6)	9 (7)	22 (11)	0.08

*Note: *p-value of Pearson χ^2 or Fisher exact tests*

***including tobacco use or another substance misuse*

Table 2: Context factors preceding the SPs according to the repetition extent status

	All SPs n=730 (%)	1 st SP n=312 (%)	2 nd SP n=149 (%)	≥ 3 rd SP n=269 (%)	p-value*
Mental health medical follow-up					
<i>None</i>	237 (32)	149 (48)	42 (28)	46 (17)	< 0.001
<i>General practitioner</i>	125 (17)	60 (19)	27 (18)	38 (14)	
<i>Psychiatrist / addiction specialist</i>	290 (40)	83 (27)	59 (40)	148 (55)	
<i>Interrupted by the patient</i>	78 (11)	20 (6)	21 (14)	37 (14)	
Socioeconomic issues					
<i>Precarious living condition or financial difficulties</i>	279 (65)	87 (28)	60 (40)	132 (49)	< 0.001
<i>Unemployment</i>	355 (51)	114 (38)	67 (48)	174 (68)	<0.001
<i>Living alone</i>	249 (34)	95 (30)	47 (32)	107 (40)	0.05
<i>Interpersonal isolation</i>	173 (24)	53 (17)	37 (25)	83 (31)	< 0.001
Triggers					
<i>Interpersonal</i>	464 (66)	217 (72)	92 (62)	155 (61)	0.013
<i>Psychiatric cause</i>	136 (19)	52 (17)	37 (25)	47 (19)	0.15
<i>Substance misuse**</i>	45 (6)	6 (2)	8 (5)	31 (12)	< 0.001
<i>Socioeconomic issue</i>	33 (5)	11 (4)	7 (5)	15 (6)	0.46
<i>Physical pain***</i>	23 (3)	12 (4)	3 (2)	8 (3)	0.60
Suicidal ideation	320 (49)	148 (52)	67 (50)	105 (44)	0.31
Premeditation (planning of the SP)	66 (10)	27 (9)	18 (13)	21 (9)	0.37

*Note: *p-value of Pearson χ^2 or Fisher exact tests*

*** A trigger involving a substance misuse could correspond to a relapse of a misuse, withdrawal symptoms, or to a recreational drug use of illicit/licit substances use*

**** including both acute and chronic pains*

Table 3: Methods used according to the repetition extent status

	All SPs n=730 (%)	1st SP n=312 (%)	2nd SP n=149 (%)	≥ 3rd SP n=269 (%)	p-value*
Psychotropic drugs					
<i>Benzodiazepines and Z-drugs</i>	512 (71)	199 (64)	102 (68)	211 (79)	< 0.001
<i>Anxiolytics</i>	423 (58)	153 (49)	89 (60)	181 (68)	< 0.001
<i>Hypnotics</i>	166 (23)	61 (20)	41 (28)	64 (24)	0.15
<i>Antidepressants</i>	151 (21)	55 (18)	37 (25)	59 (22)	0.17
<i>Antipsychotics</i>	122 (17)	35 (11)	25 (17)	62 (23)	0.001
<i>Antiepileptics</i>	32 (4)	11 (4)	2 (1)	19 (7)	0.014
<i>Mood stabilisers</i>	20 (3)	7 (2)	3 (2)	10 (4)	0.45
<i>Opioid substitution therapy</i>	23 (3)	7 (2)	5 (3)	11 (4)	0.42
Analgesics					
<i>Opioid analgesics</i>	62 (9)	24 (8)	10 (7)	28 (11)	0.33
<i>Paracetamol (± codeine)</i>	98 (14)	60 (19)	15 (10)	23 (9)	< 0.001
Others**	89 (12)	43 (14)	16 (11)	30 (11)	0.52
Associated substances					
<i>Alcohol</i>	321(44)	130 (42)	57 (38)	134 (50)	0.041
<i>BAC > 0.80 gram/litre (n=222)</i>	164 (74)	58 (69)	26 (68)	80 (80)	0.17
<i>Illicit drugs</i>	34 (5)	13 (4)	4 (3)	17 (6)	0.20
Associated methods					
<i>Cutting</i>	34 (5)	12 (4)	9 (6)	13 (5)	0.57
<i>More lethal self-harm</i>	20 (3)	11 (4)	3 (2)	6 (2)	0.61

Note: BAC for blood alcohol concentration

**p-value of Pearson χ^2 or Fisher exact tests*

***Non-analgesics and non-psychotropic drugs such as anticoagulants, high blood pressure medication, etc.*

Tableau 4: Hospital evaluation according to the repetition extent status

	All SPs n=730 (%)	1 st SP n=312 (%)	2 nd SP n=149 (%)	≥ 3 rd SP n=269 (%)	p-value*
Call emergency services	148 (22)	49 (16)	28 (19)	71 (26)	0.005
Glasgow coma scale < 8	78 (11)	28 (9)	16 (11)	34 (13)	0.36
ICU admission**	111 (15)	42 (13)	26 (17)	43 (16)	0.49
Emergency/ICU evaluation**					
<i>Psychiatrist</i>	684 (94)	297 (95)	144 (97)	243 (90)	0.014
<i>Addiction specialist</i>	53 (7)	17 (5)	9 (6)	27 (10)	0.09
<i>Social assistant</i>	21 (3)	12 (4)	6 (4)	3 (1)	0.08
<i>Patient's refusal</i>	8 (1)	0 (-)	0 (-)	8 (3)	0.001
Postvention					
<i>Psychiatric admission</i>	314 (43)	112 (36)	68 (46)	133 (49)	0.004
<i>Psychiatric referral</i>	211 (29)	87 (28)	50 (34)	74 (28)	0.37
<i>General practitioner referral</i>	97 (13)	59 (19)	16 (11)	22 (8)	< 0.001
<i>None (absconded or refused)</i>	56 (8)	17 (5)	8 (5)	31 (12)	0.011
<i>Addiction medicine referral</i>	45 (6)	11 (4)	13 (9)	21 (8)	0.035
<i>Psychotherapy</i>	44 (6)	28 (9)	7 (5)	9 (3)	0.013
Non cooperative patient	201 (28)	64 (21)	41 (28)	96 (36)	< 0.001

Note: No death related to a SP was observed in the whole sample

**p-value of Pearson χ^2 or Fisher exact tests*

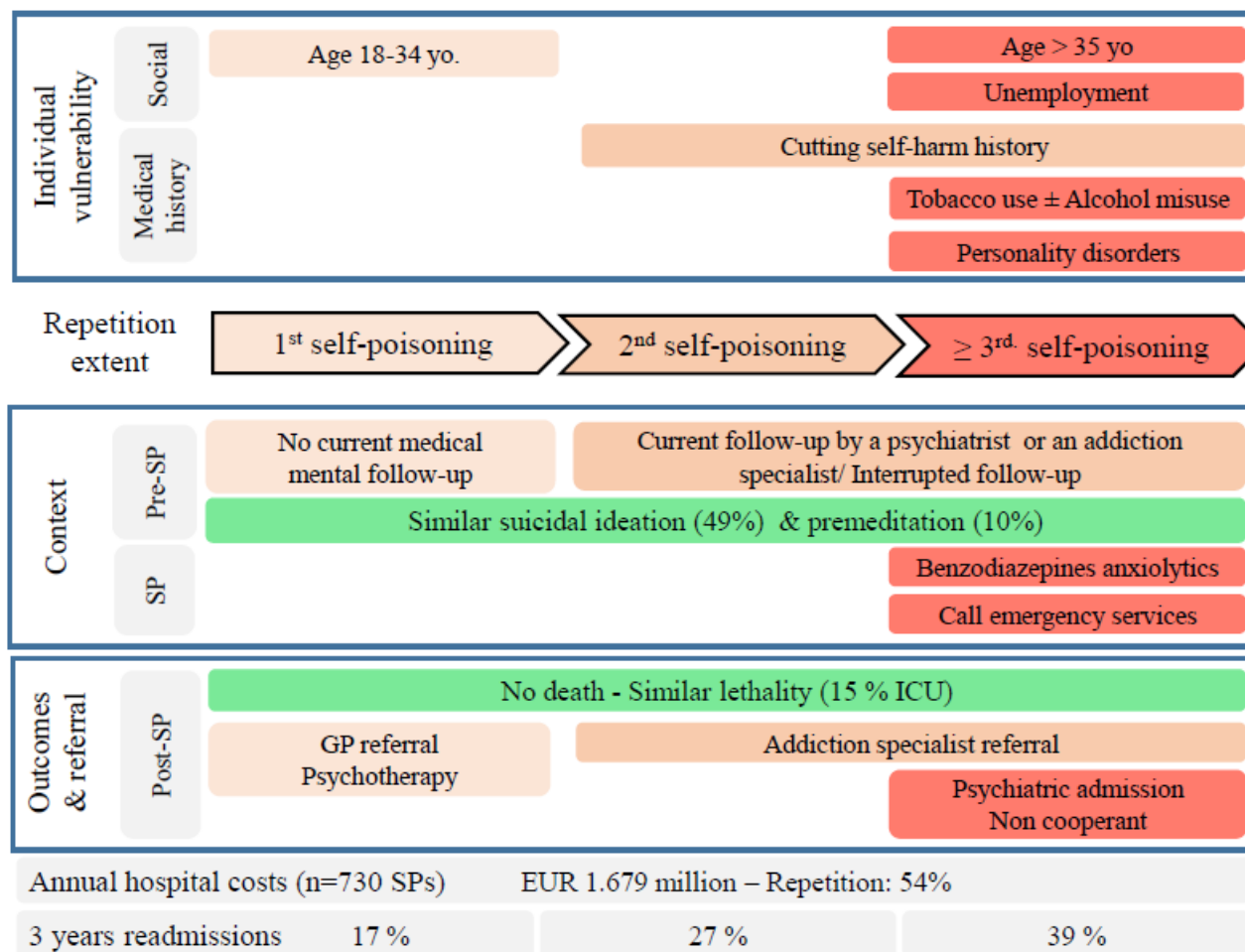
*** ICU for Intensive care units*

Table 5: Univariable and multivariable multinomial logistic regression of the SP repetition extent status (comparison group: non-repeaters)

Repetition status		2 SPs				+ 3 SPs				
		Univariable		Multivariable		Univariable		Multivariable		
Variables		NA-OR (95% CI)	p-value	A-OR (95% CI)	p-value	NA-OR (95% CI)	p-value	A-OR (95% CI)	p-value	
Individual factors	Age (years old)									
		<i>18-34</i>	ref.	ref.	ref.	ref.	ref.	ref.	ref.	
		<i>35-55</i>	1.26 (0.80-1.99)	0.31	1.51 (0.88-2.60)	0.13	2.25 (1.47-3.46)	< 0.001	2.31 (1.35-3.95)	0.002
		<i>> 55</i>	0.82 (0.46-1.44)	0.48	1.06 (0.53-2.11)	0.88	1.40 (0.84-2.33)	0.20	2.25 (1.14-4.41)	0.019
		Depressive disorder	1.12 (0.75-1.67)	0.60	.91 (0.56-1.48)	0.56	1.65 (1.15-2.37)	0.006	1.36 (0.84-2.19)	0.21
		Bipolarity	2.43 (1.03-5.75)	0.044	1.71 (0.62-4.67)	0.62	3.08 (1.44-6.57)	0.004	2.15 (0.82-5.61)	0.12
		Personality disorder	2.31 (1.11-4.83)	0.026	1.88 (0.85-4.11)	0.12	3.43 (1.83-6.46)	< 0.001	2.45 (1.18-5.05)	0.016
		History of cutting self-harm	3.07 (1.47-6.42)	0.003	3.21 (1.43-7.21)	0.005	4.57 (2.39-8.74)	<0.001	3.81 (1.78-8.17)	0.001
		Substance use problem								
			<i>None</i>	ref.	ref.	ref.	ref.	ref.	ref.	ref.
		<i>Tobacco only</i>	1.17 (0.72-1.91)	0.53	1.07 (0.63-1.84)	0.80	2.43 (1.56-3.80)	< 0.001	2.37 (1.40-4.03)	0.001
		<i>Alcohol only</i>	1.20 (0.50-2.90)	0.69	.99 (0.39-2.53)	0.99	3.00 (1.44-6.23)	0.003	1.89 (0.82-4.34)	0.13
		<i>Both tobacco & alcohol</i>	1.46 (0.79-2.69)	0.23	.90 (0.45-1.79)	0.76	5.06 (3.05-8.40)	< 0.001	3.09 (1.72-5.58)	< 0.001
Context factors	Unemployed	1.48 (0.97-2.26)	0.07	1.31 (0.81-2.12)	0.27	2.61 (1.79-3.82)	< 0.001	2.34 (1.48-3.71)	< 0.001	
	Interpersonal isolation	1.48 (0.90-2.44)	0.12	1.44 (0.84 -2.48)	0.18	1.88 (1.23-2.90)	0.004	1.59 (0.96-2.66)	0.07	
	Mental health medical follow-up									
		<i>None</i>	ref.	ref.	ref.	ref.	ref.	ref.	ref.	
		<i>General practitioner</i>	1.70 (0.95-3.04)	0.07	1.76 (0.92-3.37)	0.09	2.00 (1.13-3.55)	0.018	1.47 (0.76-2.84)	0.26
		<i>Specialised*</i>	2.50 (1.53-4.11)	< 0.001	2.04 (1.14-3.63)	0.016	5.39 (3.39-8.56)	< 0.001	2.92 (1.68-5.06)	< 0.001
		<i>Interrupted by the patient</i>	3.53 (1.70-7.32)	0.001	3.41 (1.56-7.44)	0.002	5.17 (2.59-10.33)	< 0.001	3.26 (1.48-7.16)	0.003
	Benzodiazepine anxiolytics	1.37 (0.91-2.05)	0.13	1.17 (0.75-1.83)	0.49	2.32 (1.60-3.35)	< 0.001	1.75 (1.13-2.70)	0.012	

Note: ref. for class of reference; SP for self-poisoning, NA-OR: non-adjusted odds ratio (univariable analysis), A-OR: adjusted odds ratio (multivariable analysis), 95% CI: 95% confidence interval.

Figure 2: Individual vulnerability and context factors, annual hospital costs, and readmission rates at 3 years of follow-up related to hospital admissions for a self-poisoning according to the repetition extent status.




Note: SP for Self-poisoning, ICU for Intensive care unit, GP for General practitioner.

The group of admissions related to a first ever episode of self-poisoning was the reference group for the comparison of individual/context factors associated to repeated self-poisonings.

The annual hospital costs were assessed for the 730 self-poisonings admitted in 2012.

Serment d'Hippocrate



SERMENT D'HIPPOCRATE

En présence des Maîtres de cette Faculté, de mes chers condisciples et devant l'effigie d'HIPPOCRATE,

Je promets et je jure d'être fidèle aux lois de l'honneur et de la probité dans l'exercice de la Médecine.

Je donnerais mes soins gratuitement à l'indigent et n'exigerai jamais un salaire au dessus de mon travail. Je ne participerai à aucun partage clandestin d'honoraires.

Admis dans l'intimité des maisons, mes yeux n'y verront pas ce qui s'y passe ; ma langue taira les secrets qui me seront confiés et mon état ne servira pas à corrompre les mœurs, ni à favoriser le crime.

Je ne permettrai pas que des considérations de religion, de nation, de race, de parti ou de classe sociale viennent s'interposer entre mon devoir et mon patient.

Je garderai le respect absolu de la vie humaine.

Même sous la menace, je n'admettrai pas de faire usage de mes connaissances médicales contre les lois de l'humanité.

Respectueux et reconnaissant envers mes Maîtres, je rendrai à leurs enfants l'instruction que j'ai reçue de leurs pères.

Que les hommes m'accordent leur estime si je suis fidèle à mes promesses.

Que je sois couvert d'opprobre et méprisé de mes confrères si j'y manque.

Repeated self-poisonings: an addictive rather than a suicidal behaviour?

RESUMÉ

Contexte : L'intoxication médicamenteuse volontaire (IMV) est le mode de tentative de suicide le plus fréquente. Les mécanismes et la prévention optimale de sa récurrence demeurent méconnus.

Méthodes : Une étude sur dossiers médicaux au CHU de Grenoble en 2012 a identifié les facteurs associés à une première IMV, seconde et troisième ou plus (3+) par une modélisation multinomiale, les taux de réadmission et les coûts.

Résultats : 730 IMV pour 645 patients ont été analysées (57% de récurrences). Un antécédent de scarification et un suivi médical en cours ou interrompu étaient associés à la récurrence. Les sujets 3+ étaient plus à risque d'être sans emploi, de trouble de la personnalité, d'usage du tabac, de mésusage de l'alcool, d'ingérer des benzodiazépines pour leur IMV et d'être réadmis à un an pour le même motif (9%, 15% et 30% en cas de première, seconde et 3+ IMV). L'idéation suicidaire (49%) et la préméditation (10%) étaient similaires entre les groupes. Le coût des IMV répétées s'élevait à 902 mille euros, soit 54% du coût total des IMV en 2012.

Conclusion : Une vulnérabilité à l'usage du tabac et au mésusage de l'alcool, l'usage de benzodiazépines pour l'IMV, un binge-drinking associé, la chronicité des IMV, l'absence d'idéation suicidaire dans 51% des IMV et la grande part d'actes impulsifs (10% d'IMV préméditées) chez les sujets 3+ évoqueraient un mésusage des psychotropes, à l'origine des récurrences. Les IMV répétées s'apparenteraient à des prises médicamenteuses massives sur un temps restreint (binge-drugging). L'évaluation de la consommation des benzodiazépines (abusives, répétées, impulsives-compulsives-automatiques) est déterminante afin de proposer des soins adaptés.

Mots-clés: Intoxications médicamenteuses volontaires, répétition, addiction, tentative de suicide, facteurs de risque, réadmission, coûts, économie

ABSTRACT

Background: Self-poisoning (SP) is the leading self-harm method. Mechanisms of SP repetition (SP-r) are poorly understood and questions remain regarding its prevention.

Methods: A chart review was undertaken in 2012 in a French university hospital to identify risk factors for an admission for a first, a second, or a third and more SP. Readmission rates and costs were assessed.

Results: 730 SPs for 635 patients were analysed and 418 (57%) SPs corresponded to a repetition. A cutting self-harm history, a specialised or an interrupted mental follow-up were associated to the SP-r. Multiple repeaters were more likely to be unemployed, suffering from personality disorders, tobacco use and alcohol misuse, ingesting benzodiazepines for the SP, and being readmitted for a SP within one year (9%, 15%, and 30% for first, second and third and more SPs respectively). The suicidal ideation (49%) or premeditation (10%) were similar between the groups. SP-r contributed 54% (EUR 902 k) of the hospital costs related to SPs in 2012.

Conclusion: The vulnerability to tobacco use/alcohol misuse, the use of benzodiazepines for the SP-r, the associated binge-drinking, the SP chronicity, the absence of suicidal ideation in 51% of SPs, and the great prevalence of impulsivity (10% of premeditated SPs) in multiple repeaters are consistent with the hypothesis of a psychotropic prescription drugs misuse, leading to SP-r. Repeated SPs presented characteristics of binge-drugging and benzodiazepines consumption (repetition, abuse, impulsive-compulsive-automatic) should be examined systematically to address these patients to adapted care.

Key-words: Self-poisoning, self-harm, suicide attempt, addiction, repetition, risk factor, readmission, cost, economics