



HAL
open science

Body image evaluation in adolescents with anorexia nervosa: retrospective study

Sheldon Fisher

► **To cite this version:**

Sheldon Fisher. Body image evaluation in adolescents with anorexia nervosa: retrospective study. Life Sciences [q-bio]. 2018. dumas-02417972

HAL Id: dumas-02417972

<https://dumas.ccsd.cnrs.fr/dumas-02417972>

Submitted on 18 Dec 2019

HAL is a multi-disciplinary open access archive for the deposit and dissemination of scientific research documents, whether they are published or not. The documents may come from teaching and research institutions in France or abroad, or from public or private research centers.

L'archive ouverte pluridisciplinaire **HAL**, est destinée au dépôt et à la diffusion de documents scientifiques de niveau recherche, publiés ou non, émanant des établissements d'enseignement et de recherche français ou étrangers, des laboratoires publics ou privés.

**Evaluation de l'image du corps chez l'adolescente souffrant d'anorexie
mentale**

T H È S E A R T I C L E

Présentée et publiquement soutenue devant

LA FACULTÉ DE MÉDECINE DE MARSEILLE

Le 31 Octobre 2018

Par Monsieur Sheldon FISHER

Né le 12 août 1990 à Marseille 08eme (13)

Pour obtenir le grade de Docteur en Médecine

D.E.S. de PSYCHIATRIE

Membres du Jury de la Thèse :

Monsieur le Professeur DA FONSECA David

Président

Monsieur le Professeur NAUDIN Jean

Assesseur

Monsieur le Professeur DARMON Patrice

Assesseur

Madame le Docteur BAT Flora

Directeur

**Evaluation de l'image du corps chez l'adolescente souffrant d'anorexie
mentale**

T H È S E A R T I C L E

Présentée et publiquement soutenue devant

LA FACULTÉ DE MÉDECINE DE MARSEILLE

Le 31 Octobre 2018

Par Monsieur Sheldon FISHER

Né le 12 août 1990 à Marseille 08eme (13)

Pour obtenir le grade de Docteur en Médecine

D.E.S. de PSYCHIATRIE

Membres du Jury de la Thèse :

Monsieur le Professeur DA FONSECA David

Président

Monsieur le Professeur NAUDIN Jean

Assesseur

Monsieur le Professeur DARMON Patrice

Assesseur

Madame le Docteur BAT Flora

Directeur

AIX-MARSEILLE UNIVERSITE

Président : Yvon BERLAND

FACULTE DE MEDECINE

Doyen : Georges LEONETTI

Vice-Doyen aux Affaires Générales : Patrick DESSI
Vice-Doyen aux Professions Paramédicales : Philippe BERBIS

Asseseurs :

- * aux Etudes : Jean-Michel VITON
- * à la Recherche : Jean-Louis MEGE
- * aux Prospectives Hospitalo-Universitaires : Frédéric COLLART
- * aux Enseignements Hospitaliers : Patrick VILLANI
- * à l'Unité Mixte de Formation Continue en Santé : Fabrice BARLESI
- * pour le Secteur Nord : Stéphane BERDAH
- * aux centres hospitaliers non universitaires : Jean-Noël ARGENSON

Chargés de mission :

- * 1^{er} cycle : Jean-Marc DURAND et Marc BARTHET
- * 2^{ème} cycle : Marie-Aleth RICHARD
- * 3^{ème} cycle DES/DESC : Pierre-Edouard FOURNIER
- * Licences-Masters-Doctorat : Pascal ADALIAN
- * DU-DIU : Véronique VITTON
- * Stages Hospitaliers : Franck THUNY
- * Sciences Humaines et Sociales : Pierre LE COZ
- * Préparation à l'ECN : Aurélie DAUMAS
- * Démographie Médicale et Filiarisation : Roland SAMBUC
- * Relations Internationales : Philippe PAROLA
- * Etudiants : Arthur ESQUER

Chef des services généraux : * Déborah ROCCHICCIOLI

Chefs de service :

- * Communication : Laetitia DELOUIS
- * Examens : Caroline MOUTTET
- * Logistique : Joëlle FRAVEGA
- * Maintenance : Philippe KOCK
- * Scolarité : Christine GAUTHIER

DOYENS HONORAIRES

M. Yvon BERLAND
M. André ALI CHERIF
M. Jean-François PELLISSIER

PROFESSEURS HONORAIRES

MM	AGOSTINI Serge	MM	FIGARELLA Jacques
	ALDIGHERI René		FONTES Michel
	ALESSANDRINI Pierre		FRANCOIS Georges
	ALLIEZ Bernard		FUENTES Pierre
	AQUARON Robert		GABRIEL Bernard
	ARGEME Maxime		GALINIER Louis
	ASSADOURIAN Robert		GALLAIS Hervé
	AUFFRAY Jean-Pierre		GAMERRE Marc
	AUTILLO-TOUATI Amapola		GARCIN Michel
	AZORIN Jean-Michel		GARNIER Jean-Marc
	BAILLE Yves		GAUTHIER André
	BARDOT Jacques		GERARD Raymond
	BARDOT André		GEROLAMI-SANTANDREA André
	BERARD Pierre		GIUDICELLI Roger
	BERGOIN Maurice		GIUDICELLI Sébastien
	BERNARD Dominique		GOUDARD Alain
	BERNARD Jean-Louis		GOUIN François
	BERNARD Pierre-Marie		GRISOLI François
	BERTRAND Edmond		GROULIER Pierre
	BISSET Jean-Pierre		HADIDA/SAYAG Jacqueline
	BLANC Bernard		HASSOUN Jacques
	BLANC Jean-Louis		HEIM Marc
	BOLLINI Gérard		HOUEL Jean
	BONGRAND Pierre		HUGUET Jean-François
	BONNEAU Henri		JAQUET Philippe
	BONNOIT Jean		JAMMES Yves
	BORY Michel		JOUVE Paulette
	BOTTA Alain		JUHAN Claude
	BOURGEADE Augustin		JUIN Pierre
	BOUVENOT Gilles		KAPHAN Gérard
	BOUYALA Jean-Marie		KASBARIAN Michel
	BREMOND Georges		KLEISBAUER Jean-Pierre
	BRICOT René		LACHARD Jean
	BRUNET Christian		LAFFARGUE Pierre
	BUREAU Henri		LAUGIER René
	CAMBOULIVES Jean		LEVY Samuel
	CANNONI Maurice		LOUCHET Edmond
	CARTOUZOU Guy		LOUIS René
			LUCIANI Jean-Marie
	CHAMLIAN Albert		MAGALON Guy
	CHARREL Michel		MAGNAN Jacques
	CHAUVEL Patrick		MALLAN- MANCINI Josette
	CHOUX Maurice		MALMEJAC Claude
	CIANFARANI François		MATTEI Jean François
	CLEMENT Robert		MERCIER Claude
	COMBALBERT André		METGE Paul
	CONTE-DEVOLX Bernard		MICHOTEY Georges
	CORRIOL Jacques		MILLET Yves
	COULANGE Christian		MIRANDA François
	DALMAS Henri		MONFORT Gérard
	DE MICO Philippe		MONGES André
	DELARQUE Alain		MONGIN Maurice
	DEVIN Robert		MONTIES Jean-Raoul
	DEVRED Philippe		NAZARIAN Serge
	DJIANE Pierre		NICOLI René
	DONNET Vincent		NOIRCLERC Michel
	DUCASSOU Jacques		OLMER Michel
	DUFOUR Michel		OREHEK Jean
	DUMON Henri		PAPY Jean-Jacques
	FARNARIER Georges		PAULIN Raymond
	FAVRE Roger		PELOUX Yves
	FIECHI Marius		PENAUD Antony

MM PENE Pierre
PIANA Lucien
PICAUD Robert
PIGNOL Fernand
POGGI Louis
POITOUT Dominique
PONCET Michel
POUGET Jean
PRIVAT Yvan
QUILICHINI Francis
RANQUE Jacques
RANQUE Philippe
RICHAUD Christian
ROCHAT Hervé
ROHNER Jean-Jacques
ROUX Hubert
ROUX Michel
RUFO Marcel
SAHEL José
SALAMON Georges
SALDUCCI Jacques
SAN MARCO Jean-Louis
SANKALE Marc
SARACCO Jacques
SARLES Jean-Claude
SASTRE Bernard
SCHIANO Alain
SCOTTO Jean-Claude
SEBAHOUN Gérard
SERMENT Gérard
SERRATRICE Georges
SOULAYROL René
STAHL André
TAMALET Jacques
TARANGER-CHARPIN Colette
THOMASSIN Jean-Marc
UNAL Daniel
VAGUE Philippe
VAGUE/JUHAN Irène
VANUXEM Paul
VERVLOET Daniel
VIALETTES Bernard
WEILLER Pierre-Jean

PROFESSEURS HONORIS CAUSA

1967

MM. les Professeurs
DADI (Italie)
CID DOS SANTOS (Portugal)

1974

MM. les Professeurs
MAC ILWAIN (Grande-Bretagne)
T.A. LAMBO (Suisse)

1975

MM. les Professeurs
O. SWENSON (U.S.A.)
Lord J.WALTON of DETCHANT (Grande-Bretagne)

1976

MM. les Professeurs
P. FRANCHIMONT (Belgique)
Z.J. BOWERS (U.S.A.)

1977

MM. les Professeurs
C. GAJDUSEK-Prix Nobel (U.S.A.)
C.GIBBS (U.S.A.)
J. DACIE (Grande-Bretagne)

1978

M. le Président
F. HOUPHOUET-BOIGNY (Côte d'Ivoire)

1980

MM. les Professeurs
A. MARGULIS (U.S.A.)
R.D. ADAMS (U.S.A.)

1981

MM. les Professeurs
H. RAPPAPORT (U.S.A.)
M. SCHOU (Danemark)
M. AMENT (U.S.A.)
Sir A. HUXLEY (Grande-Bretagne)
S. REFSUM (Norvège)

1982

M. le Professeur
W.H. HENDREN (U.S.A.)

1985

MM. les Professeurs
S. MASSRY (U.S.A.)
KLINSMANN (R.D.A.)

1986

MM. les Professeurs
E. MIHICH (U.S.A.)
T. MUNSAT (U.S.A.)
LIANA BOLIS (Suisse)
L.P. ROWLAND (U.S.A.)

1987

M. le Professeur
P.J. DYCK (U.S.A.)

1988

MM. les Professeurs
R. BERGUER (U.S.A.)
W.K. ENGEL (U.S.A.)
V. ASKANAS (U.S.A.)
J. WEHSTER KIRKLIN (U.S.A.)
A. DAVIGNON (Canada)
A. BETTARELLO (Brésil)

1989

M. le Professeur
P. MUSTACCHI (U.S.A.)

1990 MM. les Professeurs	J.G. MC LEOD (Australie) J. PORTER (U.S.A.)
1991 MM. les Professeurs	J. Edward MC DADE (U.S.A.) W. BURGDORFER (U.S.A.)
1992 MM. les Professeurs	H.G. SCHWARZACHER (Autriche) D. CARSON (U.S.A.) T. YAMAMURO (Japon)
1994 MM. les Professeurs	G. KARPATI (Canada) W.J. KOLFF (U.S.A.)
1995 MM. les Professeurs	D. WALKER (U.S.A.) M. MULLER (Suisse) V. BONOMINI (Italie)
1997 MM. les Professeurs	C. DINARELLO (U.S.A.) D. STULBERG (U.S.A.) A. MEIKLE DAVISON (Grande-Bretagne) P.I. BRANEMARK (Suède)
1998 MM. les Professeurs	O. JARDETSKY (U.S.A.)
1999 MM. les Professeurs	J. BOTELLA LLUSIA (Espagne) D. COLLEN (Belgique) S. DIMAURO (U. S. A.)
2000 MM. les Professeurs	D. SPIEGEL (U. S. A.) C. R. CONTI (U.S.A.)
2001 MM. les Professeurs	P-B. BENNET (U. S. A.) G. HUGUES (Grande Bretagne) J-J. O'CONNOR (Grande Bretagne)
2002 MM. les Professeurs	M. ABEDI (Canada) K. DAI (Chine)
2003 M. le Professeur Sir	T. MARRIE (Canada) G.K. RADDI (Grande Bretagne)
2004 M. le Professeur	M. DAKE (U.S.A.)
2005 M. le Professeur	L. CAVALLI-SFORZA (U.S.A.)
2006 M. le Professeur	A. R. CASTANEDA (U.S.A.)
2007 M. le Professeur	S. KAUFMANN (Allemagne)

EMERITAT

2008

M. le Professeur	LEVY Samuel	31/08/2011
Mme le Professeur	JUHAN-VAGUE Irène	31/08/2011
M. le Professeur	PONCET Michel	31/08/2011
M. le Professeur	KASBARIAN Michel	31/08/2011
M. le Professeur	ROBERTOUX Pierre	31/08/2011

2009

M. le Professeur	DJIANE Pierre	31/08/2011
M. le Professeur	VERVLOET Daniel	31/08/2012

2010

M. le Professeur	MAGNAN Jacques	31/12/2014
------------------	----------------	------------

2011

M. le Professeur	DI MARINO Vincent	31/08/2015
M. le Professeur	MARTIN Pierre	31/08/2015
M. le Professeur	METRAS Dominique	31/08/2015

2012

M. le Professeur	AUBANIAC Jean-Manuel	31/08/2015
M. le Professeur	BOUVENOT Gilles	31/08/2015
M. le Professeur	CAMBOULIVES Jean	31/08/2015
M. le Professeur	FAVRE Roger	31/08/2015
M. le Professeur	MATTEI Jean-François	31/08/2015
M. le Professeur	OLIVER Charles	31/08/2015
M. le Professeur	VERVLOET Daniel	31/08/2015

2013

M. le Professeur	BRANCHEREAU Alain	31/08/2016
M. le Professeur	CARAYON Pierre	31/08/2016
M. le Professeur	COZZONE Patrick	31/08/2016
M. le Professeur	DELMONT Jean	31/08/2016
M. le Professeur	HENRY Jean-François	31/08/2016
M. le Professeur	LE GUICHAOUA Marie-Roberte	31/08/2016
M. le Professeur	RUFO Marcel	31/08/2016
M. le Professeur	SEBAHOUN Gérard	31/08/2016

2014

M. le Professeur	FUENTES Pierre	31/08/2017
M. le Professeur	GAMERRE Marc	31/08/2017
M. le Professeur	MAGALON Guy	31/08/2017
M. le Professeur	PERAGUT Jean-Claude	31/08/2017
M. le Professeur	WEILLER Pierre-Jean	31/08/2017

2015

M. le Professeur	COULANGE Christian	31/08/2018
M. le Professeur	COURAND François	31/08/2018
M. le Professeur	FAVRE Roger	31/08/2016
M. le Professeur	MATTEI Jean-François	31/08/2016
M. le Professeur	OLIVER Charles	31/08/2016
M. le Professeur	VERVLOET Daniel	31/08/2016

2016

M. le Professeur	BONGRAND Pierre	31/08/2019
M. le Professeur	BOUVENOT Gilles	31/08/2017
M. le Professeur	BRUNET Christian	31/08/2019
M. le Professeur	CAU Pierre	31/08/2019
M. le Professeur	COZZONE Patrick	31/08/2017
M. le Professeur	FAVRE Roger	31/08/2017
M. le Professeur	FONTES Michel	31/08/2019
M. le Professeur	JAMMES Yves	31/08/2019
M. le Professeur	NAZARIAN Serge	31/08/2019
M. le Professeur	OLIVER Charles	31/08/2017
M. le Professeur	POITOUT Dominique	31/08/2019
M. le Professeur	SEBAHOUN Gérard	31/08/2017
M. le Professeur	VIALETTES Bernard	31/08/2019

2017

M. le Professeur	ALESSANDRINI Pierre	31/08/2020
M. le Professeur	BOUVENOT Gilles	31/08/2018
M. le Professeur	CHAUVEL Patrick	31/08/2020
M. le Professeur	COZZONE Pierre	31/08/2018
M. le Professeur	DELMONT Jean	31/08/2018
M. le Professeur	FAVRE Roger	31/08/2018
M. le Professeur	OLIVER Charles	31/08/2018
M. le Professeur	SEBBAHOUN Gérard	31/08/2018

PROFESSEURS DES UNIVERSITES - PRATICIENS HOSPITALIERS

AGOSTINI FERRANDES Aubert	CHOSSEGROS Cyrille	GRIMAUD Jean-Charles
ALBANESE Jacques	<i>CLAVERIE Jean-Michel Surnombre</i>	GROB Jean-Jacques
ALIMI Yves	COLLART Frédéric	GUEDJ Eric
AMABILE Philippe	COSTELLO Régis	GUIEU Régis
AMBROSI Pierre	COURBIERE Blandine	GUIS Sandrine
ANDRE Nicolas	COWEN Didier	GUYE Maxime
ARGENSON Jean-Noël	CRAVELLO Ludovic	GUYOT Laurent
ASTOUL Philippe	CUISSET Thomas	GUYSS Jean-Michel
ATTARIAN Shahram	CURVALE Georges	HABIB Gilbert
AUDOUIN Bertrand	DA FONSECA David	HARDWIGSEN Jean
AUQUIER Pascal	DAHAN-ALCARAZ Laetitia	HARLE Jean-Robert
AVIERINOS Jean-François	DANIEL Laurent	HOFFART Louis
AZULAY Jean-Philippe	DARMON Patrice	HOUVENAEGHEL Gilles
BAILLY Daniel	D'ERCOLE Claude	JACQUIER Alexis
BARLESI Fabrice	D'JOURNO Xavier	JOURDE-CHICHE Noémie
BARLIER-SETTI Anne	DEHARO Jean-Claude	JOUVE Jean-Luc
BARTHET Marc	DELPERO Jean-Robert	KAPLANSKI Gilles
BARTOLI Jean-Michel	DENIS Danièle	KARSENTY Gilles
BARTOLI Michel	<i>DESSEIN Alain Surnombre</i>	KERBAUL François
<i>BARTOLIN Robert Surnombre</i>	DESSI Patrick	KRAHN Martin
BARTOLOMEI Fabrice	DISDIER Patrick	LAFFORGUE Pierre
BASTIDE Cyrille	DODDOLI Christophe	LAGIER Jean-Christophe
BENSOUSSAN Laurent	DRANCOURT Michel	LAMBAUDIE Eric
BERBIS Philippe	DUBUS Jean-Christophe	LANCON Christophe
BERDAH Stéphane	DUFFAUD Florence	LA SCOLA Bernard
<i>BERLAND Yvon Surnombre</i>	DUFOUR Henry	LAUNAY Franck
BERNARD Jean-Paul	DURAND Jean-Marc	LAVIEILLE Jean-Pierre
BEROUD Christophe	DUSSOL Bertrand	LE CORROLLER Thomas
BERTUCCI François	<i>ENJALBERT Alain Surnombre</i>	<i>LE TREUT Yves-Patrice Surnombre</i>
BLAISE Didier	EUSEBIO Alexandre	LECHEVALLIER Eric
BLIN Olivier	FAKHRY Nicolas	LEGRE Régis
BLONDEL Benjamin	<i>FAUGERE Gérard Surnombre</i>	LEHUCHER-MICHEL Marie-Pascale
BONIN/GUILLAUME Sylvie	FELICIAN Olivier	LEONE Marc
BONELLO Laurent	FENOLLAR Florence	LEONETTI Georges
BONNET Jean-Louis	FIGARELLA/BRANGER Dominique	LEPIDI Hubert
BOTTA/FRIDLUND Danielle	FLECHER Xavier	LEVY Nicolas
BOUBLI Léon	FOURNIER Pierre-Edouard	MACE Loïc
BOYER Laurent	<i>FRANCES Yves Surnombre</i>	MAGNAN Pierre-Edouard
BREGEON Fabienne	FUENTES Stéphane	<i>MARANINCHI Dominique Surnombre</i>
BRETELLE Florence	GABERT Jean	<i>MARTIN Claude Surnombre</i>
BROUQUI Philippe	GAINNIER Marc	MATONTI Frédéric
BRUDER Nicolas	GARCIA Stéphane	MEGE Jean-Louis
BRUE Thierry	GARIBOLDI Vlad	MERROT Thierry
BRUNET Philippe	GAUDART Jean	METZLER/GUILLEMAIN Catherine
BURTEY Stéphane	GAUDY-MARQUESTE Caroline	MEYER/DUTOUR Anne
CARCOPINO-TUSOLI Xavier	GENTILE Stéphanie	MICCALEF/ROLL Joëlle
CASANOVA Dominique	GERBEAUX Patrick	MICHEL Fabrice
CASTINETTI Frédéric	GEROLAMI/SANTANDREA René	MICHEL Gérard
CECCALDI Mathieu	GILBERT/ALESSI Marie-Christine	MICHELET Pierre
CHABOT Jean-Michel	GIORGI Roch	MILH Mathieu
CHAGNAUD Christophe	GIOVANNI Antoine	MOAL Valérie
CHAMBOST Hervé	GIRARD Nadine	MONCLA Anne
CHAMPSAUR Pierre	GIRAUD/CHABROL Brigitte	MORANGE Pierre-Emmanuel
CHANEZ Pascal	GONCALVES Anthony	MOULIN Guy
CHARAFFE-JAUFFRET Emmanuelle	GORINCOUR Guillaume	MOUTARDIER Vincent
CHARREL Rémi	GRANEL/REY Brigitte	<i>MUNDLER Olivier Surnombre</i>
<i>CHARPIN Denis Surnombre</i>	GRANVAL Philippe	NAUDIN Jean
CHAUMOITRE Kathia	GREILLIER Laurent	NICOLAS DE LAMBALLERIE Xavier
CHIARONI Jacques	<i>GRILLO Jean-Marie Surnombre</i>	NICOLLAS Richard
CHINOT Olivier		OLIVE Daniel

OUAFIK L'Houcine
PAGANELLI Franck
PANUEL Michel
PAPAZIAN Laurent
PAROLA Philippe
PARRATTE Sébastien
PELISSIER-ALICOT Anne-Laure
PELLETIER Jean
PETIT Philippe
PHAM Thao
PIERCECCHI/MARTI Marie-Dominique
PIQUET Philippe
PIRRO Nicolas
POINSO François
RACCAH Denis
RAOULT Didier
REGIS Jean
REYNAUD/GAUBERT Martine
REYNAUD Rachel
RICHARD/LALLEMAND Marie-Aleth
RIDINGS Bernard Surnombre

ROCHE Pierre-Hugues
ROCH Antoine
ROCHWERGER Richard
ROLL Patrice
ROSSI Dominique
ROSSI Pascal
ROUDIER Jean
SALAS Sébastien
SAMBUC Roland Surnombre
SARLES Jacques
SARLES/PHILIP Nicole
SCAVARDA Didier
SCHLEINITZ Nicolas
SEBAG Frédéric
SEITZ Jean-François
SIELEZNEFF Igor
SIMON Nicolas
STEIN Andréas
TAIEB David
THIRION Xavier
THOMAS Pascal

THUNY Franck
TREBUCHON-DA FONSECA Agnès
TRIGLIA Jean-Michel
TROPIANO Patrick
TSIMARATOS Michel
TURRINI Olivier
VALERO René
VAROQUAUX Arthur Damien
VELLY Lionel
VEY Norbert
VIDAL Vincent
VIENS Patrice
VILLANI Patrick
VITON Jean-Michel
VITTON Véronique
VIEHWEGER Heide Elke
VIVIER Eric
XERRI Luc

PROFESSEUR DES UNIVERSITES

ADALIAN Pascal
AGHABABIAN Valérie
BELIN Pascal
CHABANNON Christian
CHABRIERE Eric
FERON François
LE COZ Pierre
LEVASSEUR Anthony
RANJEVA Jean-Philippe
SOBOL Hagay

PROFESSEUR CERTIFIE

BRANDENBURGER Chantal

PRAG

TANTI-HARDOUIN Nicolas

PROFESSEUR ASSOCIE DE MEDECINE GENERALE A MI-TEMPS

ADNOT Sébastien
FILIPPI Simon

PROFESSEUR ASSOCIE A TEMPS PARTIEL

BURKHART Gary

MAITRE DE CONFERENCES DES UNIVERSITES - PRATICIENS HOSPITALIERS

ACHARD Vincent (<i>disponibilité</i>)	FABRE Alexandre	NINOVE Laetitia
ANGELAKIS Emmanouil	FOLETTI Jean- Marc	NOUGAIREDE Antoine
ATLAN Catherine (<i>disponibilité</i>)	FOUILLOUX Virginie	OLLIVIER Matthieu
BARTHELEMY Pierre	FROMNOT Julien	OUDIN Claire
BARTOLI Christophe	GABORIT Bénédicte	OVAERT Caroline
BEGE Thierry	GASTALDI Marguerite	PAULMYER/LACROIX Odile
BELIARD Sophie	GELSI/BOYER Véronique	PERRIN Jeanne
BERBIS Julie	GIUSIANO Bernard	RANQUE Stéphane
BERGE-LEFRANC Jean-Louis	GIUSIANO COURCAMBECK Sophie	REY Marc
BEYER-BERJOT Laura	GONZALEZ Jean-Michel	ROBERT Philippe
BIRNBAUM David	GOURIET Frédérique	SABATIER Renaud
BONINI Francesca	GRAILLON Thomas	SARI-MINODIER Irène
BOUCRAUT Joseph	GRISOLI Dominique	SARLON-BARTOLI Gabrielle
BOULAMERY Audrey	GUENOUN MEYSSIGNAC Daphné	SAVEANU Alexandru
BOULLU/CIOCCA Sandrine	GUIDON Catherine	SECQ Véronique
BUFFAT Christophe	HAUTIER/KRAHN Aurélie	TOGA Caroline
CAMILLERI Serge	HRAIECH Sami	TOGA Isabelle
CARRON Romain	KASPI-PEZZOLI Elise	TROUSSE Delphine
CASSAGNE Carole	L'OLLIVIER Coralie	TUCHTAN-TORRENTS Lucile
CHAUDET Hervé	LABIT-BOUVIER Corinne	VALLI Marc
COZE Carole	LAFAGE/POCHITALOFF-HUVALE Marina	VELY Frédéric
DADOUN Frédéric (<i>disponibilité</i>)	LAGIER Aude (<i>disponibilité</i>)	VION-DURY Jean
DALES Jean-Philippe	LAGOUANELLE/SIMEONI Marie-Claude	ZATTARA/CANNONI Hélène
DAUMAS Aurélie	LEVY/MOZZICONACCI Annie	
DEGEORGES/VITTE Joëlle	LOOSVELD Marie	
DEL VOLGO/GORI Marie-José	MANCINI Julien	
DELLIAUX Stéphane	MARY Charles	
DESPLAT/JEGO Sophie	MASCAUX Céline	
DEVEZE Arnaud (<i>Disponibilité</i>)	MAUES DE PAULA André	
DUBOURG Grégory	MILLION Matthieu	
DUFOUR Jean-Charles	MOTTOLA GHIGO Giovanna	
EBBO Mikaël	NGUYEN PHONG Karine	

MAITRES DE CONFERENCES DES UNIVERSITES

(mono-appartenants)

ABU ZINEH Mohammad	DEGIOANNI/SALLE Anna	POGGI Marjorie
BARBACARU/PERLES T. A.	DESNUES Benoît	RUEL Jérôme
BERLAND/BENHAIM Caroline		STEINBERG Jean-Guillaume
BOUCAULT/GARROUSTE Françoise	MARANINCHI Marie	THOLLON Lionel
BOYER Sylvie	MERHEJ/CHAUVEAU Vicky	THIRION Sylvie
COLSON Sébastien	MINVIELLE/DEVICTOR Bénédicte	VERNA Emeline

MAITRE DE CONFERENCES DES UNIVERSITES DE MEDECINE GENERALE

GENTILE Gaëtan

MAITRES DE CONFERENCES ASSOCIES DE MEDECINE GENERALE à MI-TEMPS

BARGIER Jacques
BONNET Pierre-André
CALVET-MONTREDON Céline
GUIDA Pierre
JANCZEWSKI Aurélie

MAITRE DE CONFERENCES ASSOCIE à MI-TEMPS

REVIS Joana

MAITRE DE CONFERENCES ASSOCIE à TEMPS-PLEIN

TOMASINI Pascale

**PROFESSEURS DES UNIVERSITES et MAITRES DE CONFERENCES DES UNIVERSITES - PRATICIENS HOSPITALIERS
PROFESSEURS ASSOCIES, MAITRES DE CONFERENCES DES UNIVERSITES mono-appartenants**

ANATOMIE 4201

CHAMPSAUR Pierre (PU-PH)
LE CORROLLER Thomas (PU-PH)
PIRRO Nicolas (PU-PH)

GUENOUN-MEYSSIGNAC Daphné (MCU-PH)
LAGIER Aude (MCU-PH) disponibilité

THOLLON Lionel (MCF) (60ème section)

ANATOMIE ET CYTOLOGIE PATHOLOGIQUES 4203

CHARAFE/JAUFFRET Emmanuelle (PU-PH)
DANIEL Laurent (PU-PH)
FIGARELLA/BRANGER Dominique (PU-PH)
GARCIA Stéphane (PU-PH)
XERRI Luc (PU-PH)

DALES Jean-Philippe (MCU-PH)
GIUSIANO COURCAMBECK Sophie (MCU PH)
LABIT/BOUVIER Corinne (MCU-PH)
MAUES DE PAULA André (MCU-PH)
SECQ Véronique (MCU-PH)

**ANESTHESIOLOGIE ET REANIMATION CHIRURGICALE ;
MEDECINE URGENCE 4801**

ALBANESE Jacques (PU-PH)
BRUDER Nicolas (PU-PH)
KERBAUL François (PU-PH)
LEONE Marc (PU-PH)
MARTIN Claude (PU-PH) Surnombre
MICHEL Fabrice (PU-PH)
MICHELET Pierre (PU-PH)
VELLY Lionel (PU-PH)

GUIDON Catherine (MCU-PH)

ANGLAIS 11

BRANDENBURGER Chantal (PRCE)

BURKHART Gary (PAST)

**BIOLOGIE ET MEDECINE DU DEVELOPPEMENT
ET DE LA REPRODUCTION ; GYNECOLOGIE MEDICALE 5405**

METZLER/GUILLEMAIN Catherine (PU-PH)

PERRIN Jeanne (MCU-PH)

BIOPHYSIQUE ET MEDECINE NUCLEAIRE 4301

GUEDJ Eric (PU-PH)
GUYE Maxime (PU-PH)
MUNDLER Olivier (PU-PH) Surnombre
TAIEB David (PU-PH)

BELIN Pascal (PR) (69ème section)
RANJEVA Jean-Philippe (PR) (69ème section)

CAMMILLERI Serge (MCU-PH)
VION-DURY Jean (MCU-PH)

BARBACARU/PERLES Téodora Adriana (MCF) (69ème section)

**BIOSTATISTIQUES, INFORMATIQUE MEDICALE
ET TECHNOLOGIES DE COMMUNICATION 4604**

CLAVERIE Jean-Michel (PU-PH) Surnombre
GAUDART Jean (PU-PH)
GIORGI Roch (PU-PH)

CHAUDET Hervé (MCU-PH)
DUFOUR Jean-Charles (MCU-PH)

ANTHROPOLOGIE 20

ADALIAN Pascal (PR)

DEGIOANNI/SALLE Anna (MCF)
VERNA Emeline (MCF)

BACTERIOLOGIE-VIROLOGIE ; HYGIENE HOSPITALIERE 4501

CHARREL Rémi (PU PH)
DRANCOURT Michel (PU-PH)
FENOLLAR Florence (PU-PH)
FOURNIER Pierre-Edouard (PU-PH)
NICOLAS DE LAMBALLERIE Xavier (PU-PH)
LA SCOLA Bernard (PU-PH)
RAOULT Didier (PU-PH)

ANGELAKIS Emmanouil (MCU-PH)
DUBOURG Grégory (MCU-PH)
GOURIET Frédérique (MCU-PH)
NOUGAIREDE Antoine (MCU-PH)
NINOVE Laetitia (MCU-PH)

CHABRIERE Eric (PR) (64ème section)
LEVASSEUR Anthony (PR) (64ème section)
DESNUES Benoit (MCF) (65ème section)
MERHEJ/CHAUVEAU Vicky (MCF) (87ème section)

BIOCHIMIE ET BIOLOGIE MOLECULAIRE 4401

BARLIER/SETTI Anne (PU-PH)
ENJALBERT Alain (PU-PH) Surnombre
GABERT Jean (PU-PH)
GUIEU Régis (PU-PH)
OUAFIK L'Houcine (PU-PH)

BUFFAT Christophe (MCU-PH)
FROMNOT Julien (MCU-PH)
MOTTOLA GHIGO Giovanna (MCU-PH)
SAVEANU Alexandru (MCU-PH)

BIOLOGIE CELLULAIRE 4403

ROLL Patrice (PU-PH)

GASTALDI Marguerite (MCU-PH)
KASPI-PEZZOLI Elise (MCU-PH)
LEVY-MOZZICONNACCI Annie (MCU-PH)

CARDIOLOGIE 5102

AVIERINOS Jean-François (PU-PH)
BONELLO Laurent (PU PH)
BONNET Jean-Louis (PU-PH)
CUISSSET Thomas (PU-PH)
DEHARO Jean-Claude (PU-PH)
FRANCESCHI Frédéric (PU-PH)
HABIB Gilbert (PU-PH)
PAGANELLI Franck (PU-PH)
THUNY Franck (PU-PH)

CHIRURGIE DIGESTIVE 5202

BERDAH Stéphane (PU-PH)
HARDWIGSEN Jean (PU-PH)
LE TREUT Yves-Patrice (PU-PH) Surnombre
SIELEZNEFF Igor (PU-PH)

BEYER-BERJOT Laura (MCU-PH)

CHIRURGIE GENERALE 5302

GIUSIANO Bernard (MCU-PH)
MANCINI Julien (MCU-PH)

ABU ZAINEH Mohammad (MCF) (5ème section)
BOYER Sylvie (MCF) (5ème section)

CHIRURGIE ORTHOPEDIQUE ET TRAUMATOLOGIQUE 5002

ARGENSON Jean-Noël (PU-PH)
BLONDEL Benjamin (PU-PH)
CURVALE Georges (PU-PH)
FLECHER Xavier (PU-PH)
PARRATTE Sébastien (PU-PH)
ROCHWERGER Richard (PU-PH)
TROPIANO Patrick (PU-PH)

OLLIVIER Matthieu (MCU-PH)

CANCEROLOGIE ; RADIOTHERAPIE 4702

BERTUCCI François (PU-PH)
CHINOT Olivier (PU-PH)
COWEN Didier (PU-PH)
DUFFAUD Florence (PU-PH)
GONCALVES Anthony (PU-PH)
HOUVENAEGHEL Gilles (PU-PH)
LAMBAUDIE Eric (PU-PH)
MARANINCHI Dominique (PU-PH) *Surnombre*
SALAS Sébastien (PU-PH)
VIENS Patrice (PU-PH)

SABATIER Renaud (MCU-PH)

CHIRURGIE THORACIQUE ET CARDIOVASCULAIRE 5103

COLLART Frédéric (PU-PH)
D'JOURNO Xavier (PU-PH)
DODDOLI Christophe (PU-PH)
GARIBOLDI Vlad (PU-PH)
MACE Loïc (PU-PH)
THOMAS Pascal (PU-PH)

FOUILLOUX Virginie (MCU-PH)
GRISOLI Dominique (MCU-PH)
TROUSSE Delphine (MCU-PH)

CHIRURGIE VASCULAIRE ; MEDECINE VASCULAIRE 5104

ALIMI Yves (PU-PH)
AMABILE Philippe (PU-PH)
BARTOLI Michel (PU-PH)
MAGNAN Pierre-Edouard (PU-PH)
PIQUET Philippe (PU-PH)

SARLON-BARTOLI Gabrielle (MCU-PH)

HISTOLOGIE, EMBRYOLOGIE ET CYTOGENETIQUE 4202

GRILLO Jean-Marie (PU-PH) *Surnombre*
LEPIDI Hubert (PU-PH)

ACHARD Vincent (MCU-PH) *disponibilité*
PAULMYER/LACROIX Odile (MCU-PH)

DERMATOLOGIE - VENEREOLOGIE 5003

BERBIS Philippe (PU-PH)
GAUDY/MARQUESTE Caroline (PU-PH)
GROB Jean-Jacques (PU-PH)
RICHARD/LALLEMAND Marie-Aleth (PU-PH)

DUSI

COLSON Sébastien (MCF)

**ENDOCRINOLOGIE ,DIABETE ET MALADIES METABOLIQUES ;
GYNECOLOGIE MEDICALE 5404**

BRUE Thierry (PU-PH)
CASTINETTI Frédéric (PU-PH)

EPIDEMIOLOGIE, ECONOMIE DE LA SANTE ET PREVENTION 4601

AUQUIER Pascal (PU-PH)
BOYER Laurent (PU-PH)
CHABOT Jean-Michel (PU-PH)
GENTILE Stéphanie (PU-PH)
SAMBUC Roland (PU-PH) *Surnombre*
THIRION Xavier (PU-PH)

DELPERO Jean-Robert (PU-PH)
MOUTARDIER Vincent (PU-PH)
SEBAG Frédéric (PU-PH)
TURRINI Olivier (PU-PH)

BEGE Thierry (MCU-PH)
BIRNBAUM David (MCU-PH)

CHIRURGIE INFANTILE 5402

GUYS Jean-Michel (PU-PH)
JOUVE Jean-Luc (PU-PH)
LAUNAY Franck (PU-PH)
MERRROT Thierry (PU-PH)
VIEHWEGER Heide Elke (PU-PH)

CHIRURGIE MAXILLO-FACIALE ET STOMATOLOGIE 5503

CHOSSEGROS Cyrille (PU-PH)
GUYOT Laurent (PU-PH)

FOLETTI Jean-Marc (MCU-PH)

CHIRURGIE PLASTIQUE,

RECONSTRUCTRICE ET ESTHETIQUE ; BRÛOLOGIE 5004

CASANOVA Dominique (PU-PH)
LEGRE Régis (PU-PH)

HAUTIER/KRAHN Aurélie (MCU-PH)

GASTROENTEROLOGIE ; HEPATOLOGIE ; ADDICTOLOGIE 5201

BARTHET Marc (PU-PH)
BERNARD Jean-Paul (PU-PH)
BOTTA-FRIDLUND Danielle (PU-PH)
DAHAN-ALCARAZ Laetitia (PU-PH)
GEROLAMI-SANTANDREA René (PU-PH)
GRANDVAL Philippe (PU-PH)
GRIMAUD Jean-Charles (PU-PH)
SEITZ Jean-François (PU-PH)
VITTON Véronique (PU-PH)

GONZALEZ Jean-Michel (MCU-PH)

GENETIQUE 4704

BEROUD Christophe (PU-PH)
KRAHN Martin (PU-PH)
LEVY Nicolas (PU-PH)
MONCLA Anne (PU-PH)
SARLES/PHILIP Nicole (PU-PH)

NGYUEN Karine (MCU-PH)
TOGA Caroline (MCU-PH)
ZATTARA/CANNONI Hélène (MCU-PH)

GYNECOLOGIE-OBSTETRIQUE ; GYNECOLOGIE MEDICALE 5403

AGOSTINI Aubert (PU-PH)
BOUBLI Léon (PU-PH)
BRETELLE Florence (PU-PH)
CARCOPINO-TUSOLI Xavier (PU-PH)
COURBIERE Blandine (PU-PH)
CRAVELLO Ludovic (PU-PH)
D'ERCOLE Claude (PU-PH)

BERBIS Julie (MCU-PH)
LAGOUANELLE/SIMEONI Marie-Claude (MCU-PH)

MINVIELLE/DEVICTOR Bénédicte (MCF)(06ème section)
TANTI-HARDOUIN Nicolas (PRAG)

IMMUNOLOGIE 4703

KAPLANSKI Gilles (PU-PH)
MEGE Jean-Louis (PU-PH)
OLIVE Daniel (PU-PH)
VIVIER Eric (PU-PH)

FERON François (PR) (69ème section)

BOUCRAUT Joseph (MCU-PH)
DEGEORGES/VITTE Joëlle (MCU-PH)
DESPLAT/JEGO Sophie (MCU-PH)
ROBERT Philippe (MCU-PH)
VELY Frédéric (MCU-PH)

BOUCAULT/GARROUSTE Françoise (MCF) 65ème section)

MALADIES INFECTIEUSES ; MALADIES TROPICALES 4503

BROUQUI Philippe (PU-PH)
LAGIER Jean-Christophe (PU-PH)
PAROLA Philippe (PU-PH)
STEIN Andréas (PU-PH)

MILLION Matthieu (MCU-PH)

MEDECINE INTERNE ; GERIATRIE ET BIOLOGIE DU VIEILLISSEMENT ; MEDECINE GENERALE ; ADDICTOLOGIE 5301

BONIN/GUILLAUME Sylvie (PU-PH)
DISDIER Patrick (PU-PH)
DURAND Jean-Marc (PU-PH)
FRANCES Yves (PU-PH) Surnombre
GRANEL/REY Brigitte (PU-PH)
HARLE Jean-Robert (PU-PH)
ROSSI Pascal (PU-PH)
SCHLEINITZ Nicolas (PU-PH)

EBBO Mikael (MCU-PH)

GENTILE Gaëtan (MCF Méd. Gén. Temps plein)

ADNOT Sébastien (PR associé Méd. Gén. à mi-temps)
FILIPPI Simon (PR associé Méd. Gén. à mi-temps)

BARGIER Jacques (MCF associé Méd. Gén. À mi-temps)
BONNET Pierre-André (MCF associé Méd. Gén à mi-temps)
CALVET-MONTREDON Céline (MCF associé Méd. Gén. à temps plein)
GUIDA Pierre (MCF associé Méd. Gén. à mi-temps)
JANCZEWSKI Aurélie (MCF associé Méd. Gén. À mi-temps)

NUTRITION 4404

DARMON Patrice (PU-PH)
RACCAH Denis (PU-PH)
VALERO René (PU-PH)

ATLAN Catherine (MCU-PH) disponibilité
BELIARD Sophie (MCU-PH)

MARANINCHI Marie (MCF) (66ème section)

ONCOLOGIE 65 (BIOLOGIE CELLULAIRE)

CHABANNON Christian (PR) (66ème section)
SOBOL Hagay (PR) (65ème section)

OPHTALMOLOGIE 5502

DENIS Danièle (PU-PH)
HOFFART Louis (PU-PH)
MATONTI Frédéric (PU-PH)
RIDINGS Bernard (PU-PH) Surnombre

HEMATOLOGIE ; TRANSFUSION 4701

BLAISE Didier (PU-PH)
COSTELLO Régis (PU-PH)
CHIARONI Jacques (PU-PH)
GILBERT/ALESSI Marie-Christine (PU-PH)
MORANGE Pierre-Emmanuel (PU-PH)
VEY Norbert (PU-PH)

GELSI/BOYER Véronique (MCU-PH)
LAFAGE/POCHITALOFF-HUVALE Marina (MCU-PH)
LOOSVELD Marie (MCU-PH)

POGGI Marjorie (MCF) (64ème section)

MEDECINE LEGALE ET DROIT DE LA SANTE 4603

LEONETTI Georges (PU-PH)
PELISSIER/ALICOT Anne-Laure (PU-PH)
PIERCECCHI/MARTI Marie-Dominique (PU-PH)

BARTOLI Christophe (MCU-PH)
TUCHTAN-TORRENTS Lucile (MCU-PH)

BERLAND/BENHAIM Caroline (MCF) (1ère section)

MEDECINE PHYSIQUE ET DE READAPTATION 4905

BENSOUSSAN Laurent (PU-PH)
VITON Jean-Michel (PU-PH)

MEDECINE ET SANTE AU TRAVAIL 4602

LEHUCHER/MICHEL Marie-Pascale (PU-PH)

BERGE-LEFRANC Jean-Louis (MCU-PH)
SARI/MINODIER Irène (MCU-PH)

NEPHROLOGIE 5203

BERLAND Yvon (PU-PH) Surnombre
BRUNET Philippe (PU-PH)
BURTEY Stéphanne (PU-PH)
DUSSOL Bertrand (PU-PH)
JOURDE CHICHE Noémie (PU PH)
MOAL Valérie (PU-PH)

NEUROCHIRURGIE 4902

DUFOR Henry (PU-PH)
FUENTES Stéphane (PU-PH)
REGIS Jean (PU-PH)
ROCHE Pierre-Hugues (PU-PH)
SCAVARDA Didier (PU-PH)

CARRON Romain (MCU PH)
GRAILLON Thomas (MCU PH)

NEUROLOGIE 4901

ATTARIAN Sharham (PU PH)
AUDOIN Bertrand (PU-PH)
AZULAY Jean-Philippe (PU-PH)
CECCALDI Mathieu (PU-PH)
EUSEBIO Alexandre (PU-PH)
FELICIAN Olivier (PU-PH)
PELLETIER Jean (PU-PH)

PEDOPSYCHIATRIE; ADDICTOLOGIE 4904

DA FONSECA David (PU-PH)
POINSO François (PU-PH)

OTO-RHINO-LARYNGOLOGIE 5501

DESSI Patrick (PU-PH)
 FAKHRY Nicolas (PU-PH)
 GIOVANNI Antoine (PU-PH)
 LAVIELLE Jean-Pierre (PU-PH)
 NICOLLAS Richard (PU-PH)
 TRIGLIA Jean-Michel (PU-PH)

DEVEZE Arnaud (MCU-PH) Disponibilité

REVIS Joana (MAST) (Orthophonie) (7ème Section)

PARASITOLOGIE ET MYCOLOGIE 4502

DESSEIN Alain (PU-PH) Surnombre

CASSAGNE Carole (MCU-PH)
 L'OLLIVIER Coralie (MCU-PH)
 MARY Charles (MCU-PH)
 RANQUE Stéphane (MCU-PH)
 TOGA Isabelle (MCU-PH)

PEDIATRIE 5401

ANDRE Nicolas (PU-PH)
 CHAMBOST Hervé (PU-PH)
 DUBUS Jean-Christophe (PU-PH)
 GIRAUD/CHABROL Brigitte (PU-PH)
 MICHEL Gérard (PU-PH)
 MILH Mathieu (PU-PH)
 REYNAUD Rachel (PU-PH)
 SARLES Jacques (PU-PH)
 TSIMARATOS Michel (PU-PH)

COZE Carole (MCU-PH)
 FABRE Alexandre (MCU-PH)
 OUDIN Claire (MCU-PH)
 OVAERT Caroline (MCU-PH)

PSYCHIATRIE D'ADULTES ; ADDICTOLOGIE 4903

BAILLY Daniel (PU-PH)
 LANCON Christophe (PU-PH)
 NAUDIN Jean (PU-PH)

CHOLOGIE - PSYCHOLOGIE CLINIQUE, PSYCHOLOGIE SOCIALE 16

AGHABABIAN Valérie (PR)

RADIOLOGIE ET IMAGERIE MEDICALE 4302

BARTOLI Jean-Michel (PU-PH)
 CHAGNAUD Christophe (PU-PH)
 CHAUMOITRE Kathia (PU-PH)
 GIRARD Nadine (PU-PH)
 GORINCOUR Guillaume (PU-PH)
 JACQUIER Alexis (PU-PH)
 MOULIN Guy (PU-PH)
 PANUEL Michel (PU-PH)
 PETIT Philippe (PU-PH)
 VAROQUAUX Arthur Damien (PU-PH)
 VIDAL Vincent (PU-PH)

REANIMATION MEDICALE ; MEDECINE URGENCE 4802

GAINNIER Marc (PU-PH)
 GERBEAUX Patrick (PU-PH)
 PAPAIZIAN Laurent (PU-PH)
 ROCH Antoine (PU-PH)

HRAIECH Sami (MCU-PH)

RHUMATOLOGIE 5001

GUIS Sandrine (PU-PH)
 LAFFORGUE Pierre (PU-PH)
 PHAM Thao (PU-PH)
 ROUDIER Jean (PU-PH)

**PHARMACOLOGIE FONDAMENTALE -
PHARMACOLOGIE CLINIQUE; ADDICTOLOGIE 4803**

BLIN Olivier (PU-PH)
 FAUGERE Gérard (PU-PH) Surnombre
 MICALLEF/ROLL Joëlle (PU-PH)
 SIMON Nicolas (PU-PH)

BOULAMERY Audrey (MCU-PH)
 VALLI Marc (MCU-PH)

PHILOSOPHIE 17

LE COZ Pierre (PR) (17ème section)

PHYSIOLOGIE 4402

BARTOLOMEI Fabrice (PU-PH)
 BREGEON Fabienne (PU-PH)
 MEYER/DUTOUR Anne (PU-PH)
 TREBUCHON/DA FONSECA Agnès (PU-PH)

BARTHELEMY Pierre (MCU-PH)
 BONINI Francesca (MCU-PH)
 BOULLU/CIOCCA Sandrine (MCU-PH)
 DADOIN Frédéric (MCU-PH) (disponibilité)
 DEL VOLGO/GORI Marie-José (MCU-PH)
 DELLIAUX Stéphane (MCU-PH)
 GABORIT Bénédicte (MCU-PH)
 REY Marc (MCU-PH)

LIMERAT/BOUDOURESQUE Françoise (MCF) (40ème section) Retraite 1/5/2018
 RUEL Jérôme (MCF) (69ème section)
 STEINBERG Jean-Guillaume (MCF) (66ème section)
 THIRION Sylvie (MCF) (66ème section)

PNEUMOLOGIE; ADDICTOLOGIE 5101

ASTOUL Philippe (PU-PH)
 BARLESI Fabrice (PU-PH)
 CHANEZ Pascal (PU-PH)
 CHARPIN Denis (PU-PH) Surnombre
 GREILLIER Laurent (PU-PH)
 REYNAUD/GAUBERT Martine (PU-PH)

MASCAUX Céline (MCU-PH)

TOMASINI Pascale (Maitre de conférences associé des universités)

THERAPEUTIQUE; MEDECINE D'URGENCE; ADDICTOLOGIE 4804

AMBROSI Pierre (PU-PH)
 BARTOLIN Robert (PU-PH) Surnombre
 VILLANI Patrick (PU-PH)

DAUMAS Aurélie (MCU-PH)

UROLOGIE 5204

BASTIDE Cyrille (PU-PH)
 KARSENTY Gilles (PU-PH)
 LECHEVALLIER Eric (PU-PH)
 ROSSI Dominique (PU-PH)

Remerciements

Au Professeur DA FONSECA qui me fait l'honneur de présider mon Jury.

Au Professeur NAUDIN qui m'a grandement orienté dans le choix de mon sujet.

Au Professeur DARMON, qui a su être là pour moi, et qui me fait l'honneur d'être dans mon Jury.

Au Docteur Flora BAT, qui m'a énormément aidé pour ce travail, ainsi que pour tout le temps qu'elle m'a consacré afin de me former sur l'anorexie mentale.

A ma famille, à ma fiancée, ainsi que tous mes proches.

Table des matières

Abréviations	2
---------------------------	----------

Evaluation de l'image du corps chez l'adolescente souffrant d'anorexie mentale

Introduction	3
Methods.....	7
Results	10
Discussion	17
References	23

Abréviations

AN	Anorexia Nervosa
BED	Binge Eating Disorder
BID	Body Image Disorder
BPI	Body Perception Indice
BIVRS	Body Image Virtual Reality Scale
BMI	Body Mass Index
DSM-V	Diagnostic and Statistical Manual of Mental Disorders 5th Edition
ED	Eating Disorders
FRS	Figure Rating Scale
FTP	Fixation Time Percentage
VR	Virtual Reality

Introduction

The lifelong prevalence of anorexia nervosa (AN) in adolescents and young adults is estimated at 0.3 to 0.9 % (1,2) . Due to its major somatic complications associated with malnutrition and purging habits, and a high suicide rate, anorexia nervosa remains the most fatal psychiatric disorder with a mortality rate of 1 % per year of disease evolution in clinical populations (1) . Furthermore, it is important to note that relapse rates are as high as 40% during the first 12 months following complete discharge from specialized care (3). For these reasons, multidisciplinary management of AN is complex and represents a public health challenge. One of the most challenging aspects of managing AN is Body Image Disorder (BID) according Diagnostic and Statistical Manual of Mental Disorders, Fifth Edition (DSM-5) (4), which remains poorly understood and seems to be multifactorial. Different authors seem to agree on its definition of being the association of distorted sensorial perception “body perception disorder” and affective cognitive perturbation “body dissatisfaction” (5,6). BID, which can be found in most Eating Disorders (ED) , is a key determinant of disease evolution, as more severe forms are associated with higher relapse rates and stronger desire for weight loss (5,7) . In fact, BID contributes to about 35% of the total risk for AN relapse (8) . Therefore, treating BID plays a primordial role in managing these patients. However, to evaluate treatment response and its effectiveness, assessment of the symptoms of BID, and its variation throughout the treatment period is crucial. Assessment tools are numerous, but the grand majority are somewhat old. The following tools are mentioned from the least to the most recent: paper marking (9), measuring by caliper (10), use of figure rating scales (FRS) (11–15) and deforming mirrors (16). Methods of deforming the body wholly or partially using photographs or videos have also been described by some authors (17–19). These different methods can be grouped into “whole body methods” or “depictive methods”, and “body part methods” or “metrics methods”. They can be also classified according to two axes, one ranging from perceptive to affective-cognitive, while the

latter from implicit to explicit (20,21). Also, questionnaires specific for BID are frequently used, such as the Body Shape Questionnaire (BSQ) (22), the Body Image Avoidance Questionnaire (BIAQ) (23), the “Drive for thinness” and “body dissatisfaction” scales of the Eating Disorder Inventory-2 (EDI-2) (24), the Body Attitude Test (BAT) (25), Body Esteem Scale (BES) (26), and the Body Image Questionnaire (BIQ) (27). Till today, literature data are heterogenous and inconclusive concerning the evaluation of BID, which reflects the heterogeneity of assessment tools used. Recent technological advancements such as Virtual Reality (VR) have added new dimensions to our assessment capabilities. VR seems as a promising tool for enhancing BID evaluation as it proposes immersing patients in an environment of self-perception similar to what they feel daily in the real life. Indeed, this technology allows the individual to interact live and intuitively with an artificially created environment, using one’s own senses and competences (28). Live interaction with the 3D environment gives the impression of existing in that environment and hence reinforces total immersion (29). Therefore, we can presume that this perceptive immersion would allow for a more accurate evaluation of BID, and for more effective BID psychotherapy. The first studies reporting the use of VR for BID in AN, relate primarily to therapy by body exposure in virtually created environments. The studies of Riva et al on Experiential Cognitive Therapy (ECT) in 1999 (30), of Conxa Perpiñá et al (31,32), and of Gutierrez-Maldonado et al (33), show better improvement rates of BID in patients undergoing VR based-therapy compared to controls. More recently, a Danish study showed that using “Full Body Illusion” coupled with VR resulted in BID improvements in adult patients with AN (34). While VR seems to be an effective therapeutic tool in ED, its use in evaluating BID has not been widely studied. Firstly appears the Body Image Virtual Reality Scale (BIVRS) developed by G. Riva et al in 1998 (35), which consists of seven and later nine, 3D male and female figures ranging from underweight to overweight. Participants are asked to select figures that correspond firstly to their perceived body form followed by their desired form. The

immersive application of VR developed by C. Perpina et al in 1999 (31) proposes a 3D modeled human figure with body parts that can be modified by the participant. None of these two previously described VR applications, to the best of our knowledge, have undergone validation studies or have been compared to standard reference tools. Finally, in 2018 and in parallel to the expansion of VR to psychotherapy for ED (36), Mölbert SC et al opted for using modeled avatars of female adults with AN in order to shed light on key elements and mechanisms of BID. The objective was to ask participants to modify the morphology of either their own modeled avatar or a standardized similar model, to reach a final model similar to that of their perceived actual form followed by another of their desired form (37). This study showed that there were no differences between using personalized 3D models or standardized ones. Furthermore, the authors found that female adults with AN were equally able to correctly estimate their perceived forms using both personalized and standardized avatar models, as did their healthy counterparts. However, participants with AN showed a thinner desired body than the control group. Hence, the authors argue for an affective-cognitive perturbation rather than a distorted visual perception as the root cause of BID. If personalized 3D models that are rendered very realistic, modify AN patient's own corporal evaluation, it seems legit to wonder if this evaluation varies when standardized 3D avatars are used instead of the more commonly used paper-based FRS, as 3D models are visually more realistic than 2D figures (11–13). In fact, to the best of our knowledge, no study has compared the use of VR through non-modeled 3D avatars, to the paper-based FRS, for BID evaluation in adolescents with AN. Nor has the latter been studied in correlation to classic BID psychometric tests in adolescents with AN. Therefore, this retrospective and comparative study tests the hypothesis that the immersive conditions created by VR, and the enhanced visual perceptions offered by 3D avatars would modify body image evaluation by adolescents with AN, compared to the paper-based FRS. Findings from this study will help us better define the use of this new tool for the first time in

adolescents with AN, in comparison to the classical paper-based FRS which is still widely used clinically (35).

Methods

Subjects

Evaluation data of 31 female adolescents with AN aged between 11 and 18 years, that were managed as inpatients or outpatients in the Salvator University Hospital in Marseille (France) from November 2017 to April 2018, were retrospectively studied.

Procedures

The diagnosis of AN was established by a child and adolescent psychiatrist specialized in EDs, according to the 5th edition of the Diagnostic and Statistical Manual of Mental Disorders (DSM-5) criteria. All data regarding symptomatic evaluation of patients, whether obtained by questionnaires, paper-based FRS, or avatar-based VR rating scale, are commonly required information that is used in the routine management of our patients, who are systematically informed beforehand that anonymized data could be used for research purposes.

Before any intervention or therapy, and outside mealtimes, participants with AN were asked to evaluate their perceived and desired body figures using the paper-based FRS (14), followed by a VR-based avatar rating scale (C2CARE PSY software). The same questions were asked in both evaluations: 1) “Which of these figures corresponds best to you at this moment?” 2) “Which of these figures do you wish to have the most?” The Body Mass Index (BMI) of each figure in both the paper and VR evaluations are noted in the patients’ medical files. A Body Perception Index (BPI) is then calculated by dividing figure-based perceived BMI, by the patients actual BMI, multiplied by 100 (10), and a body dissatisfaction score corresponds to the difference between perceived BMI and desired BMI (38). BPI is expressed as a percentage of actual BMI and indicates overestimation or underestimation when its above or below 100, respectively.

The paper-based FRS consists of 10 female body figures drawn in black and white, ranging from 1 to 10 according to an increasing BMI from 15.65 to 27.01 kg/m² (14). The VR software used in our unit is C2CARE PSY developed by C2CARE (Toulon, France) under the UNITY 3D framework. This software was run on our Windows 10 based MSI Gamer laptop. The (Oculus Rift) headset was used for VR exploration. The C2CARE software has a dedicated platform (C2Nutri) which creates ten 3D female avatars arranged in a circle with an angle of 36 degrees between each avatar. Thus, the participant can observe in a circle spanning 360 degrees 10 avatars numbered from 1 to 10 based on an increasing BMI from 10 to 30 kg/m² which are masked from the patient but not the observer. A head tracking software calculates the time patients spend looking at each avatar, which enables the calculation of the Fixation Time Percentage (FTP). FTP corresponds to the total time spent looking at any one avatar divided by the overall time spent looking at all 10 avatars, multiplied by 100. This allows for the implicit measurement of explicit choices of patients. BMIs of avatars, with whom the participants engage the most and least, are also noted, alongside their average. The VR experience lasts for a total of 15 minutes which is divided into 2.5 minutes of initial free exploration of all avatars, followed by asking the first question for which the participant has 5 minutes to choose the avatar that corresponds the most to her perceived figure. The second question is later asked, for which 5 minutes are given to choose the avatar corresponding to the the desired form, and finally the VR experience ends with 2.5 minutes of free exploration.

Self-administered questionnaires are filled out by patients during their visit for establishing baseline symptoms and proposing adapted healthcare plans. These questionnaires relate to symptoms of eating habits (EDI-2) (24), relationship to own body (BSQ-french version) (22), depressive symptoms (Children's Depression Inventory CDI) (39), and anxiety symptoms (State Trait Anxiety Inventory STAI-Y) (40).

Statistical Analysis

Parametric variables are represented as mean \pm standard deviation (SD). Statistical analysis was performed using the SPSS 16.0 software. Pearson's coefficient was used to assess correlation between measures of perceived and desired body form, BPI, body dissatisfaction based on both paper and VR FRS, in relation to questionnaire-derived scores of depression, anxiety, drive for thinness, body dissatisfaction and BID. Correlation between the aforementioned and BMI, age and disease duration were also studied. Student's T-test was later used to compare paired data of perceived and desired body forms, BPI and body dissatisfaction in VR with results of the paper-based FRS. One-way ANOVA was used to study differences in FTP based on avatars using a Greenhouse-Geisser test derived intra-subject factor. When differences were significant, Student's T-test was used to study paired data.

Results

Patients with AN (n=31) had a mean age of 13.9 years (± 4.25) and a mean BMI of 16.6 (± 2.1) kg/m² with a mean disease duration of 22.8 (± 13.45) months. Twenty-two had a restrictive form of AN while 9 had a purging type. Psychometric evaluation revealed a mean score for depression and anxiety of 17.2 (± 8.9) and 48.1 (± 15.1), respectively. Mean VR-based BPI was found to be 116.01 (± 19.89) and was not found to be significantly correlated with scores of depression nor anxiety. However, a positive correlation was found with more specific scores of EDs such as the drive for thinness dimension from the EDI-2 ($r = 0.5$, $p = 0.008$) (Figure 1), body dissatisfaction ($r = 0.43$; $p = 0.02$), interpersonal distrust (0.47 ; $p = 0.014$), social insecurity ($r = 0.39$; $p = 0.04$), and with the sub-score of avoidance/social shame of the BSQ ($r = 0.41$; $p = 0.03$).

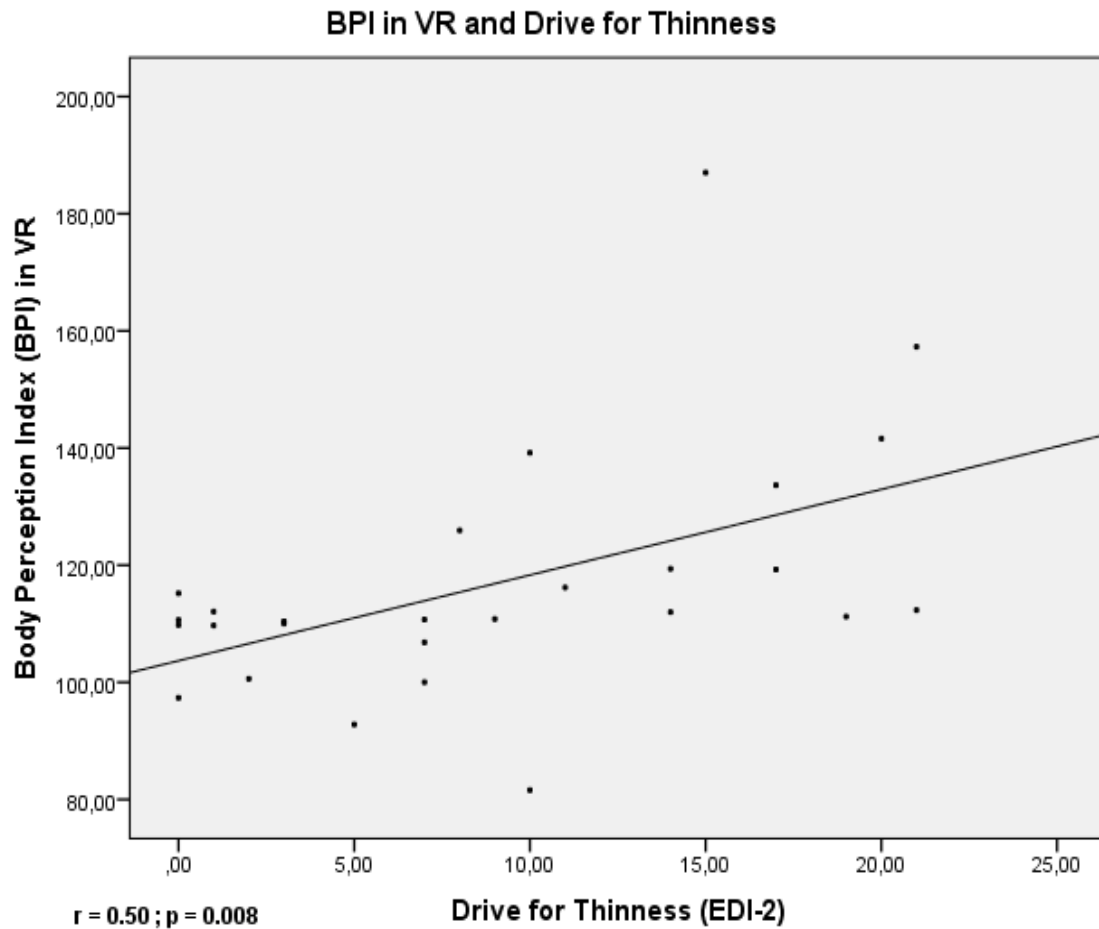


Fig 1: Positive correlation between the Body Perception Index score in Virtual Reality and the Drive for Thinness score at EDI-2

Average VR-based body dissatisfaction score was $1.5 (\pm 4.7)$ and was positively correlated with the total score of depression ($r = 0.39; p = 0.036$), and the sub-score of low self-esteem of the CDI ($r = 0.37; p = 0.049$). Moreover, positive correlations were also found with more specific scores of ED such as the drive for thinness of EID-2 ($r = 0.59 ; p = 0.001$), body dissatisfaction ($r = 0.47; p = 0.013$) (Figure 2), social insecurity ($r = 0.44 ; p = 0.023$), interpersonal distrust ($r = 0.42 ; p = 0.028$), ascetism ($r = 0.60 ; p = 0.001$), impulse control ($r = 0.66 ; p < 0.001$), total BSQ score ($r = 0.5 ; p = 0.008$), and sub-scores of body dissatisfaction in BSQ ($r = 0.41, p = 0.035$) (Figure 3), avoidance/social shame ($r = 0.55 ; p = 0.003$) and use of laxatives ($r = 0.54 ; p = 0.003$).

BD in VR and Body dissatisfaction in EDI-2

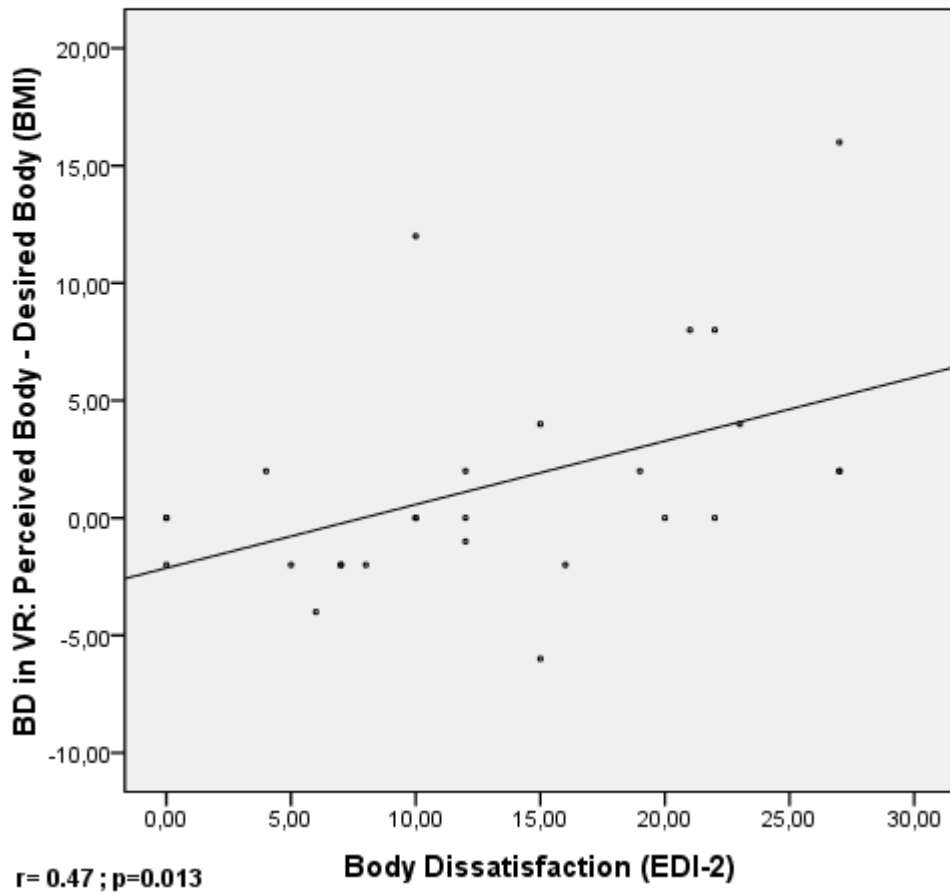


Fig 2: Positive correlation between the Body Dissatisfaction score in Virtual Reality and the Body Dissatisfaction score in EDI-2

BD in VR and Body dissatisfaction in BSQ

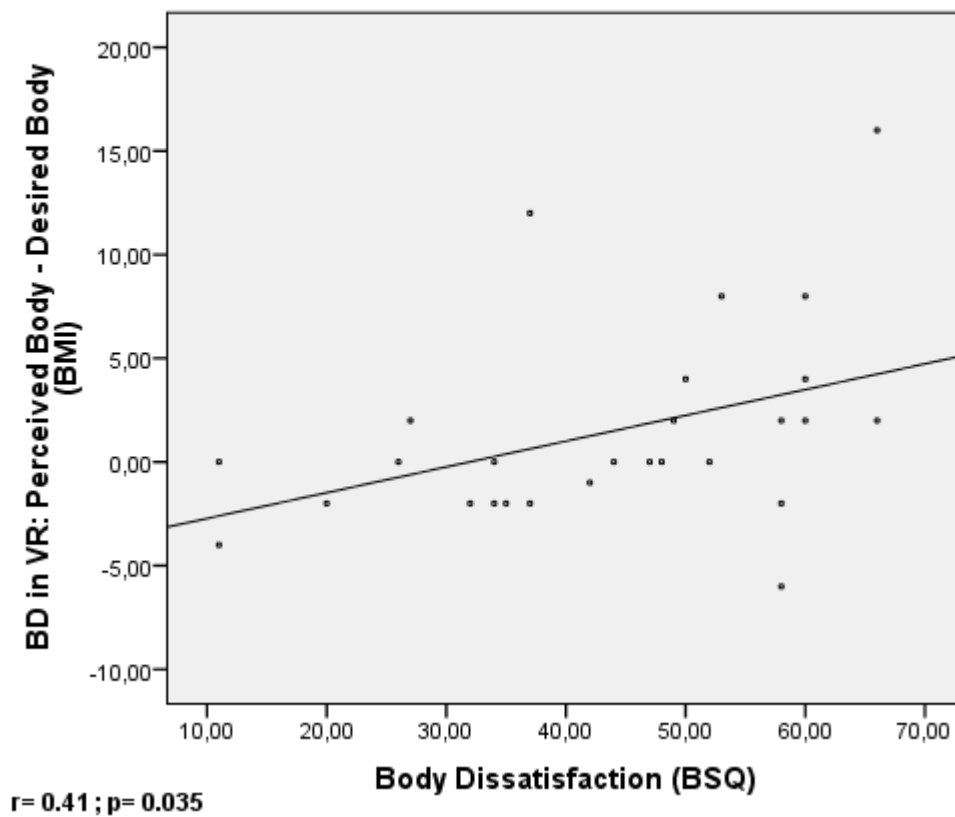


Fig 3: Positive correlation between the Body Dissatisfaction score in Virtual Reality and the Body Dissatisfaction score in BSQ

Similarly, statistically significant positive correlations were found between scores of BPI, body dissatisfaction based on both paper-based FRS, and different questionnaires.

As for comparing the two evaluation methods, VR and paper-based FRS, no statistically significant difference was found between average scores of BPI, body dissatisfaction, BMI of perceived and desired figures (Table 1)

Table 1 : Body image disorder evaluation based on paper-based FRS and VR-based figure rating.

Body Image ^a	Paper FRS N = 31	VR figure rating N = 31	P value
Perceived figure BMI (kg/m ²)	19.75 ± 3.04	19.25 ± 3.54	0.26
Body Perception Index (BPI = (perceived BMI /real BMI) *100) (kg/m ²)	119.63 ± 20.57	116.01 ± 19.89	0.152
Desired figure BMI (kg/m ²)	17.94 ± 1.16	17.81 ± 2.7	0.723
Body dissatisfaction score (perceived BMI-desired BMI)	1.7 ± 3.7	1.5 ± 4.7	0.636

^a Data is represented as average ± standard deviation

With regards to head tracking, one-way intra-subject ANOVA and later T-tests of avatars compared two by two, showed that FTP differed significantly according to avatars in VR ($F(3.8, 111.6) = 9.25$; $p < 0.001$), and that significant differences were principally found between avatars 4,5,10 and the rest (Figure 4).

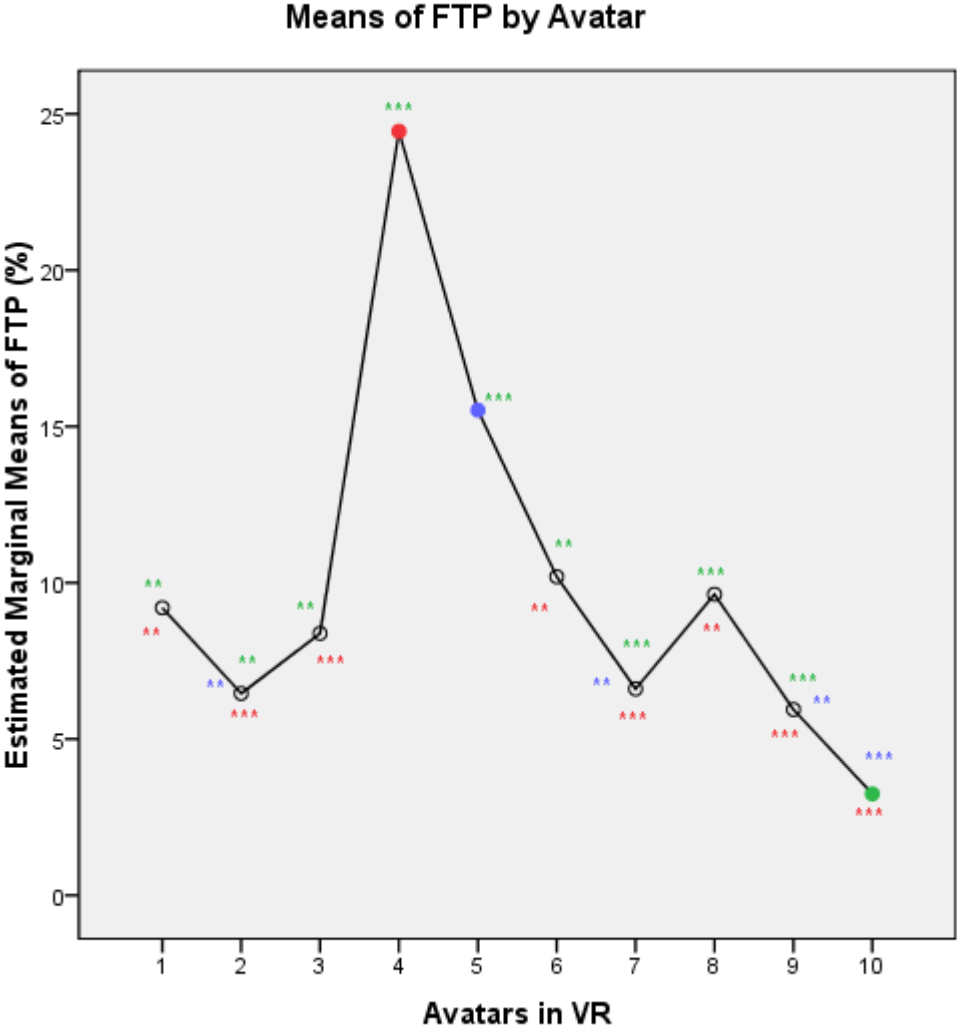


Fig 4: Means of FTP by Avatar and Significant Differences (***) $p < 0.001$; ** $p < 0.01$)

We can also note that the average BMI of the mostly engaged avatar (17.93 ± 3.8 kg/m²) is not significantly different than that of the desired figure in VR ($p = 0.739$). Furthermore, it was correlated only with patients' real BMI ($r = 0.65$; $p < 0.001$). Average BMI of the least engaged avatar was $24.9 (\pm 7.7)$ kg/m².

Finally, no statistically significant correlation was found between VR-based scores of BP, body dissatisfaction, desired BMI, and other parameters such as real BMI, age or disease duration. Only VR-based perceived BMI was significantly correlated with patient's real BMI ($r = 0.5$; $p = 0.002$)

Discussion

To our knowledge, this is the first study in the literature that compares BID evaluation by VR-based 3D standardized avatars, to that performed by the classic paper-based FRS which remains widely used clinically (11–13), in addition to classic psychometric tests of BID and more precisely body dissatisfaction in adolescents with AN.

Firstly, it must be noted that there was a moderate tendency in patients with AN to overestimate own body size regardless of the assessment tool used; paper based FRS or VR. This observation is concordant with findings from other authors (10,14,17,41–43), even though few studies have found a under-estimation (37,44), or that estimation was variable based on whole body or body part estimation (45), in addition to contradictory data in children and adolescents (46).

Moreover, the higher the BID scores measured by VR-based BPI and body dissatisfaction, the higher were the relating scores of EDI-2 and BSQ concerning this dimension (drive for thinness and body dissatisfaction of EDI-2, body dissatisfaction and total score of BSQ). However, as noted by other authors we find that the cognitive-behavioral component of BID, evaluated by the body dissatisfaction score (38) in VR, is better correlated with psychometric scales than the perceptive component BPI. This is not surprising as these psychometric scales and questionnaires are known to evaluate affective and cognitive dimensions better than neurosensorial and perceptive ones (38).

Our results show concordance between results obtained by VR and those obtained by psychometric tests validated for evaluating BID in adolescents with AN. It must be precised that paper-based FRS evaluations of BID are equally correlated with validated psychomotor tests. Our results, however, contradict the findings of others (37), who found in a population of 24 women with AN, that body dissatisfaction assessed by VR biometric avatars was low, but when assessed by questionnaires was found to be high. Nonetheless, and as suggested by the

author, it is probable that biometric avatars allowed a high-quality perceptive evaluation of body form, while questionnaires reflected the cognitive-behavioral errors that would be the only perturbed aspect of AN. Following on the same thought, comparing our results to those of Mölbert et al's study would suggest that BID evaluation by our VR software tends more toward showing an altered cognitive-behavioral component in our patients than the perceptive component of the disorder.

As for psychometric evaluations and VR, interestingly it is the VR-based body dissatisfaction score and not the VR-based BPI that was higher whenever patients scored high for depression and low self-esteem. This confirms literature data relating depression to significantly higher body dissatisfaction. Indeed K. Jackson et al found in a multi-ethnic cohort of 405 American women aged from 42 to 52 years, that more depressive symptoms were associated with more important body dissatisfaction (47). Likewise, the study of June et al in 2016 showed that in 242 female adults with AN treated by outpatient psychotherapy, depression paralleled body dissatisfaction throughout the entire treatment period (48). Their study also showed a correlation between anxiety and body dissatisfaction, which was not found in our results. Finally, concerning the relationship between self-esteem and body dissatisfaction, our results are concordant with the study of Brechan et al in 2015 (49), which showed that body dissatisfaction negatively impacted self-esteem and combined with depression triggered restrictive ED, binge eating disorders and compensatory behaviors in 320 Norwegian students of both sexes.

The perceptive component of BID was not found to be correlated in our study with anxiety-depressive elements nor to self-esteem. This finding partially contradicts that of Pannas et al in 2015 who showed that more severe depressive symptoms were associated with perceptions of having fatter bodies in 1449 non-depressed, in remission and depressed adults of both sexes

(50). However, it is important to highlight that in the previous study, depression in all forms was correlated with body dissatisfaction, although only severe depression was associated with body perception disorder.

Furthermore, the two scores (BPI and body dissatisfaction) and desired BMI by VR, were not significantly correlated to real BMI, age, nor disease duration. This is discordant with what Panns et al found, that body dissatisfaction increased with higher BMIs in participants without AN (50). Our study finds that perceived BMI in VR increased proportionally with higher real BMI in female adolescents with AN. This confirms findings in depressed patients (50), in adults suffering from anorexia and/or bulimia (51), and in adults with restrictive and purging AN that share the common finding of a perceived BMI that increases with real BMI, as well as overestimation of own BMI that increases as well with higher real BMI (52) (53).

Calculating of FTP of different avatars using the head tracking technology shows that the two avatars the most widely engaged, represent the malnutrition and underweight states according to WHO criteria. On the contrary, the least engaged avatar corresponds to a state of obesity. These results confirm the findings of Pinhas et al in 2014 that showed adolescents with AN made more eye contact with thin figures than fat ones during visual explorations of images (54). To explain this finding one can share the idea developed by Pinhas' team, which believes that adolescents with AN prefer eye contact with images of thin figures in order to increase their motivation to obtain a similar result. Furthermore, we can explain our results by the phenomena of addiction to thin figures (55,56), and phobia of fat figures (57) which are described in patients with AN. It is worth mentioning also, that the average BMI of the most engaged avatar which would be considered the most attractive (54), did not differ significantly from that of the avatar chosen as "desired" by the participant. This leads to think that the explicit declaration of the patient is reliable concerning the desired avatar. We can note as well that the lower the patients

BMI, the lower the BMI of the avatar the most engaged visually. This points towards an addiction to the thin body that increases with malnutrition, and that could be in line with pathophysiological explanations of addiction to thin body reinforced by food restriction (55).

Finally, the comparison between the two evaluation tools, paper and VR based figure ratings, did not reveal statistically significant differences. Therefore, BID evaluation using VR-based standardized 3D avatars seems concordant with what we use classically in paper-based FRS. This finding might be explained by the fact that these two assessment tools allow for an evaluation that is essentially based on cognitive-behavioral and explicit dimensions of BID. Hence, the higher visual quality of the avatar provided by VR compared to paper does not seem to lead to better evaluation of perceptive distortions, which is concordant with the need to utilize biometric modeled avatars to allow better perception of the patients of their own bodies. Furthermore, the immersive sensation provided by VR that seems capable of providing the best conditions for self-evaluation, do not seem to modify adolescent AN patients' body evaluation compared to figures on paper. This result is in agreement with Mölbert's finding that no significant difference is shown between evaluation by VR and 2D (37,38). Ameliorating the precision of own body evaluation seems to be achieved through enhanced visual perception provided by biometric tools (37,38) more so than by merely providing conditions of self-immersion, which might even disturb this evaluation (37,58).

This study has some limitations, the first of which relate to the small number of participants and the non-homogeneous nature of the population in terms of sub-types of AN. This limits the ability to generalize findings with certitude as our results need to be confirmed in a larger cohort.

Secondly the absence of a control group due to the retrospective nature of the study is a methodologic limitation which needs to be eliminated by future prospective studies to confirm

findings. However, the absence of a comparative study of the two tools assessed, in addition to the exponential rise in the clinical use of VR in the setting of ED, led us to analyze our data to obtain a preliminary study and share our results that we believe serve as a necessary basis for wide spread utilization of VR in the domain of BID.

Thirdly, the head-tracking technology that we have used is less precise than that of eye-tracking, as head-tracking considers fixation time equivalent to time of head positioning. However, this technology that allows for implicit assessment of patients' intentions and declarations without feeling monitored, seemed very interesting.

Fourthly, results obtained by measures of head-tracking might be possibly impacted by questions asked by the observer. Indeed, when asked to choose the most corresponding and most desired avatars, it is probable that concentration on the required task was paired with increased visual attention and hence more FTP for the chosen two avatars. That said, to minimize this possibility we allowed for 5 minutes of free exploration of avatars, of which 2.5 minutes were given before the first question. Also, equal time was given for both questions. Furthermore, our results show that the most engaged avatars had BMIs closer to desired BMIs than those of perceived ones, even though the first question asks about perceived BMI, which should have led to increased fixation time for avatars of perceived BMI if this bias were to be true.

In conclusion, while acknowledging the aforementioned limitations, we can state that results of BID evaluation performed by VR standardized 3D avatars, are comparable to those obtained by the paper-based FRS. This VR-based evaluation is nonetheless correlated with validated psychometric tests in terms of BID and body dissatisfaction. Finally, the explicit evaluation of body image in VR seems to be partly confirmed by implicit measures of head-tracking. These findings lead to the hypothesis that comparable results obtained by both tools of evaluation

reflect primarily the role of affective-cognitive perturbation in BID. The perceptive component could be better evaluated by using biometric-enhanced assessment tools.

These findings that certainly require confirmation by future studies, seem important for improving our options and choices concerning the most adapted tool for the required dimension of BID to assess. Additionally, these results can help better understand the basis of the BID by VR-based evaluation, in order to later use the therapeutic potential of this promising technology to better treat this disorder in our patients, and more precisely adolescents with AN.

References

1. Smink FRE, van Hoeken D, Hoek HW. Epidemiology of Eating Disorders: Incidence, Prevalence and Mortality Rates. *Curr Psychiatry Rep*. 2012 Aug;14(4):406–14.
2. Swanson SA. Prevalence and Correlates of Eating Disorders in Adolescents: Results From the National Comorbidity Survey Replication Adolescent Supplement. *Arch Gen Psychiatry*. 2011 Jul 1;68(7):714.
3. Berkman ND, Lohr KN, Bulik CM. Outcomes of eating disorders: A systematic review of the literature. *Int J Eat Disord*. 2007 May;40(4):293–309.
4. American Psychiatric Association. Diagnostic and Statistical Manual of Mental Disorders [Internet]. Fifth Edition. American Psychiatric Association; 2013 [cited 2018 May 20]. Available from: <https://psychiatryonline.org/doi/book/10.1176/appi.books.9780890425596>
5. Dakanalis A, Clerici M, Carrà G, Riva G. Dysfunctional bodily experiences in anorexia nervosa: where are we? *Eat Weight Disord - Stud Anorex Bulim Obes*. 2016 Jun 27;21.
6. Frank GK, Treasure J. Authors' reply: Cognitive and emotional factors are involved in body-image distortion. *Nat Rev Dis Primer*. 2016 Apr 21;2:16027.
7. Channon S, deSilva WP. Psychological correlates of weight gain in patients with anorexia nervosa. *J Psychiatr Res*. 1985;19(2–3):267–71.
8. Casper RC, Halmi KA, Goldberg SC, Eckert ED, Davis JM. Disturbances in body image estimation as related to other characteristics and outcome in anorexia nervosa. *Br J Psychiatry J Ment Sci*. 1979 Jan;134:60–6.
9. Askevold F. Measuring body image. Preliminary report on a new method. *Psychother Psychosom*. 1975;26(2):71–7.
10. Slade PD, Russell GF. Awareness of body dimensions in anorexia nervosa: cross-sectional and longitudinal studies. *Psychol Med*. 1973 May;3(2):188–99.
11. Thompson J. Body image disturbance: Assessment and treatment. Elmsford NY Pergamon Press [Internet]. 1990 Jan 1; Available from: http://scholarcommons.usf.edu/psy_facpub/1991
12. Fallon AE, Rozin P. Sex differences in perceptions of desirable body shape. *J Abnorm Psychol*. 1985 Feb;94(1):102–5.
13. Thompson J, Psaltis K. Multiple aspects and correlates of body figure ratings: A replication and extension of Fallon and Rozin (1985). *Int J Eat Disord*. 1988 Jan 1;8:13–8.
14. Sala L, Mirabel-Sarron C, Pham-Scottez A, Blanchet A, Rouillon F, Gorwood P. Body dissatisfaction is improved but the ideal silhouette is unchanged during weight recovery in anorexia nervosa female inpatients. *Eat Weight Disord EWD*. 2012 Jun;17(2):e109-115.
15. Gardner R, L. Brown D. Body image assessment: A review of figural drawing scales. *Personal Individ Differ*. 2010 Jan 31;48:107–11.

16. Traub AC, Orbach J. PSYCHOPHYSICAL STUDIES OF BODY-IMAGE. I. THE ADJUSTABLE BODY-DISTORTING MIRROR. *Arch Gen Psychiatry*. 1964 Jul;11:53–66.
17. Tovée MJ, Benson PJ, Emery JL, Mason SM, Cohen-Tovée EM. Measurement of body size and shape perception in eating-disordered and control observers using body-shape software. *Br J Psychol Lond Engl* 1953. 2003 Nov;94(Pt 4):501–16.
18. Garner DM, Garfinkel PE, Stancer HC, Moldofsky H. Body image disturbances in anorexia nervosa and obesity. *Psychosom Med*. 1976 Oct;38(5):327–36.
19. Gardner RM, Moncrieff C. Body image distortion in anorexics as a non-sensory phenomenon: a signal detection approach. *J Clin Psychol*. 1988 Mar;44(2):101–7.
20. Longo MR. Implicit and Explicit Body Representations. *Eur Psychol*. 2015 Jan 1;20(1):6–15.
21. Mölbert SC, Klein L, Thaler A, Mohler BJ, Brozzo C, Martus P, et al. Depictive and metric body size estimation in anorexia nervosa and bulimia nervosa: A systematic review and meta-analysis. *Clin Psychol Rev*. 2017 Nov;57:21–31.
22. Rousseau A, Knotter R-M, Barbe R-M, Raich R, Chabrol H. Étude de validation de la version française du Body Shape Questionnaire. *L'Encéphale*. 2005 Apr 1;31:162–73.
23. Rosen JC, Srebnik D, Saltzberg E, Wendt S. Development of a Body Image Avoidance Questionnaire. :6.
24. Garner DM, Olmstead MP, Polivy J. Development and validation of a multidimensional eating disorder inventory for anorexia nervosa and bulimia. *Int J Eat Disord*. 2(2):15–34.
25. Probst M, Vandereycken W, Van Coppenolle H, Vanderlinden J. The Body Attitude Test for Patients with an Eating Disorder: Psychometric Characteristics of a New Questionnaire. *Eat Disord*. 1995 Jan 1;3:133–44.
26. Mendelson BK, White DR. Relation between body-esteem and self-esteem of obese and normal children. *Percept Mot Skills*. 1982 Jun;54(3):899–905.
27. Bruchon-Schweitzer M. Dimensionality of the body image: The body-image questionnaire. *Percept Mot Skills*. 1987 Dec 1;65:887–92.
28. Riva G, Wiederhold BK. Introduction to the special issue on virtual reality environments in behavioral sciences. *IEEE Trans Inf Technol Biomed Publ IEEE Eng Med Biol Soc*. 2002 Sep;6(3):193–7.
29. Heeter C. Being There: The Subjective Experience of Presence. *Presence Teleoperators Virtual Environ*. 1992 Jan 1;1(2):262–71.
30. Riva G, Bacchetta M, Baruffi M, Silvia Rinaldi, Molinari E. Virtual reality based experiential cognitive treatment of anorexia nervosa. *J Behav Ther Exp Psychiatry*. 1999 Sep;30(3):221–30.
31. Perpiñá C, Botella C, Baños R, Marco H, Alcañiz M, Quero S. Body Image and Virtual Reality in Eating Disorders: Is Exposure to Virtual Reality More Effective than the Classical Body Image Treatment? *Cyberpsychol Behav*. 1999 Apr;2(2):149–55.

32. Perpiñá C, Roncero M, Fernández-Aranda F, Jiménez-Murcia S, Forcano L, Sánchez I. Clinical validation of a virtual environment for normalizing eating patterns in eating disorders. *Compr Psychiatry*. 2013 Aug;54(6):680–6.
33. Gutiérrez-Maldonado J, Ferrer-García M, Caqueo-Urizar A, Moreno E. Body Image in Eating Disorders: The Influence of Exposure to Virtual-Reality Environments. *Cyberpsychology Behav Soc Netw*. 2010 Oct;13(5):521–31.
34. Keizer A, van Elburg A, Helms R, Dijkerman HC. A Virtual Reality Full Body Illusion Improves Body Image Disturbance in Anorexia Nervosa. Stengel A, editor. *PLOS ONE*. 2016 Oct 6;11(10):e0163921.
35. Riva G. Virtual Reality in Psychological Assessment: The Body Image Virtual Reality Scale. *Cyberpsychol Behav*. 1998 Jan;1(1):37–44.
36. Beilharz F, Castle DJ, Grace S, Rossell SL. A systematic review of visual processing and associated treatments in body dysmorphic disorder. *Acta Psychiatr Scand*. 2017 Jul;136(1):16–36.
37. Mölbert SC, Thaler A, Mohler BJ, Streuber S, Romero J, Black MJ, et al. Assessing body image in anorexia nervosa using biometric self-avatars in virtual reality: Attitudinal components rather than visual body size estimation are distorted. *Psychol Med*. 2018 Mar;48(04):642–53.
38. Mölbert SC, Thaler A, Streuber S, Black MJ, Karnath H-O, Zipfel S, et al. Investigating Body Image Disturbance in Anorexia Nervosa Using Novel Biometric Figure Rating Scales: A Pilot Study. *Eur Eat Disord Rev J Eat Disord Assoc*. 2017;25(6):607–12.
39. Kovacs M. The Children's Depression Inventory (CDI). *Psychopharmacol Bull*. 1985;2:995–998.
40. Spielberge C. *State-Trait Anxiety Inventory: Bibliography* (2nd ed.). Palo Alto CA Consult Psychol Press. 1989;
41. Gardner RM, Bokenkamp ED. The role of sensory and nonsensory factors in body size estimations of eating disorder subjects. *J Clin Psychol*. 1996 Jan;52(1):3–15.
42. Probst M, Vandereycken W, Van Coppenolle H, Pieters G. Body size estimation in eating disorder patients: testing the video distortion method on a life-size screen. *Behav Res Ther*. 1995 Nov;33(8):985–90.
43. Gardner RM, Brown DL. Body size estimation in anorexia nervosa: a brief review of findings from 2003 through 2013. *Psychiatry Res*. 2014 Nov 30;219(3):407–10.
44. Meermann R. Experimental investigation of disturbances in body image estimation in anorexia nervosa patients, and ballet and gymnastics pupils. *Int J Eat Disord*. 1983 Jun 1;2(4):91–100.
45. Slade PD. Body image in anorexia nervosa. *Br J Psychiatry Suppl*. 1988 Jul;(2):20–2.
46. Legenbauer T, Thiemann P, Vocks S. Body image disturbance in children and adolescents with eating disorders. Current evidence and future directions. *Z Kinder Jugendpsychiatr Psychother*. 2014 Jan;42(1):51–9.

47. Jackson KL, Janssen I, Appelhans BM, Kazlauskaitė R, Karavolos K, Dugan SA, et al. Body image satisfaction and depression in midlife women: the Study of Women's Health Across the Nation (SWAN). *Arch Womens Ment Health*. 2014 Jun;17(3):177–87.
48. Junne F, Zipfel S, Wild B, Martus P, Giel K, Resmark G, et al. The relationship of body image with symptoms of depression and anxiety in patients with anorexia nervosa during outpatient psychotherapy: Results of the ANTOP study. *Psychotherapy*. 2016;53(2):141–51.
49. Brechan I, Kvalem IL. Relationship between body dissatisfaction and disordered eating: Mediating role of self-esteem and depression. *Eat Behav*. 2015 Apr;17:49–58.
50. Paans NPG, Bot M, Brouwer IA, Visser M, Penninx BWJH. Contributions of depression and body mass index to body image. *J Psychiatr Res*. 2018 Aug;103:18–25.
51. Tovee MJ, Emery JL, Cohen-Tovee EM. The estimation of body mass index and physical attractiveness is dependent on the observer's own body mass index. *Proc R Soc B Biol Sci*. 2000 Oct 7;267(1456):1987–97.
52. Cornelissen KK, Bester A, Cairns P, Tovee MJ, Cornelissen PL. The influence of personal BMI on body size estimations and sensitivity to body size change in anorexia spectrum disorders. *Body Image*. 2015 Mar;13:75–85.
53. Moscone A-L, Amorim M-A, Le Scanff C, Leconte P. A model-driven approach to studying dissociations between body size mental representations in anorexia nervosa. *Body Image*. 2017 Mar;20:40–8.
54. Pinhas L, Fok K-H, Chen A, Lam E, Schachter R, Eizenman O, et al. Attentional biases to body shape images in adolescents with anorexia nervosa: An exploratory eye-tracking study. *Psychiatry Res*. 2014 Dec;220(1–2):519–26.
55. Fladung A-K, Schulze UME, Schöll F, Bauer K, Grön G. Role of the ventral striatum in developing anorexia nervosa. *Transl Psychiatry*. 2013 Oct;3(10):e315.
56. Fladung A-K, Grön G, Grammer K, Herrnberger B, Schilly E, Grasteit S, et al. A neural signature of anorexia nervosa in the ventral striatal reward system. *Am J Psychiatry*. 2010 Feb;167(2):206–12.
57. Hsu LK, Lee S. Is weight phobia always necessary for a diagnosis of anorexia nervosa? *Am J Psychiatry*. 1993 Oct;150(10):1466–71.
58. Øverås M, Kapstad H, Brunborg C, Landrø NI, Lask B. Memory versus perception of body size in patients with anorexia nervosa and healthy controls. *Eur Eat Disord Rev J Eat Disord Assoc*. 2014 Mar;22(2):109–15.

SERMENT D'HIPPOCRATE

Au moment d'être admis(e) à exercer la médecine, je promets et je jure d'être fidèle aux lois de l'honneur et de la probité.

Mon premier souci sera de rétablir, de préserver ou de promouvoir la santé dans tous ses éléments, physiques et mentaux, individuels et sociaux.

Je respecterai toutes les personnes, leur autonomie et leur volonté, sans aucune discrimination selon leur état ou leurs convictions. J'interviendrai pour les protéger si elles sont affaiblies, vulnérables ou menacées dans leur intégrité ou leur dignité. Même sous la contrainte, je ne ferai pas usage de mes connaissances contre les lois de l'humanité.

J'informerai les patients des décisions envisagées, de leurs raisons et de leurs conséquences.

Je ne tromperai jamais leur confiance et n'exploiterai pas le pouvoir hérité des circonstances pour forcer les consciences.

Je donnerai mes soins à l'indigent et à quiconque me les demandera. Je ne me laisserai pas influencer par la soif du gain ou la recherche de la gloire.

Admis(e) dans l'intimité des personnes, je tairai les secrets qui me seront confiés. Reçu(e) à l'intérieur des maisons, je respecterai les secrets des foyers et ma conduite ne servira pas à corrompre les mœurs.

Je ferai tout pour soulager les souffrances. Je ne prolongerai pas abusivement les agonies. Je ne provoquerai jamais la mort délibérément.

Je préserverai l'indépendance nécessaire à l'accomplissement de ma mission. Je n'entreprendrai rien qui dépasse mes compétences. Je les entretiendrai et les perfectionnerai pour assurer au mieux les services qui me seront demandés.

J'apporterai mon aide à mes confrères ainsi qu'à leurs familles dans l'adversité.

Que les hommes et mes confrères m'accordent leur estime si je suis fidèle à mes promesses ; que je sois déshonoré(e) et méprisé(e) si j'y manque.



Abstract

Objective :

Assessment of the symptoms of body image disorder (BID) is crucial in anorexia nervosa (AN). Recent technological advancements such as Virtual Reality (VR) have added new dimensions to our assessment capabilities. This retrospective study examines the hypothesis that the immersive conditions created by VR, and the enhanced visual perceptions offered by 3D avatars would modify body image evaluation by adolescents with AN, compared to the paper-based figure rating scales (FRS).

Method :

Data of 31 female adolescents with AN were retrospectively studied. Paired data of perceived and desired body forms obtained by VR and FRS were compared in terms of Body Perception Index (BPI) and body dissatisfaction, and correlation with validated psychometric questionnaires. Head-tracking technology allowed for the implicit measurement of explicit choices of patients.

Results :

Participants with AN overestimated own body size regardless of the assessment tool used. BPI and body dissatisfaction did not differ significantly between FRS and VR. VR-based evaluation was correlated with the psychometric parameters BID and body dissatisfaction. Head tracking revealed significantly longer participant engagement with avatars representing malnutrition and underweight states, while those least engaged corresponded to obesity.

Discussion:

Results of BID evaluation by VR standardized 3D avatars, are comparable to those obtained by paper-based FRS. These findings suggest that comparable results obtained by both tools of evaluation reflect primarily the role of affective-cognitive perturbation in BID. The perceptive component could be better evaluated by using biometric-enhanced assessment tools.

Keywords : Anorexia Nervosa, Body Image Evaluation, Virtual Reality, Body Image Disorder, Adolescent.