



**HAL**  
open science

# Hemodialysis management strategies for migrant patients with end-stage chronic renal disease

Raphaël Godefroy

► **To cite this version:**

Raphaël Godefroy. Hemodialysis management strategies for migrant patients with end-stage chronic renal disease. Life Sciences [q-bio]. 2020. dumas-03019899

**HAL Id: dumas-03019899**

**<https://dumas.ccsd.cnrs.fr/dumas-03019899>**

Submitted on 23 Nov 2020

**HAL** is a multi-disciplinary open access archive for the deposit and dissemination of scientific research documents, whether they are published or not. The documents may come from teaching and research institutions in France or abroad, or from public or private research centers.

L'archive ouverte pluridisciplinaire **HAL**, est destinée au dépôt et à la diffusion de documents scientifiques de niveau recherche, publiés ou non, émanant des établissements d'enseignement et de recherche français ou étrangers, des laboratoires publics ou privés.



Faculté des sciences  
médicales et paramédicales

Aix-Marseille Université

**Stratégies de prise en charge en hémodialyse des patients migrants en  
insuffisance rénale chronique terminale.**

# **T H È S E**

**Présentée et publiquement soutenue devant**

**LA FACULTÉ DES SCIENCES MÉDICALES ET PARAMÉDICALES**

**DE MARSEILLE**

**Le 27 Octobre 2020**

**Par Monsieur Raphael GODEFROY**

**Né le 29 août 1991 à Croix (59)**

Pour obtenir le grade de Docteur en Médecine

D.E.S. de NÉPHROLOGIE

**Membres du Jury de la Thèse :**

**Monsieur le Professeur BRUNET Philippe**

**Président**

**Monsieur le Professeur BURTEY Stéphane**

**Assesseur**

**Madame le Professeur JOURDE-CHICHE Noémie**

**Assesseur**

**Madame le Professeur MOAL Valérie**

**Assesseur**

**Monsieur le Professeur AUQUIER Pascal**

**Assesseur**

**Monsieur le Docteur ROBERT Thomas**

**Directeur**





Faculté des sciences  
médicales et paramédicales

Aix-Marseille Université

**Stratégies de prise en charge en hémodialyse des patients migrants en  
insuffisance rénale chronique terminale.**

# **T H È S E**

**Présentée et publiquement soutenue devant**

**LA FACULTÉ DES SCIENCES MÉDICALES ET PARAMÉDICALES**

**DE MARSEILLE**

**Le 27 Octobre 2020**

**Par Monsieur Raphael GODEFROY**

**Né le 29 août 1991 à Croix (59)**

Pour obtenir le grade de Docteur en Médecine

D.E.S. de NÉPHROLOGIE

**Membres du Jury de la Thèse :**

**Monsieur le Professeur BRUNET Philippe**

**Président**

**Monsieur le Professeur BURTEY Stéphane**

**Assesseur**

**Madame le Professeur JOURDE-CHICHE Noémie**

**Assesseur**

**Madame le Professeur MOAL Valérie**

**Assesseur**

**Monsieur le Professeur AUQUIER Pascal**

**Assesseur**

**Monsieur le Docteur ROBERT Thomas**

**Directeur**



## FACULTÉ DES SCIENCES MÉDICALES & PARAMÉDICALES

<b>Doyen</b>	<b>1 - Pr. Georges LEONETTI</b>
<b>Vice-Doyen aux affaires générales</b>	<b>2 - Pr. Patrick DESSI</b>
<b>Vice-Doyen aux professions paramédicales Conseiller</b>	<b>3 - Pr. Philippe BERBIS</b>
	<b>4 - Pr. Patrick VILLANI</b>

### Assesseurs :

<b>aux études à la recherche</b>	<b>:</b>	<b>Pr. Kathia CHAUMOITRE</b>
<b>à l'unité mixte de formation continue en santé pour le secteur NORD</b>	<b>:</b>	<b>Pr. Jean-Louis MEGE</b>
<b>Groupements Hospitaliers de territoire aux masters</b>	<b>:</b>	<b>Pr. Justin MICHEL</b>
	<b>:</b>	<b>Pr. Stéphane BERDAH</b>
	<b>:</b>	<b>Pr. Jean-Noël ARGENSON</b>
	<b>:</b>	<b>Pr. Pascal ADALIAN</b>

### Chargés de mission :

<b>sciences humaines et sociales</b>	<b>:</b>	<b>Pr. Pierre LE COZ</b>
<b>relations internationales</b>	<b>:</b>	<b>Pr. Stéphane RANQUE</b>
<b>DU/DIU</b>	<b>:</b>	<b>Pr. Véronique VITTON</b>
<b>DPC, disciplines médicales &amp; biologiques</b>	<b>:</b>	<b>Pr. Frédéric CASTINETTI</b>
<b>DPC, disciplines chirurgicales</b>	<b>:</b>	<b>Dr. Thomas GRAILLON</b>

## ÉCOLE DE MEDECINE

<b>Directeur</b>	<b>:</b>	<b>Pr. Jean-Michel VITON</b>
------------------	----------	------------------------------

### Chargés de mission

<b>PACES – Post-PACES</b>	<b>:</b>	<b>Pr. Régis GUIEU</b>
<b>DFGSM</b>	<b>:</b>	<b>Pr. Anne-Laure PELISSIER</b>
<b>DFASM</b>	<b>:</b>	<b>Pr. Marie-Aleth RICHARD</b>
<b>DFASM</b>	<b>:</b>	<b>Pr. Marc BARTHET</b>
<b>Préparation aux ECN</b>	<b>:</b>	<b>Dr Aurélie DAUMAS</b>
<b>DES spécialités</b>	<b>:</b>	<b>Pr. Pierre-Edouard FOURNIER</b>
<b>DES stages hospitaliers</b>	<b>:</b>	<b>Pr. Benjamin BLONDEL</b>
<b>DES MG</b>	<b>:</b>	<b>Pr. Christophe BARTOLI</b>
<b>Démographie médicale</b>	<b>:</b>	<b>Dr. Noémie RESSEGUIER</b>
<b>Etudiant</b>	<b>:</b>	<b>Elise DOMINJON</b>

### **ÉCOLE DE DE MAIEUTIQUE**

**Directrice** : **Madame Carole ZAKARIAN**

**Chargés de mission**

**1er cycle** : **Madame Estelle**  
**2ème cycle** : **BOISSIER Madame**  
**Cécile NINA**

### **ÉCOLE DES SCIENCES DE LA RÉADAPTATION**

**Directeur** : **Monsieur Philippe SAUVAGEON**

**Chargés de mission**

**Masso- kinésithérapie 1<sup>er</sup> cycle** : **Madame Béatrice CAORS**  
**Masso-kinésithérapie 2<sup>ème</sup> cycle** : **Madame Joannie HENRY**  
**Mutualisation des enseignements** : **Madame Géraldine DEPRES**

### **ÉCOLE DES SCIENCES INFIRMIERES**

**Directeur** : **Monsieur Sébastien COLSON**

**Chargés de mission**

**Chargée de mission** : **Madame Sandrine MAYEN RODRIGUES**  
**Chargé de mission** : **Monsieur Christophe ROMAN**

## PROFESSEURS HONORAIRES

MM	AGOSTINI Serge ALDIGHIERI René ALESSANDRINI Pierre ALLIEZ Bernard AQUARON Robert ARGEME Maxime ASSADOURIAN Robert AUFFRAY Jean-Pierre AUTILLO-TOUATI Amapola AZORIN Jean-Michel BAILLE Yves BARDOT Jacques BARDOT André BERARD Pierre BERGOIN Maurice BERLAND Yvon BERNARD Dominique BERNARD Jean-Louis BERNARD Pierre-Marie BERTRAND Edmond BISSET Jean-Pierre BLANC Bernard BLANC Jean-Louis BOLLINI Gérard BONGRAND Pierre BONNEAU Henri BONNOIT Jean BORY Michel BOTTA Alain BOURGEADE Augustin BOUVENOT Gilles BOUYALA Jean-Marie BREMONT Georges BRICOT René BRUNET Christian BUREAU Henri CAMBOULIVES Jean CANNONI Maurice CARTOUZOU Guy CAU Pierre CHABOT Jean-Michel CHAMLIAN Albert CHARPIN Denis CHARREL Michel CHAUVEL Patrick CHOUX Maurice CIANFARANI François CLAVERIE Jean-Michel CLEMENT Robert COMBALBERT André CONTE-DEVOLX Bernard CORRIOL Jacques COULANGE Christian DALMAS Henri DE MICO Philippe DESSEIN Alain DELARQUE Alain DEVIN Robert DEVRED Philippe DJIANE Pierre DONNET Vincent DUCASSOU Jacques DUFOUR Michel DUMON Henri ENJALBERT Alain	MM	FAVRE Roger FIECHI Marius FARNARIER Georges FIGARELLA Jacques FONTES Michel FRANCES Yves FRANCOIS Georges FUENTES Pierre GABRIEL Bernard GALINIER Louis GALLAIS Hervé GAMERRE Marc GARCIN Michel GARNIER Jean-Marc GAUTHIER André GERARD Raymond GEROLAMI-SANTANDREA André GIUDICELLI Roger GIUDICELLI Sébastien GOUDARD Alain GOUIN François GRILLO Jean-Marie GRISOLI François GROULIER Pierre HADIDA/SAYAG Jacqueline HASSOUN Jacques HEIM Marc HOUEL Jean HUGUET Jean-François JAQUET Philippe JAMMES Yves JOUVE Paulette JUHAN Claude JUN Pierre KAPHAN Gérard KASBARIAN Michel KLEISBAUER Jean-Pierre LACHARD Jean LAFFARGUE Pierre LAUGIER René LE TREUT Yves LEVY Samuel LOUCHET Edmond LOUIS René LUCIANI Jean-Marie MAGALON Guy MAGNAN Jacques MALLAN- MANCINI Josette MALMEJAC Claude MARANINCHI Dominique MARTIN Claude MATTEI Jean-François MERCIER Claude METGE Paul MICHOTEY Georges MILLET Yves MIRANDA François MONFORT Gérard MONGES André MONGIN Maurice MONTIES Jean-Raoul NAZARIAN Serge NICOLI René
----	---	----	---

MM NOIRCLERC Michel  
OLMER Michel  
OREHEK Jean  
PAPY Jean-Jacques  
PAULIN Raymond  
PELOUX Yves  
PENAUD Antony  
PENE Pierre  
PIANA Lucien  
PICAUD Robert  
PIGNOL Fernand  
POGGI Louis  
POITOUT Dominique  
PONCET Michel  
POUGET Jean  
PRIVAT Yvan  
QUILICHINI Francis  
RANQUE Jacques  
RANQUE Philippe  
RICHAUD Christian  
RIDINGS Bernard  
ROCHAT Hervé  
ROHNER Jean-Jacques  
ROUX Hubert  
ROUX Michel  
RUFO Marcel  
SAHEL José  
SALAMON Georges  
SALDUCCI Jacques  
SAN MARCO Jean-Louis  
SANKALE Marc  
SARACCO Jacques  
SASTRE Bernard  
SCHIANO Alain  
SCOTTO Jean-Claude  
SEBAHOUN Gérard  
SERMENT Gérard  
SOULAYROL René  
STAHL André  
TAMALET Jacques  
TARANGER-CHARPIN Colette  
THOMASSIN Jean-Marc  
UNAL Daniel  
VAGUE Philippe  
VAGUE/JUHAN Irène  
VANUXEM Paul  
VERVLOET Daniel  
VIALETES Bernard  
WEILLER Pierre-Jean



**EMERITAT****2008**

M. le Professeur	LEVY Samuel	31/08/2011
Mme le Professeur	JUHAN-VAGUE Irène	31/08/2011
M. le Professeur	PONCET Michel	31/08/2011
M. le Professeur	KASBARIAN Michel	31/08/2011
M. le Professeur	ROBERTOUX Pierre	31/08/2011

**2009**

M. le Professeur	DJIANE Pierre	31/08/2011
M. le Professeur	VERVLOET Daniel	31/08/2012

**2010**

M. le Professeur	MAGNAN Jacques	31/12/2014
------------------	----------------	------------

**2011**

M. le Professeur	DI MARINO Vincent	31/08/2015
M. le Professeur	MARTIN Pierre	31/08/2015
M. le Professeur	METRAS Dominique	31/08/2015

**2012**

M. le Professeur	AUBANIAC Jean-Manuel	31/08/2015
M. le Professeur	BOUVENOT Gilles	31/08/2015
M. le Professeur	CAMBOULIVES Jean	31/08/2015
M. le Professeur	FAVRE Roger	31/08/2015
M. le Professeur	MATTEI Jean-François	31/08/2015
M. le Professeur	OLIVER Charles	31/08/2015
M. le Professeur	VERVLOET Daniel	31/08/2015

**2013**

M. le Professeur	BRANCHEREAU Alain	31/08/2016
M. le Professeur	CARAYON Pierre	31/08/2016
M. le Professeur	COZZONE Patrick	31/08/2016
M. le Professeur	DELMONT Jean	31/08/2016
M. le Professeur	HENRY Jean-François	31/08/2016
M. le Professeur	LE GUICHAOUA Marie-Roberte	31/08/2016
M. le Professeur	RUF0 Marcel	31/08/2016
M. le Professeur	SEBAHOUN Gérard	31/08/2016

**2014**

M. le Professeur	FUENTES Pierre	31/08/2017
M. le Professeur	GAMERRE Marc	31/08/2017
M. le Professeur	MAGALON Guy	31/08/2017
M. le Professeur	PERAGUT Jean-Claude	31/08/2017
M. le Professeur	WEILLER Pierre-Jean	31/08/2017

**2015**

M. le Professeur	COULANGE Christian	31/08/2018
M. le Professeur	COURAND François	31/08/2018
M. le Professeur	FAVRE Roger	31/08/2016
M. le Professeur	MATTEI Jean-François	31/08/2016
M. le Professeur	OLIVER Charles	31/08/2016
M. le Professeur	VERVLOET Daniel	31/08/2016

**2016**

M. le Professeur	BONGRAND Pierre	31/08/2019
M. le Professeur	BOUVENOT Gilles	31/08/2017
M. le Professeur	BRUNET Christian	31/08/2019
M. le Professeur	CAU Pierre	31/08/2019
M. le Professeur	COZZONE Patrick	31/08/2017
M. le Professeur	FAVRE Roger	31/08/2017
M. le Professeur	FONTES Michel	31/08/2019
M. le Professeur	JAMMES Yves	31/08/2019
M. le Professeur	NAZARIAN Serge	31/08/2019
M. le Professeur	OLIVER Charles	31/08/2017
M. le Professeur	POITOUT Dominique	31/08/2019
M. le Professeur	SEBAHOUN Gérard	31/08/2017
M. le Professeur	VIALETTES Bernard	31/08/2019

**2017**

M. le Professeur	ALESSANDRINI Pierre	31/08/2020
M. le Professeur	BOUVENOT Gilles	31/08/2018
M. le Professeur	CHAUVEL Patrick	31/08/2020
M. le Professeur	COZZONE Pierre	31/08/2018
M. le Professeur	DELMONT Jean	31/08/2018
M. le Professeur	FAVRE Roger	31/08/2018
M. le Professeur	OLIVER Charles	31/08/2018
M. le Professeur	SEBBAHOUN Gérard	31/08/2018

**2018**

M. le Professeur	MARANINCHI Dominique	31/08/2021
M. le Professeur	BOUVENOT Gilles	31/08/2019
M. le Professeur	COZZONE Pierre	31/08/2019
M. le Professeur	DELMONT Jean	31/08/2019
M. le Professeur	FAVRE Roger	31/08/2019
M. le Professeur	OLIVER Charles	31/08/2019

**2019**

M. le Professeur	BERLAND Yvon	31/08/2022
M. le Professeur	CHARPIN Denis	31/08/2022
M. le Professeur	CLAVERIE Jean-Michel	31/08/2022
M. le Professeur	FRANCES Yves	31/08/2022
M. le Professeur	CAU Pierre	31/08/2020
M. le Professeur	COZZONE Patrick	31/08/2020
M. le Professeur	DELMONT Jean	31/08/2020
M. le Professeur	FAVRE Roger	31/08/2020
M. le Professeur	FONTES Michel	31/08/2020
M. le Professeur	MAGALON Guy	31/08/2020
M. le Professeur	NAZARIAN Serge	31/08/2020
M. le Professeur	OLIVER Charles	31/08/2020
M. le Professeur	WEILLER Pierre-Jean	31/08/2020

## PROFESSEURS DES UNIVERSITES-PRATICIENS HOSPITALIERS

AGOSTINI FERRANDES Aubert	CHOSSEGROS Cyrille	GUEDJ Eric
ALBANESE Jacques	COLLART Frédéric	GUIEU Régis
ALIMI Yves	COSTELLO Régis	GUIS Sandrine
AMABILE Philippe	COURBIERE Blandine	GUYE Maxime
AMBROSI Pierre	COWEN Didier	GUYOT Laurent
ANDRE Nicolas	CRAVELLO Ludovic	<i>GUY'S Jean-Michel Surnombre</i>
ARGENSON Jean-Noël	CUISSET Thomas	HABIB Gilbert
ASTOUL Philippe	<i>CURVALE Georges Surnombre</i>	HARDWIGSEN Jean
ATTARIAN Shahram	DA FONSECA David	HARLE Jean-Robert
AUDOUIN Bertrand	DAHAN-ALCARAZ Laetitia	<i>HOFFART Louis Disponibilité</i>
AUQUIER Pascal	DANIEL Laurent	HOUVENAEGHEL Gilles
AVIERINOS Jean-François	DARMON Patrice	JACQUIER Alexis
AZULAY Jean-Philippe	D'ERCOLE Claude	JOURDE-CHICHE Noémie
BAILLY Daniel	D'JOURNO Xavier	JOUVE Jean-Luc
BARLESI Fabrice	DEHARO Jean-Claude	KAPLANSKI Gilles
BARLIER-SETTI Anne	DELAPORTE Emmanuel	KARSENTY Gilles
BARTHET Marc	<i>DELPERO Jean-Robert Surnombre</i>	<i>KERBAUL François Détachement</i>
BARTOLI Christophe	DENIS Danièle	KRAHN Martin
BARTOLI Jean-Michel	DISDIER Patrick	LAFFORGUE Pierre
BARTOLI Michel	DODDOLI Christophe	LAGIER Jean-Christophe
BARTOLOMEI Fabrice	DRANCOURT Michel	LAMBAUDIE Eric
BASTIDE Cyrille	DUBUS Jean-Christophe	LANÇON Christophe
BENSOUSSAN Laurent	DUFFAUD Florence	LA SCOLA Bernard
BERBIS Philippe	DUFOUR Henry	LAUNAY Franck
BERDAH Stéphane	DURAND Jean-Marc	LAVIEILLE Jean-Pierre
<i>BERNARD Jean-Paul Retraite au 25/11/2019</i>	DUSSOL Bertrand	LE CORROLLER Thomas
BEROUD Christophe	EBBO Mikaël	LECHEVALLIER Eric
BERTUCCI François	EUSEBIO Alexandre	LEGRE Régis
BLAISE Didier	FAKHRY Nicolas	LEHUCHER-MICHEL Marie-Pascale
BLIN Olivier	<i>FAUGERE Gérard Surnombre</i>	LEONE Marc
BLONDEL Benjamin	FELICIAN Olivier	LEONETTI Georges
BONIN/GUILLAUME Sylvie	FENOLLAR Florence	LEPIDI Hubert
BONELLO Laurent	FIGARELLA/BRANGER Dominique	LEVY Nicolas
BONNET Jean-Louis	FLECHER Xavier	MACE Loïc
<i>BOTTA/FRIDLUND Danielle Surnombre</i>	FOURNIER Pierre-Edouard	MAGNAN Pierre-Edouard
<i>BOUBLI Léon Surnombre</i>	FRANCESCHI Frédéric	MANCINI Julien
BOUFI Mourad	FUENTES Stéphane	<i>MATONTI Frédéric Disponibilité</i>
BOYER Laurent	GABERT Jean	MEGE Jean-Louis
BREGEON Fabienne	GABORIT Bénédicte	MERROT Thierry
BRETELLE Florence	GAINNIER Marc	METZLER/GUILLEMAIN Catherine
BROUQUI Philippe	GARCIA Stéphane	MEYER/DUTOUR Anne
BRUDER Nicolas	GARIBOLDI Vlad	MICCALEF/ROLL Joëlle
BRUE Thierry	GAUDART Jean	MICHEL Fabrice
BRUNET Philippe	GAUDY-MARQUESTE Caroline	MICHEL Gérard
BURTEY Stéphane	GENTILE Stéphanie	MICHEL Justin
CARCOPINO-TUSOLI Xavier	GERBEAUX Patrick	MICHELET Pierre
CASANOVA Dominique	GEROLAMI/SANTANDREA René	MILH Mathieu
CASTINETTI Frédéric	GILBERT/ALESSI Marie-Christine	MILLION Matthieu
CECCALDI Mathieu	GIORGI Roch	MOAL Valérie
CHAGNAUD Christophe	GIOVANNI Antoine	MORANGE Pierre-Emmanuel
CHAMBOST Hervé	GIRARD Nadine	MOULIN Guy
CHAMPSAUR Pierre	GIRAUD/CHABROL Brigitte	MOUTARDIER Vincent
CHANEZ Pascal	GONCALVES Anthony	<i>MUNDLER Olivier Surnombre</i>
CHARAFFE-JAUFFRET Emmanuelle	GRANEL/REY Brigitte	NAUDIN Jean
CHARREL Rémi	GRANVAL Philippe	NICOLAS DE LAMBALLERIE Xavier
CHAUMOITRE Kathia	GREILLIER Laurent	NICOLLAS Richard
CHIARONI Jacques	GRIMAUD Jean-Charles	OLIVE Daniel
CHINOT Olivier	GROB Jean-Jacques	OUAFIK L'Houcine
		OVAERT-REGGIO Caroline

PAGANELLI Franck	ROCH Antoine	TREBUCHON-DA FONSECA Agnès
PANUEL Michel	ROCHWERGER Richard	TRIGLIA Jean-Michel
PAPAZIAN Laurent	ROLL Patrice	TROPIANO Patrick
PAROLA Philippe	ROSSI Dominique	TSIMARATOS Michel
<i>PARRATTE Sébastien Disponibilité</i>	ROSSI Pascal	TURRINI Olivier
PELISSIER-ALICOT Anne-Laure	ROUDIER Jean	VALERO René
PELLETIER Jean	SALAS Sébastien	VAROQUAUX Arthur Damien
PERRIN Jeanne	<i>SAMBUC Roland Surnombre</i>	VELLY Lionel
PETIT Philippe	SARLES Jacques	VEY Norbert
PHAM Thao	SARLES/PHILIP Nicole	VIDAL Vincent
PIERCECCHI/MARTI Marie-Dominique	SARLON-BARTOLI Gabrielle	VIENS Patrice
PIQUET Philippe	SCAVARDA Didier	VILLANI Patrick
PIRRO Nicolas	SCHLEINITZ Nicolas	VITON Jean-Michel
POINSO François	SEBAG Frédéric	VITTON Véronique
RACCAH Denis	SEITZ Jean-François	VIEHWEGER Heide Elke
RANQUE Stéphane	SIELEZNEFF Igor	VIVIER Eric
RAOULT Didier	SIMON Nicolas	XERRI Luc
REGIS Jean	STEIN Andréas	
REYNAUD/GAUBERT Martine	TAIEB David	
REYNAUD Rachel	THIRION Xavier	
RICHARD/LALLEMAND Marie-Aleth	THOMAS Pascal	
ROCHE Pierre-Hugues	THUNY Franck	

---

### **PROFESSEUR DES UNIVERSITES**

ADALIAN Pascal  
 AGHABABIAN Valérie  
 BELIN Pascal  
 CHABANNON Christian  
 CHABRIERE Eric  
 FERON François  
 LE COZ Pierre  
 LEVASSEUR Anthony  
 RANJEVA Jean-Philippe  
 SOBOL Hagay

### **PROFESSEUR CERTIFIE**

BRANDENBURGER Chantal

### **PRAG**

TANTI-HARDOUIN Nicolas

### **PROFESSEUR DES UNIVERSITES MEDECINE GENERALE**

GENTILE Gaëtan

### **PROFESSEUR ASSOCIE DE MEDECINE GENERALE A MI-TEMPS**

ADNOT Sébastien  
 FILIPPI Simon

### **PROFESSEUR ASSOCIE DES UNIVERSITES (disciplines médicales)**

LOUIS-BORRIONE Claude

## MAITRE DE CONFERENCES DES UNIVERSITES - PRATICIEN HOSPITALIER

AHERFI Sarah	DEVILLIER Raynier	LOOSVELD Marie
ANGELAKIS Emmanouïl ( <i>disponibilité</i> )	DUBOURG Grégory	MAAROUF Adil
ATLAN Catherine ( <i>disponibilité</i> )	DUCONSEIL Pauline	MACAGNO Nicolas
BARTHELEMY Pierre	DUFOUR Jean-Charles	MAUES DE PAULA André
BEGE Thierry	ELDIN Carole	MOTTOLA GHIGO Giovanna
BELIARD Sophie	FABRE Alexandre	NGUYEN PHONG Karine
BENYAMINE Audrey	FAURE Alice	NINOVE Laetitia
BERGE-LEFRANC Jean-Louis	FOLETTI Jean-Marc	NOUGAIREDE Antoine
BERTRAND Baptiste	FOUILLOUX Virginie	OLLIVIER Matthieu
BEYER-BERJOT Laura	FRANKEL Diane	PAULMYER/LACROIX Odile
BIRNBAUM David	FROMNOT Julien	PESENTI Sébastien
BONINI Francesca	GASTALDI Marguerite	RADULESCO Thomas
BOUCRAUT Joseph	GELSI/BOYER Véronique	RESSEGUIER Noémie
BOULAMERY Audrey	GIUSIANO Bernard	ROBERT Philippe
BOULLU/CIOCCA Sandrine	GIUSIANO COURCAMBECK Sophie	ROMANET Pauline
BOUSSEN Salah Michel	GONZALEZ Jean-Michel	SABATIER Renaud
BUFFAT Christophe	GOURIET Frédérique	SARI-MINODIER Irène
CAMILLERI Serge	GRAILLON Thomas	SAVEANU Alexandru
CARRON Romain	GUERIN Carole	<i>SECQ Véronique (disponibilité)</i>
CASSAGNE Carole	GUENOUN MEYSSIGNAC Daphné	STELLMANN Jan-Patrick
CERMOLACCE Michel	GUIDON Catherine	SUCHON Pierre
CHAUDET Hervé	GUIVARCH Jokthan	TABOURET Emeline
CHRETIEN Anne-Sophie	HAUTIER/KRAHN Aurélie	TOGA Caroline
COZE Carole	HRAIECH Sami	TOGA Isabelle
CUNY Thomas	KASPI-PEZZOLI Elise	TOMASINI Pascale
<i>DADOUN Frédéric (disponibilité)</i>	L'OLLIVIER Coralie	TOSELLO Barthélémy
DALES Jean-Philippe	LABIT-BOUVIER Corinne	TROUSSE Delphine
DAUMAS Aurélie	LAFAGE/POCHITALOFF-HUVALE Marina	TUCHTAN-TORRENTS Lucile
DEGEORGES/VITTE Joëlle	<i>LAGIER Aude (disponibilité)</i>	VELY Frédéric
DELLIAUX Stéphane	LAGOUANELLE/SIMEONI Marie-Claude	VION-DURY Jean
DESPLAT/JEGO Sophie	LEVY/MOZZICONACCI Annie	ZATTARA/CANNONI Hélène

## MAITRES DE CONFERENCES DES UNIVERSITES

(mono-appartenants)

ABU ZAINEH Mohammad	DEGIOANNI/SALLE Anna	POUGET Benoît
BARBACARU/PERLES T. A.	DESNUES Benoît	RUEL Jérôme
BERLAND/BENHAIM Caroline	MARANINCHI Marie	THOLLON Lionel
BOUCAULT/GARROUSTE Françoise	MERHEJ/CHAUVEAU Vicky	THIRION Sylvie
BOYER Sylvie	MINVIELLE/DEVICTOR Bénédicte	VERNA Emeline
COLSON Sébastien	POGGI Marjorie	

## MAITRE DE CONFERENCES DES UNIVERSITES DE MEDECINE GENERALE

CASANOVA Ludovic

## MAITRES DE CONFERENCES ASSOCIES DE MEDECINE GENERALE à MI-TEMPS

BARGIER Jacques
BONNET Pierre-André CALVET-MONTREDON Céline
JANCZEWSKI Aurélie
NUSSILI Nicolas
ROUSSEAU-DURAND Raphaëlle
THIERY Didier (nomination au 01/10/2019)

## MAITRE DE CONFERENCES ASSOCIE à MI-TEMPS

BOURRIQUEN Maryline
EVANS-VIALLAT Catherine
LUCAS Guillaume
MATHIEU Marion
MAYENS-RODRIGUES Sandrine
MELLINAS Marie
REVIS Joana
ROMAN Christophe
TRINQUET Laure

**ANATOMIE 4201**

CHAMPSAUR Pierre (PU-PH)  
LE CORROLLER Thomas (PU-PH)  
PIRRO Nicolas (PU-PH)

GUENOUN-MEYSSIGNAC Daphné (MCU-PH)  
*LAGIER Aude (MCU-PH) disponibilité*

THOLLON Lionel (MCF) (60ème section)

**ANATOMIE ET CYTOLOGIE PATHOLOGIQUES 4203**

CHARAFE/JAUFFRET Emmanuelle (PU-PH)  
DANIEL Laurent (PU-PH)  
FIGARELLA/BRANGER Dominique (PU-PH)  
GARCIA Stéphane (PU-PH)  
XERRI Luc (PU-PH)

DALES Jean-Philippe (MCU-PH)  
GIUSIANO COURCAMBECK Sophie (MCU PH)  
LABIT/BOUVIER Corinne (MCU-PH)  
MAUES DE PAULA André (MCU-PH)  
SECQ Véronique (MCU-PH)

**ANESTHESIOLOGIE ET REANIMATION CHIRURGICALE ;  
MEDECINE URGENCE 4801**

ALBANESE Jacques (PU-PH)  
BRUDER Nicolas (PU-PH)  
LEONE Marc (PU-PH)  
MICHEL Fabrice (PU-PH)  
VELLY Lionel (PU-PH)

BOUSSEN Salah Michel (MCU-PH)  
GUIDON Catherine (MCU-PH)

**ANGLAIS 11**

BRANDENBURGER Chantal (PRCE)

**BIOLOGIE ET MEDECINE DU DEVELOPPEMENT  
ET DE LA REPRODUCTION ; GYNECOLOGIE MEDICALE 5405**

METZLER/GUILLEMAIN Catherine (PU-PH)  
PERRIN Jeanne (PU-PH)

**BIOPHYSIQUE ET MEDECINE NUCLEAIRE 4301**

GUEDJ Eric (PU-PH)  
GUYE Maxime (PU-PH)  
*MUNDLER Olivier (PU-PH) Surnombre*  
TAIEB David (PU-PH)

BELIN Pascal (PR) (69ème section)  
RANJEVA Jean-Philippe (PR) (69ème section)

CAMMILLERI Serge (MCU-PH)  
VION-DURY Jean (MCU-PH)

BARBACARU/PERLES Téodora Adriana (MCF) (69ème section)

**BIostatISTIQUES, INFORMATIQUE MEDICALE  
ET TECHNOLOGIES DE COMMUNICATION 4604**

GAUDART Jean (PU-PH)  
GIORGI Roch (PU-PH)  
MANCINI Julien (PU-PH)

CHAUDET Hervé (MCU-PH)  
DUFOR Jean-Charles (MCU-PH)  
GIUSIANO Bernard (MCU-PH)

ABU ZAINEH Mohammad (MCF) (5ème section)  
BOYER Sylvie (MCF) (5ème section)

**ANTHROPOLOGIE 20**

ADALIAN Pascal (PR)

DEGIOANNI/SALLE Anna (MCF)  
POUGET Benoît (MCF)  
VERNA Emeline (MCF)

**BACTERIOLOGIE-VIROLOGIE ; HYGIENE HOSPITALIERE 4501**

CHARREL Rémi (PU PH)  
DRANCOURT Michel (PU-PH)  
FENOLLAR Florence (PU-PH)  
FOURNIER Pierre-Edouard (PU-PH)  
NICOLAS DE LAMBALLERIE Xavier (PU-PH)  
LA SCOLA Bernard (PU-PH)  
RAOULT Didier (PU-PH)

AHERFI Sarah (MCU-PH)  
*ANGELAKIS Emmanouil (MCU-PH) disponibilité*  
DUBOURG Grégory (MCU-PH)  
GOURIET Frédérique (MCU-PH)  
NOUGAIREDE Antoine (MCU-PH)  
NINOVE Laetitia (MCU-PH)

CHABRIERE Eric (PR) (64ème section)

LEVASSEUR Anthony (PR) (64ème section)  
DESNUES Benoit (MCF) ( 65ème section )  
MERHEJ/CHAUVEAU Vicky (MCF) (87ème section)

**BIOCHIMIE ET BIOLOGIE MOLECULAIRE 4401**

BARLIER/SETTI Anne (PU-PH)  
GABERT Jean (PU-PH)  
GUIEU Régis (PU-PH)  
OUAFIK L'Houcine (PU-PH)

BUFFAT Christophe (MCU-PH)  
FROMNOT Julien (MCU-PH)  
MOTTOLA GHIGO Giovanna (MCU-PH)  
ROMANET Pauline (MCU-PH)  
SAVEANU Alexandru (MCU-PH)

**BIOLOGIE CELLULAIRE 4403**

ROLL Patrice (PU-PH)

FRANKEL Diane (MCU-PH)  
GASTALDI Marguerite (MCU-PH)  
KASPI-PEZZOLI Elise (MCU-PH)  
LEVY-MOZZICONNACCI Annie (MCU-PH)

**CARDIOLOGIE 5102**

AVIERINOS Jean-François (PU-PH)  
BONELLO Laurent (PU PH)  
BONNET Jean-Louis (PU-PH)  
CUISSET Thomas (PU-PH)  
DEHARO Jean-Claude (PU-PH)  
FRANCESCHI Frédéric (PU-PH)  
HABIB Gilbert (PU-PH)  
PAGANELLI Franck (PU-PH)  
THUNY Franck (PU-PH)

**CHIRURGIE VISCERALE ET DIGESTIVE 5202**

BERDAH Stéphane (PU-PH)  
*DELPERO Jean-Robert (PU-PH) Surnombre*  
HARDWIGSEN Jean (PU-PH)  
MOUTARDIER Vincent (PU-PH)  
SEBAG Frédéric (PU-PH)  
SIELEZNEFF Igor (PU-PH)  
TURRINI Olivier (PU-PH)

BEGE Thierry (MCU-PH)  
BEYER-BERJOT Laura (MCU-PH)  
BIRNBAUM David (MCU-PH)  
DUCONSEIL Pauline (MCU-PH)  
GUERIN Carole (MCU-PH)

**CHIRURGIE ORTHOPEDIQUE ET TRAUMATOLOGIQUE 5002**

ARGENSON Jean-Noël (PU-PH)  
 BLONDEL Benjamin (PU-PH)  
 CURVALE Georges (PU-PH) *Surnombre*  
 FLECHER Xavier (PU PH)  
 PARRATTE Sébastien (PU-PH) *Disponibilité*  
 ROCHWERGER Richard (PU-PH)  
 TROPIANO Patrick (PU-PH)

OLLIVIER Matthieu (MCU-PH)

**CHIRURGIE INFANTILE 5402**

*GUYS Jean-Michel (PU-PH) Surnombre*  
 JOUVE Jean-Luc (PU-PH)  
 LAUNAY Franck (PU-PH)  
 MERROT Thierry (PU-PH)  
 VIEHWEGER Heide Elke (PU-PH)  
 FAURE Alice (MCU PH)  
 PESENTI Sébastien (MCU-PH)

LOUIS-BORRIONE Claude (PR associé des Universités)

**CANCEROLOGIE ; RADIOTHERAPIE 4702**

BERTUCCI François (PU-PH)  
 CHINOT Olivier (PU-PH)  
 COWEN Didier (PU-PH)  
 DUFFAUD Florence (PU-PH)  
 GONCALVES Anthony (PU-PH)  
 HOUVENAEGHEL Gilles (PU-PH)  
 LAMBAUDIE Eric (PU-PH)  
 SALAS Sébastien (PU-PH)  
 VIENS Patrice (PU-PH)

SABATIER Renaud (MCU-PH)  
 TABOURET Emeline (MCU-PH)

**CHIRURGIE MAXILLO-FACIALE ET STOMATOLOGIE 5503**

CHOSSEGROS Cyrille (PU-PH)  
 GUYOT Laurent (PU-PH)

FOLETTI Jean-Marc (MCU-PH)

**CHIRURGIE PLASTIQUE,  
RECONSTRUCTRICE ET ESTHETIQUE ; BRÛLOGIE 5004**

CASANOVA Dominique (PU-PH)  
 LEGRE Régis (PU-PH)

**CHIRURGIE THORACIQUE ET CARDIOVASCULAIRE 5103**

COLLART Frédéric (PU-PH)  
 D'JOURNO Xavier (PU-PH)  
 DODDOLI Christophe (PU-PH)  
 GARIBOLDI Vlad (PU-PH)  
 MACE Loïc (PU-PH)  
 THOMAS Pascal (PU-PH)

FOUILLOUX Virginie (MCU-PH)  
 TROUSSE Delphine (MCU-PH)

BERTRAND Baptiste (MCU-PH)  
 HAUTIER/KRAHN Aurélie (MCU-PH)

**EPIDEMIOLOGIE, ECONOMIE DE LA SANTE ET PREVENTION 4601**

AUQUIER Pascal (PU-PH)  
 BERBIS Julie (PU-PH)  
 BOYER Laurent (PU-PH)  
 GENTILE Stéphanie (PU-PH)  
*SAMBUC Roland (PU-PH) Surnombre*  
 THIRION Xavier (PU-PH)

**CHIRURGIE VASCULAIRE ; MEDECINE VASCULAIRE 5104**

ALIMI Yves (PU-PH)  
 AMABILE Philippe (PU-PH)  
 BARTOLI Michel (PU-PH)  
 BOUFI Mourad (PU-PH)  
 MAGNAN Pierre-Edouard (PU-PH)  
 PIQUET Philippe (PU-PH)  
 SARLON-BARTOLI Gabrielle (PU PH)

LAGOUANELLE/SIMEONI Marie-Claude (MCU-PH)  
 RESSEGUIER Noémie (MCU-PH)

MINVIELLE/DEVICTOR Bénédicte (MCF)(06ème section)  
 TANTI-HARDOUIN Nicolas (PRAG)

**HISTOLOGIE, EMBRYOLOGIE ET CYTOGENETIQUE 4202**

LEPIDI Hubert (PU-PH)  
 PAULMYER/LACROIX Odile (MCU-PH)

**GASTROENTEROLOGIE ; HEPATOLOGIE ; ADDICTOLOGIE 5201**

BARTHET Marc (PU-PH)  
*BERNARD Jean-Paul (PU-PH) Retraite au 25/11/2019*  
*BOTTA-FRIDLUND Danielle (PU-PH) Surnombre*  
 DAHAN-ALCARAZ Laetitia (PU-PH)  
 GEROLAMI-SANTANDREA René (PU-PH)  
 GRANDVAL Philippe (PU-PH)  
 GRIMAUD Jean-Charles (PU-PH)  
 SEITZ Jean-François (PU-PH)  
 VITTON Véronique (PU-PH)

GONZALEZ Jean-Michel (MCU-PH)

**DERMATOLOGIE - VENEREOLOGIE 5003**

BERBIS Philippe (PU-PH)  
 DELAPORTE Emmanuel (PU-PH)  
 GAUDY/MARQUESTE Caroline (PU-PH)  
 GROB Jean-Jacques (PU-PH)  
 RICHARD/LALLEMAND Marie-Aleth (PU-PH)

**DUSI**

COLSON Sébastien (MCF)  
 BOURRIQUEN Maryline (MAST)  
 EVANS-VIALLAT Catherine (MAST)  
 LUCAS Guillaume (MAST)  
 MAYEN-RODRIGUES Sandrine (MAST)  
 MELLINAS Marie (MAST)  
 ROMAN Christophe (MAST)  
 TRINQUET Laure (MAST)

**GENETIQUE 4704**

BEROUD Christophe (PU-PH)  
 KRAHN Martin (PU-PH)  
 LEVY Nicolas (PU-PH)  
 SARLES/PHILIP Nicole (PU-PH)

NGYUEN Karine (MCU-PH)  
 TOGA Caroline (MCU-PH)  
 ZATTARA/CANNONI Héliène (MCU-PH)

**ENDOCRINOLOGIE, DIABETE ET MALADIES METABOLIQUES ;  
GYNECOLOGIE MEDICALE 5404**

BRUE Thierry (PU-PH)  
 CASTINETTI Frédéric (PU-PH)  
 CUNY Thomas (MCU PH)

**GYNECOLOGIE-OBSTETRIQUE ; GYNECOLOGIE MEDICALE 5403**

AGOSTINI Aubert (PU-PH)  
*BOUBLI Léon (PU-PH) Surnombre*  
 BRETELLE Florence (PU-PH)  
 CARCOPINO-TUSOLI Xavier (PU-PH)  
 COURBIERE Blandine (PU-PH)  
 CRAVELLO Ludovic (PU-PH)  
 D'ERCOLE Claude (PU-PH)

**IMMUNOLOGIE 4703****HEMATOLOGIE ; TRANSFUSION 4701**

KAPLANSKI Gilles (PU-PH)  
 MEGE Jean-Louis (PU-PH)  
 OLIVE Daniel (PU-PH)  
 VIVIER Eric (PU-PH)

BLAISE Didier (PU-PH)  
 COSTELLO Régis (PU-PH)  
 CHIARONI Jacques (PU-PH)  
 GILBERT/ALESSI Marie-Christine (PU-PH)  
 MORANGE Pierre-Emmanuel (PU-PH)  
 VEY Norbert (PU-PH)

FERON François (PR) (69ème section)

DEVILLIER Raynier (MCU PH)  
 GELSI/BOYER Véronique (MCU-PH)  
 LAFAGE/POCHITALOFF-HUVALE Marina (MCU-PH)  
 LOOSVELD Marie (MCU-PH)  
 SUCHON Pierre (MCU-PH)

BOUCRAUT Joseph (MCU-PH)  
 CHRETIEN Anne-Sophie (MCU PH)  
 DEGEORGES/VITTE Joëlle (MCU-PH)  
 DESPLAT/JEGO Sophie (MCU-PH)  
 ROBERT Philippe (MCU-PH)  
 VELY Frédéric (MCU-PH)

POGGI Marjorie (MCF) (64ème section)

BOUCAULT/GARROUSTE Françoise (MCF) 65ème section)

**MEDECINE LEGALE ET DROIT DE LA SANTE 4603****MALADIES INFECTIEUSES ; MALADIES TROPICALES 4503**

BARTOLI Christophe (PU-PH)  
 LEONETTI Georges (PU-PH)  
 PELISSIER-ALICOT Anne-Laure (PU-PH)  
 PIERCECCHI-MARTI Marie-Dominique (PU-PH)

BROUQUI Philippe (PU-PH)  
 LAGIER Jean-Christophe (PU-PH)  
 MILLION Matthieu (PU-PH)  
 PAROLA Philippe (PU-PH)  
 STEIN Andréas (PU-PH)  
 ELDIN Carole (MCU-PH)

TUCHTAN-TORRENTS Lucile (MCU-PH)

BERLAND/BENHAIM Caroline (MCF) (1ère section)

**MEDECINE INTERNE ; GERIATRIE ET BIOLOGIE DU VIEILLISSEMENT ; ADDICTOLOGIE 5301****MEDECINE PHYSIQUE ET DE READAPTATION 4905**

BONIN/GUILLAUME Sylvie (PU-PH)  
 DISDIER Patrick (PU-PH)  
 DURAND Jean-Marc (PU-PH)  
 EBBO Mikael (PU-PH)  
 GRANEL/REY Brigitte (PU-PH)  
 HARLE Jean-Robert (PU-PH)  
 ROSSI Pascal (PU-PH)  
 SCHLEINITZ Nicolas (PU-PH)

BENSOUSSAN Laurent (PU-PH)  
 VITON Jean-Michel (PU-PH)

**MEDECINE ET SANTE AU TRAVAIL 4602**

BENYAMINE Audrey (MCU-PH)

LEHUCHER/MICHEL Marie-Pascale (PU-PH)

BERGE-LEFRANC Jean-Louis (MCU-PH)  
 SARI/MINODIER Irène (MCU-PH)

**MEDECINE GENERALE 5303****MEDECINE D'URGENCE 4805**

GENTILE Gaëtan (PR Méd. Gén. Temps plein)

*KERBAUL François (PU-PH) détachement*  
 MICHELET Pierre (PU-PH)

CASANOVA Ludovic (MCF Méd. Gén. Temps plein)

ADNOT Sébastien (PR associé Méd. Gén. à mi-temps)  
 FILIPPI Simon (PR associé Méd. Gén. à mi-temps)

**NEPHROLOGIE 5203**

BARGIER Jacques (MCF associé Méd. Gén. À mi-temps)  
 BONNET Pierre-André (MCF associé Méd. Gén à mi-temps)  
 CALVET-MONTREDON Céline (MCF associé Méd. Gén. à temps plein)  
 JANCZEWSKI Aurélie (MCF associé Méd. Gén. À mi-temps)  
 NUSSLI Nicolas (MCF associé Méd. Gén. à mi-temps)  
 ROUSSEAU-DURAND Raphaëlle (MCF associé Méd. Gén. à mi-temps)  
 THERY Didier (MCF associé Méd. Gén. à mi-temps) (nomination au 01/10/2019)

BRUNET Philippe (PU-PH)  
 BURTEY Stéphanne (PU-PH)  
 DUSSOL Bertrand (PU-PH)  
 JOURDE CHICHE Noémie (PU PH)  
 MOAL Valérie (PU-PH)

**NUTRITION 4404****NEUROCHIRURGIE 4902**

DARMON Patrice (PU-PH)  
 RACCAH Denis (PU-PH)  
 VALERO René (PU-PH)

DUFOUR Henry (PU-PH)  
 FUENTES Stéphane (PU-PH)  
 REGIS Jean (PU-PH)  
 ROCHE Pierre-Hugues (PU-PH)  
 SCAVARDA Didier (PU-PH)

*ATLAN Catherine (MCU-PH) disponibilité*  
 BELIARD Sophie (MCU-PH)

CARRON Romain (MCU PH)  
 GRAILLON Thomas (MCU PH)

MARANINCHI Marie (MCF) (66ème section)

**NEUROLOGIE 4901****ONCOLOGIE 65 (BIOLOGIE CELLULAIRE)**

CHABANNON Christian (PR) (66ème section)  
 SOBOL Hagay (PR) (65ème section)

ATTARIAN Sharham (PU PH)  
 AUDOIN Bertrand (PU-PH)  
 AZULAY Jean-Philippe (PU-PH)  
 CECCALDI Mathieu (PU-PH)  
 EUSEBIO Alexandre (PU-PH)  
 FELICIAN Olivier (PU-PH)  
 PELLETIER Jean (PU-PH)

MAAROUF Adil (MCU-PH)



**OPHTALMOLOGIE 5502**

DENIS Danièle (PU-PH)  
 HOFFART Louis (PU-PH) *Disponibilité*  
 MATONTI Frédéric (PU-PH) *Disponibilité*

**PEDOPSYCHIATRIE; ADDICTOLOGIE 4904**

DA FONSECA David (PU-PH)  
 POINSO François (PU-PH)  
 GUIVARCH Jokthan (MCU-PH)

**OTO-RHINO-LARYNGOLOGIE 5501**

DESSI Patrick (PU-PH)  
 FAKHRY Nicolas (PU-PH)  
 GIOVANNI Antoine (PU-PH)  
 LAVIEILLE Jean-Pierre (PU-PH)  
 MICHEL Justin (PU-PH)  
 NICOLLAS Richard (PU-PH)  
 TRIGLIA Jean-Michel (PU-PH)

**PHARMACOLOGIE FONDAMENTALE -  
PHARMACOLOGIE CLINIQUE; ADDICTOLOGIE 4803**

BLIN Olivier (PU-PH)  
 FAUGERE Gérard (PU-PH) *Surnombre*  
 MICALLEF/ROLL Joëlle (PU-PH)  
 SIMON Nicolas (PU-PH)

RADULESCO Thomas (MCU-PH)

BOULAMERY Audrey (MCU-PH)

REVIS Joana (MAST) (Orthophonie) (7ème Section)

**PARASITOLOGIE ET MYCOLOGIE 4502**

RANQUE Stéphane (PU-PH)

CASSAGNE Carole (MCU-PH)  
 L'OLLIVIER Coralie (MCU-PH)  
 TOGA Isabelle (MCU-PH)

**PHILOSOPHIE 17**

LE COZ Pierre (PR) (17ème section)

MATHIEU Marion (MAST)

**PEDIATRIE 5401**

ANDRE Nicolas (PU-PH)  
 CHAMBOST Hervé (PU-PH)  
 DUBUS Jean-Christophe (PU-PH)  
 GIRAUD/CHABROL Brigitte (PU-PH)  
 MICHEL Gérard (PU-PH)  
 MILH Mathieu (PU-PH)  
 OVAERT Caroline (PU-PH)  
 REYNAUD Rachel (PU-PH)  
 SARLES Jacques (PU-PH)  
 TSIMARATOS Michel (PU-PH)

**PHYSIOLOGIE 4402**

BARTOLOMEI Fabrice (PU-PH)  
 BREGEON Fabienne (PU-PH)  
 GABORIT Bénédicte (PU-PH)  
 MEYER/DUTOUR Anne (PU-PH)  
 TREBUCHON/DA FONSECA Agnès (PU-PH)

COZE Carole (MCU-PH)  
 FABRE Alexandre (MCU-PH)  
 TOSELLO Barthélémy (MCU-PH)

BARTHELEMY Pierre (MCU-PH)  
 BONINI Francesca (MCU-PH)  
 BOULLU/CIOCCA Sandrine (MCU-PH)  
 DADOUN Frédéric (MCU-PH) (*disponibilité*)  
 DELLIAUX Stéphane (MCU-PH)

**PSYCHIATRIE D'ADULTES ; ADDICTOLOGIE 4903**

BAILLY Daniel (PU-PH)  
 LANÇON Christophe (PU-PH)  
 NAUDIN Jean (PU-PH)

RUEL Jérôme (MCF) (69ème section)  
 THIRION Sylvie (MCF) (66ème section)

CERMOLACCE Michel (MCU-PH)

**PSYCHOLOGIE - PSYCHOLOGIE CLINIQUE, PCYCHOLOGIE SOCIALE 16**

AGHABABIAN Valérie (PR)

**PNEUMOLOGIE; ADDICTOLOGIE 5101****RADIOLOGIE ET IMAGERIE MEDICALE 4302**

BARTOLI Jean-Michel (PU-PH)  
 CHAGNAUD Christophe (PU-PH)  
 CHAUMOITRE Kathia (PU-PH)  
 GIRARD Nadine (PU-PH)  
 JACQUIER Alexis (PU-PH)  
 MOULIN Guy (PU-PH)  
 PANUEL Michel (PU-PH)  
 PETIT Philippe (PU-PH)  
 VAROQUAUX Arthur Damien (PU-PH)  
 VIDAL Vincent (PU-PH)

ASTOUL Philippe (PU-PH)  
 BARLESI Fabrice (PU-PH)  
 CHANEZ Pascal (PU-PH)

GREILLIER Laurent (PU PH)  
 REYNAUD/GAUBERT Martine (PU-PH)

TOMASINI Pascale (MCU-PH)

STELLMANN Jan-Patrick (MCU-PH)

**REANIMATION MEDICALE ; MEDECINE URGENCE 4802****THERAPEUTIQUE; MEDECINE D'URGENCE; ADDICTOLOGIE 4804**

GAINNIER Marc (PU-PH)  
 GERBEAUX Patrick (PU-PH)  
 PAPAIZIAN Laurent (PU-PH)  
 ROCH Antoine (PU-PH)

AMBROSI Pierre (PU-PH)  
 VILLANI Patrick (PU-PH)

HRAIECH Sami (MCU-PH)

DAUMAS Aurélie (MCU-PH)

**RHUMATOLOGIE 5001**

GUIS Sandrine (PU-PH)  
 LAFFORGUE Pierre (PU-PH)  
 PHAM Thao (PU-PH)  
 ROUDIER Jean (PU-PH)

**UROLOGIE 5204**

BASTIDE Cyrille (PU-PH)  
 KARSENTY Gilles (PU-PH)  
 LECHEVALLIER Eric (PU-PH)  
 ROSSI Dominique (PU-PH)

## REMERCIEMENTS

### A mon jury

Au Professeur Philippe Brunet, merci d'avoir accepté de présider mon jury de thèse. Merci aussi pour votre encadrement et vos conseils sur les directions à prendre lors de mon internat. Merci encore de m'avoir accordé votre confiance pour les années à venir. Votre sens de l'écoute, du collectif et de l'éthique sont des qualités inestimables pour votre service.

Au Professeur Valérie Moal, merci d'avoir accepté de faire partie de mon jury de thèse. Merci de m'avoir guidé et soutenu pendant ces cinq années. Il vous a fallu donner un cadre à un interne enthousiaste mais qui n'a pas la rigueur dans le sang. Merci aussi de m'avoir toujours écouté et d'avoir toujours défendu mes projets, avec cet engagement qui vous caractérise.

Au Professeur Stéphane Burtey, merci d'avoir accepté de faire partie de mon jury de thèse. Merci pour tes nombreux enseignements et conseils pendant ces années d'internat. Tu es un médecin atypique, plein d'humanité et d'humour. C'est particulièrement ton contact qui m'a donné envie de lire et je me demande combien de vies tu as bien pu lire pour savoir tout ce que tu sais.

Au Professeur Noémie Jourde-Chiche, merci d'avoir accepté de faire partie de ce jury. Merci pour tout ce que tu nous apportes de connaissances, d'énergie et de passion pour ton travail. Tu es un exemple pour tes internes, que tu connais très bien et dont tu anticipes les oublis avec brio (enfin ceux des autres car je n'oublie jamais rien). Merci pour ton soutien et ton enthousiasme.

Au Professeur Pascal Auquier, merci d'avoir accepté de faire partie de mon jury de thèse. Votre implication dans ce travail et votre expertise est primordiale dans nos projets communs. Merci également au Docteur Laurent Boyer pour sa présence lors de la soutenance.

Au Docteur Robert, Thomas, merci d'avoir dirigé ce travail. Avec toi, boire un café et papoter innocemment peut donc dérapier en thèse. Merci d'avoir été là pour mes questions et mes doutes depuis le début. Tu ne manques pas d'audace et tu n'as peur de rien. On ne soupçonne pas ton petit côté geek, tes 50 logiciels pour se simplifier la vie et j'ai beaucoup appris à ton contact. Ça promet !

Enfin, je remercie le Professeur Yvon Berland, de m'avoir accueilli au sein de cette grande famille de la néphrologie marseillaise. Merci pour vos conseils avisés et votre disponibilité. Soyez assuré de mon profond respect et de ma reconnaissance.

## A ma famille

A mon père, pour son écoute, ses conseils, son soutien en toutes circonstances et son souci du bien-être de ses enfants.

A ma belle-mère, pour nous avoir adoptés du jour au lendemain sans hésiter une seconde.

Vous êtes le havre, l'ultime filet de sauvetage

A Aurélien, mon frère, pour nos bons moments, nos discussions, les partages de copains, pour les voyages, et pour tout ce qu'il nous reste à penser, partager, construire.

A Julie, ma sœur, mon acolyte, pour nos rires, nos débriefing de crise, nos choix dans les cadeaux, notre capacité à casser des villes entières, et nos discussions sur le monde (que nous allons évidemment dominer)

A ma mère, dont je n'ai jamais douté de l'amour.

A Sarah, que je dois être le seul à appeler encore lala, pour son ouverture d'esprit et sa tolérance. A Samuel. Il faut que je vienne vous voir.

A Nathan, l'infiltré, qui avec son dark k-way, ses roulées et ses expressions improbables ne passera pas inaperçu dans les institutions (pose la bombe couz)

A Hugo et Léo, pour les foots, les jeux, les rires, les bières et les cigarettes qui font rigoler

A Emmanuel, mon oncle, pour ton hospitalité, ton honnêteté, et tes histoires. Je connais ton numéro par cœur pour que la maréchaussée sache qui vient me chercher en cas de besoin. A Christelle ta compagne. Et à mon ex, Giorgio.

A Mino et Sylvie, chez qui j'ai hâte de retourner pour retrouver l'ambiance smala avec tous les marmots et leurs copains respectifs, calés chez M. le maire. Le bal masqué n'est jamais loin.

A Isabelle, ma marraine, et à Pierre. Le départ à Marseille m'a vraiment emmené loin.

A Simon et Philippe, la piraterie. A Valérie, ma tante.

Enfin, à Véronique, et à Bernard.

## A mes amis

*L'ordre n'est aucunement indicatif de quantité d'amour. De toute façon vous savez que cette grandeur fluctue au cours du temps, en fonction des circonstances, ne se compare pas, et qu'il est illusoire de penser en rendre compte à un instant t quand on parle de si longues années.*

A mon Grégoire, cette vieille canaille qui me suivra en enfer sans rechigner.

A Julien, un navire d'altruisme qui vogue tranquille, poussé par sa bonne humeur. Merci pour ton soutien indéfectible. Le weekend prochain je prends goths je fais huskarl toi conquistador/paladins on casse tout

A Clara, toujours prête à m'accompagner dans des théories sur le monde, sur les gens, sur la vie. Tous ces sujets qui te "rendent hystérique". Merci pour la qualité de tes conseils, ta folie, ton humour, et nos projets

A Nelly, la witch, Poppely, qui finira par avoir ma peau et m'empailler dans sa volière. Merci pour ta générosité, ta créativité et notre gestion irréprochable de notre lieu de vie (eeee)

A Hugo, jeune chérubin à l'extérieur, sheitan à l'intérieur, la personne avec qui j'ai bu des tisanes et ça pas grand monde peut en dire autant. A Mahmoud, le Marcheur, mon premier pote ici-bas, toujours là, prêt pour une petite night en dérapage contrôlé, pour soutenir un khey en galère. A Suzanne, le COVID a repoussé notre mariage mais ça n'est que partie remise. A mon frère Luis, toujours motivé, toujours positif (je parle de l'état d'esprit), tellement généreux et enthousiaste.

A Benoît, vieux pirate, tu vas sacrément me manquer là-haut. Merci pour ton sens de la fête, ton côté subversif et ton goût du bon rhum. A Manon, son humanité, son cœur sur la main et son sens de l'organisation (et la mitraille à questions). A Claire pour ton amitié attentive et à Giovanni pour ses sujets d'intérêts multiples et son ouverture.

Merci à Joséphine pour le voyage, pour m'en avoir transmis le goût et pour me l'avoir fait faire.

A la team-one et aux amis de l'internat, merci à Diane, Maelle et Dysmas, à Léa. Merci à Mathilde et Camille, à Alice, à Estelle, merci à Paul.

A mes potes de fac, à mon vieil Alex, toutes nos colles-discussions-débats-bières, le temps passé à dire des conneries (surtout toi), le temps du Vietnam quand tu m'as remonté du Mékong avec une balle dans la cuisse. Merci à ma petite Marion, on s'est suivi pendant tellement de temps, et merci à Louise, vous avez rendu ces années tellement plus douces et drôles et la distance n'atténuera jamais notre proximité et complicité.

Merci à Zoé, ta gentillesse, ton intelligence et ton humour. Je pense fort à toi.

Merci évidemment à tous ceux que j'oublie, je me moquais de cette phrase mais en l'écrivant on n'a pas le choix que d'en oublier. Merci à tous les gens rencontrés dans la lutte pour ce qu'ils inspirent et merci à toutes ces rencontres éphémères dont les noms se sont perdus.

## A mes collègues

Aux co-auteurs de ce travail, et en premier lieu Sandrine. Merci pour ton infinie patience et d'avoir bien voulu débattre, comprendre, ré-expliquer et renvoyer les modèles de stat  $x$  fois. Travailler avec toi est un plaisir. Merci à Dammar, pilier de la dialyse, toi qui tiens la baraque sans broncher et garde des informations précieuses dans tes carnets. Et merci à Gaëlle, pour avoir pris le temps de m'expliquer son métier, recueillir les données, discuter, partager. Merci à Nathalie pour les plongées aux archives.

A Tristan, merci pour ces trois semestres à tes côtés, dont un d'HDJ qui a achevé de me convaincre qu'il faut greffer des reins à des gens. Tu es un médecin appliqué, curieux et pragmatique. Et drôle. Je suis fier de continuer de travailler avec toi et je suis sûr qu'on va bien s'amuser.

A Nadim Cassir, tu es une personnalité singulière et je t'ai tout de suite apprécié. Après des avis à Nord où je me suis éclaté comme jaja, on s'est mis à écrire. Tu as été d'une patience rare, on a tenu pendant 4 ans ces maudits VRS et on a réussi à donner forme à tout ce travail. Merci pour avoir été ce mentor, toujours bonne ambiance, on recommence quand tu veux.

Aux deux médecins des soins intensifs : Marion Sallée, je n'ai jamais été ton interne mais on commence à se connaître et c'est un plaisir de travailler avec toi. Tu as un sens pratique, logique dans ta façon d'exercer que je n'aurais pas de sitôt (je ris en l'écrivant, c'est tellement vrai). A Marion Pelletier, Dr P, pareil, tout ceci semble être si naturel pour toi que je me demande si c'est de l'acquis ou bien de l'inné. Merci à toutes les deux pour votre encadrement et tout ce que vous m'avez appris.

A mes cointernes. Notre formation n'est pas toujours simple mais on y trouve des alliés pour avancer ensemble et s'entraider. Et j'ai bénéficié de cette entraide plus qu'à mon tour.

A Violaine et Claire pour avoir gravi ensemble la première marche. A Alice et Manon pour leur infinie patience avec leur jeune collègue un peu moins doté du lobe frontal.

A Claire et Anaïs avec qui on a porté les meubles à l'IHU sous les commandes hystériques du Dr Million... pour finir sous le joug d'un autre maître (on sait toujours ce qu'on perd).

A la bande de zinzins du respirateur, Eloi, Diste, JB, Buzz l'éclair, et Julien bissûr.

En dialyse avec Manon, la toute jeune Julie et Matthieu. Enfin à Amel Soua, hématologue, pour les croche-pattes et les stylos dans la tronche et à Katayoune, un esprit libre et fier qui sait verser de l'eau sur une tête, surgir d'un coin de couloir et mettre son pied dans ma tronche. Vous avez tenu la baraque plus d'une fois et vous m'avez permis d'écrire, et pour ça merci !

A Necker. Ç'a été un semestre haut en couleurs, passionnant et difficile à plein d'égards. A Florent, Laurène et Angela, le dernier carré. A Antoine, Yanis, Stephanie. Au Dr Brunel évidemment, à Carole et Nathalie. A Anne, Rebecca et Lucile qui ont géré l'embarcation du début à la fin et nous ont appris des montagnes de choses. A notre cointerne du Covid le Pr Julien Zuber, qui a fait son Trajectoire et venait boire une bière le soir. A Dany et à la tête qu'il a fait en venant me parler le matin, après avoir vu Raoult pour la première fois sur BFMTV. A M. Legendre, à sa détermination à greffer les gens, sa classe, et son humour.

## **Aux jeunes néphrologues**

A Clarissa, qui travaillera toujours plus vite à 70 ans que moi à trente.

A Mickael, car luissa pas croire luissa plus grand que Gungan (et missa précie ça).

A l'ANF, Guilhem, M. Lano, Romain, BG, Carvelos et les autres. Cette épaule luxée m'a permis de retourner au bar la tête haute.

A Lucie, Manon Laforêt, Maité, à Florence qui m'a expliqué comment on garde le bâtiment solo et mis en pratique dans la foulée avec la verve qu'on lui connaît. A Clémence, Marion Gully, à Megggaaannn (Megan), l'enfant prodige qui a quitté le navire. A Justine et Maxence (co-assistants ça va être le feu). A Mathieu Thepenier, on s'est bien marrés pendant cette semaine et j'ai découvert quelqu'un de doué et déterminé. Bon courage à toi.

A Mathilde, Raph, Maelis, Denis, Sunny, Pitou, Sophie, Solène, Flora, Thibault et aux plus jeunes qui suivront : vous pourrez toujours compter sur moi pour travailler certes, mais aussi discuter, aller prendre une bière, vous confier ou pleurer. Et si je deviens un gros con, je vous en conjure : dites-le-moi !

Raphaël

# SOMMAIRE

AVANT-PROPOS .....	2
ABSTRACT .....	4
ABREVIATIONS .....	6
INTRODUCTION .....	7
METHODES .....	9
RESULTATS .....	14
DISCUSSION .....	18
CONCLUSION .....	21
FIGURES .....	22
REFERENCES .....	31
APPENDIX .....	33

## **AVANT-PROPOS**

L'insuffisance rénale chronique terminale (IRCT) est une pathologie fréquente dont la mortalité à l'échelle du globe dépasse maintenant les grandes maladies transmissibles comme le VIH, la tuberculose ou le paludisme. Le faible accès à au traitement de suppléance dans les pays les plus pauvres est responsable de 2 à 7 millions décès annuels. Le traitement de suppléance est réalisé soit par hémodialyse ou dialyse péritonéale, soit par la transplantation rénale qui représente le traitement de référence. Mais l'accès à ces traitements coûteux est inégalement réparti à la surface du globe et il n'est pas rare que des patients extra-européens atteints de maladie rénale chronique migrent en France et y soient pris en charge par notre système de santé.

L'accès aux soins des patients extra-européens est conditionné par l'obtention d'une assurance maladie. L'éligible à la Protection Maladie Universelle (PUMA) à leur arrivée sur le territoire est soumis à certains critères. L'Aide Médicale d'Etat (AME) n'est effective qu'après 3 mois et les demandes de soins urgents peuvent être longues à mettre en place en raison de difficultés linguistiques, financières, administratives ou du délai d'expiration d'un VISA touristique. Les patients migrants atteints d'IRCT sans couverture santé sont donc pris en charge selon des modalités différentes selon les centres d'hémodialyse, pouvant aller de trois dialyses hebdomadaires programmées jusqu'à la dialyse uniquement en cas d'urgence vitale, en attendant l'ouverture de droit à une assurance maladie.

Les modalités de dialyse dégradées ou uniquement en cas d'urgence font courir au patient le risque de complications pouvant aggraver son état de santé et impacter sa qualité de vie. Il nous semble également qu'elles mettent en tension le système de santé et augmentent le



recours aux services d'urgence, aux transports médicalisés parfois nocturnes, à l'utilisation de coûteuses filières de soins continus.

Deux études américaines portant sur une population de migrants sans assurance maladie montrent une augmentation de la mortalité à long terme, des hospitalisations et des coûts de prise en charge en cas de dialyse en urgence uniquement. Ces résultats sont en partie liés avec le système de santé américain qui ne prévoit pas d'accès à une assurance maladie universelle quelle que soit la durée de résidence sur le territoire. En France, cette période sans accès à une assurance maladie ne peut aller au-delà de 3 mois. Il n'y a pas d'étude publiée qui évalue la prise en charge des patients migrants en France avec une IRCT.

Nous avons donc réalisé une étude rétrospective médico-économique dans une population de patients hémodialysés migrant en France, dans le but d'analyser les coûts et les modalités de prise en charge dans les 3 mois suivant leur arrivée dans le centre.

## **ABSTRACT**

### **Introduction.**

In the setting of migration, extra-European patients with end-stage renal disease (ESRD) have a lower access to renal replacement therapy (RRT). Healthcare coverage access at arrival in France may influence hemodialysis strategy during the first 3 months. We aimed to study clinical healthcare costs and outcomes in this population in Marseille.

### **Methods.**

We conducted a retrospective cohort study of ESRD migrant patients admitted for hemodialysis in our center over a 4-years period. Patients were recently arrived in France and willing to stay regardless of their administrative status with a local follow-up of at least 3 months. The first group with access to Protection Universelle Maladie (PUMA) was compared to patients without access to PUMA. Patients with operational health coverage were scheduled in conventional dialysis and patients without health coverage had transient “emergency-only” dialysis before their rights were effective. We assessed the ESRD-related costs for the healthcare system and the medical outcomes during the 3-months period after arrival. Multivariate analysis was performed with partial least square regression.

### **Results.**

We included 25 patients aged in median 42.6 [31.7; 53.6] years old and 60% of them were males. Ten patients had access to PUMA on arrival and 15 patients did not. Baseline characteristics were similar between the two groups. Four patients (26%) in the No healthcare coverage group needed a switch from “emergency-only” to conventional strategy for medical reason. ESRD-related healthcare costs were also higher in the absence of medical coverage (20 813 [15 516; 28 609] vs 12 465 [11 957; 13 911],  $p < 0.001$ ). Patients in the No healthcare

coverage group spent more time in “emergency-only” dialysis (16.5 [6.5; 36.5] vs 0 [0; 7] days,  $p=0.002$ ) and had more ESRD-related complications (3 [1; 9] vs 1 [0; 1],  $p=0.02$ ) than patients with health coverage. Partial least square regression analysis show that the strongest independent predictor of healthcare costs was the number of ESRD-related complications ( $R^2_{Xy} = 0.96$ ).

### **Conclusion.**

This study is the first French cohort describing ESRD patients at their arrival in France with a medico-economic and outcome analysis. The absence of healthcare coverage and the subsequent “emergency-only” dialysis strategy are strongly associated with higher healthcare costs and more frequent ESRD-related complications in migrant patients with ESRD.

## **ABBREVIATIONS**

AME: *State Medical Aid*

ATIH: Agency for Data on Hospital Care

CKD: Chronic kidney disease

CSS: *Couverture Santé Solidaire*

DIM: Medical information department

DRG: diagnosis-related groups

ED: Emergency department

ESRD: End-stage renal disease

GHS: homogenous groups of stays

GHM: homogenous groups of patients

IOM: International Organization of Migration

ISN: International society of nephrology

OFII: French office for immigration and integration

PMSI: program for the medicalization of information systems

PUMA: *Protection Universelle Maladie*

SMUR: Mobile emergency and reanimation service

UNESCO: United Nations Educational, Scientific and Cultural Organization

## INTRODUCTION

Chronic kidney disease (CKD) affects 850 million people worldwide (11.2% of the world population), of which 5.3 to 10.5 million (0.1% of the world population) will progress to end-stage renal disease (ESRD) (1,2). The treatment is based on renal-replacement therapy by peritoneal dialysis, hemodialysis or ideally renal transplantation. Access to renal-replacement therapy suffers from important disparities between countries and may concern less than 10% of patients in low-income countries (2). Limited access to ESRD treatment is responsible for 2 to 7 million annual deaths worldwide (2–4).

Limited access to healthcare, particularly in the setting of ESRD diagnosis, lead people to immigrate in high-income country with broader availability of dialysis and improve healthcare quality for their kidney disease. Among the potentials factors influencing the decision to immigrate, 5 to 10% of migrants report healthcare access as the main reason to immigrate (5,6) but there is no specific study about kidney disease. Burden of migrants and refugees with ESRD in North America (7–10) and in Europe (11) is being increasingly studied and discussed by nephrologists. In Europe, a survey of the International Society of Nephrology (ISN) suggests that refugees represent about 1.5% of dialysis patients with a majority in the largest nephrology centers (12). The French Office for Immigration and Integration (OFII) estimates that migrant patients represent 1.6 to 3.2% of hemodialysis patients in France (unpublished data).

In France, migrants have poorer healthcare access, socioeconomic conditions, and housing access than the general population (5,13,14). Refugees, asylum-seekers and migrants working or being resident in France on a stable and regular basis have access to the Protection Universelle Maladie (PUMA) supplemented by the Couverture Santé Solidaire (CSS) which is a universal healthcare coverage and include maintenance dialysis (15–17). The State

Medical Aid (AME) is a healthcare coverage, including maintenance dialysis, for unemployed people or not being resident in France if they can prove its presence on French territory for at least 3 months (18). During these first 3 months, non-resident migrants may have access to the Emergency medical aid (AMU) which include maintenance dialysis. Complexity of procedures, availability of social workers, financial difficulties, and barrier language are likely to extend the period to obtain healthcare coverage by AMU and AME can lead to health aggravation of migrants with ESRD.

The “conventional” strategy of ESRD treatment includes three dialysis sessions per week, with clinical, biological and imaging surveillance, daily medication, treatments during the session, and reimbursement of transport to the dialysis center. Healthcare coverage limitation may constrain nephrologists to rely incomplete care, known as “degraded” strategies, the extreme being dialysis only in cases of vital emergency, known as the “emergency-only” strategy. Two comparative US studies have shown an association between “emergency-only” strategy with higher mortality, more frequent hospitalizations and higher healthcare costs than migrants which obtain healthcare coverage and being then treated by the “conventional” dialysis strategy (19,20).

In the French healthcare system, even if universal healthcare coverage, including maintenance dialysis, begins 3 months after a migrant’s arrival, we hypothesized that the waiting period to obtain universal healthcare coverage and the “emergency-only” strategy in migrants at their arrival in France could be more expensive for the French healthcare system and could generate additional ESRD-related complications than the “conventional” strategy. The aim of the present study was to compare the costs and the clinical outcomes in ESRD migrant patients with and without healthcare coverage during the next 3 months after their arrival in France.

## **METHODS**

### **Study design**

We conducted a retrospective cohort study of migrant patients with ESRD admitted for the first time for hemodialysis in our center over a 4-years period. The data used in this study was anonymized, approved and registered by the Health Data Portal of our institution under the reference PADS2-279. Reporting and redaction were made in accordance with the Strengthening the Reporting of Observational Studies (STROBE) guidelines.

### **Population**

We included all migrant patients aged 18 years or more with ESRD, treated by hemodialysis or with an indication for chronic dialysis on arrival in France, and who were received for the first time at the Center of Nephrology and Renal Transplantation in Marseille between May 1, 2014 and June 1, 2018. Migrants were defined as extra-European persons leaving their country of residence to live in France. We included refugees, defined as persons forced to leave their country in order to escape war, persecution or natural disaster, with asylum in France; asylum-seekers, defined as persons who are currently in demand to obtain asylum in France; and non-asylum-seeking migrants. Patients with acute kidney failure, treated with peritoneal dialysis and patients who had CKD without necessity for dialysis at their arrival in France were not included. Patients who left the center less than 3 months after the first dialysis were excluded from analysis.

### **Data collection**

Patients were screened from several sources: social service records from the social service of the Hospital de la Conception, notes taken during the daily medical staff and records from the Department of Medical Information (DIM). These sources were then cross-referenced, and inclusion criteria were checked for each patient to determine its eligibility. We collected

during the study period demographic data (age, sex, nationality, country of origin), administrative data (date of arrival in France, presence of family in national territory, mastery of French language, obtention of health coverage at arrival), and medical data (comorbidities, nephropathy, residual diuresis, type of vascular access, date of the first dialysis, date of the instauration of renal replacement therapy) from medical and social records. The occurrence of acute pulmonary edema, severe hyperkalemia, metabolic acidosis, severe hypertension, uremia-associated complication (for example pericarditis or encephalopathy) during the study period was considered as attributable to ESRD management strategy. Cardiovascular events and gastrointestinal hemorrhage occurring were also considered as related to the ESRD management strategy (**appendix 1**). Vascular access-related complications were also collected but not considered attributable to ESRD management strategy. We also collected long-term follow-up information, transfers in center with lighter modalities of hemodialysis, changes in the type of renal replacement therapy including transplantation, inscription in waiting list for transplantation and death.

### **Healthcare coverage status**

Patients were categorized in 2 groups according to their healthcare coverage status at their arrival in France. Patients with the PUMA coverage were assigned to the Health coverage group (16,17). Patients without PUMA coverage or with a touristic VISA were assigned to the No health coverage group (18). In the absence of VISA, patients in the No health coverage group may have benefit Emergency medical aid (AMU) triggered by social workers before obtention of AME to begin conventional dialysis (21).

### **ESRD Management**

Two strategies could be performed in the center depending on health coverage rights.



In the “emergency-only” strategy, patients had clinical and biological evaluation at an emergency department (ED) before being eventually admitted in the nephrology department to receive hemodialysis session in intensive care or chronic dialysis unit. To receive emergency-only hemodialysis, the patient must present ESRD-related complications described in **appendix 1** including acute pulmonary edema, hyperkalemia, symptomatic hypertension, metabolic acidosis, uremia-related symptoms. Transport could include medical monitoring if needed. Acute medical conditions not related to ESRD were managed at the ED. Depending on the hour, the patient could have a social workers assistance to request healthcare coverage. When the health coverage is operational, patients are switched to “conventional” strategy. In case of any medical condition with necessity of regular hemodialysis, the medical team could trigger conventional strategy even in the absence of health coverage.

The “conventional” strategy consisted in three regular dialysis sessions per week with transportation to the center. In case of acute ESRD-related complication, the patient could directly contact nephrology intensive care or chronic dialysis unit (depending on the hour and degree of emergency) to be admitted without mandatory passage to ED. This strategy implied also daily medication for ESRD including hypertension, CKD-Mineral and Bone Disorder, adjunctive dialysis treatments like iron therapy or erythropoiesis-stimulating agents and additional screening tests when needed, for example to evaluate arteriovenous fistula or cardiac function.

### **Economic analysis**

We performed a cost analysis based on the Society’s perspective. Total costs were calculated and compared between the two groups, corresponding to the difference in mean costs (expressed in Euros). Patients still alive were censored at the date of the end of the follow-up period, precisely 3 months after enrolment in the study. The economic analysis considered all

direct healthcare costs in relation with haemodialysis, transport and management care. All input data were collected individually and retrospectively for each patient enrolled into the study. This included costs relating to 1) administration of haemodialysis, which include haemodialysis sessions, transports performed by the Mobile Emergency Medical Services (SMUR) and ambulance transports, and 2) inpatient care for managing adverse events, ESRD-related complications and surveillance. For example, the total cost of each inpatient stay included the cost of the diagnosis-related groups (DRGs), with costs calculated according to the National Reference Costs (ENC), as well as any additional costs due to any short passages in ED, ongoing observation, amount of expensive molecules, or any transports except transfers between institutions already included in the National Reference Costs (ENC) estimates. As the follow-up time horizon was short, discounting was not applied. Unit costs were obtained from the French national health coverage system and inpatient costs derived for valuation of DRGs, according to CIM-10 coding, and based on 2017 hospital activity and associated expenditures, based on the ENC. The French public Agency for Data on Hospital Care (ATIH) database was used (22). In the study population, the CIM-10 codes 28, 11 and 10 were mainly observed. The ESRD healthcare cost was defined as the sum of hospital and transportation costs related to complications attributable to the management strategy of ESRD as detailed in **appendix 2**. The transport costs were based on national health coverage reimbursement rates for in-agglomeration transportation of 5 kilometers (23). Transport from out-hospital to our department were estimated to 68.75€ for an ambulance transportation and 23.62€ for a car/cab transportation. Transportation costs with personal or public means were considered as negligible. The cost transport between the ED and our department was included in the ENC estimates.

## **Statistical analysis**

Clinical characteristics upon enrolment were compared at inclusion in the study using either Student's t or Mann-Whitney (for quantitative variables), chi-squared or Fisher's exact tests (for qualitative variables), as appropriate. Descriptive statistics were performed on costs and secondary outcomes, in order to identify those characteristics that may influence cost outcomes and ESRD-related complications. The primary endpoint, quantitative data, was analysed using Mann-Whitney U test in accordance with the variable distribution. For the secondary endpoints, also quantitative data, similar descriptive analyses were conducted. Statistical significance was defined as  $p=0.05$  in two-sided tests. These analyses were performed using Microsoft Excel 365 ProPlus, PASW Statistics version 18.0.0 and JMP Statistics 14.2.0.

Due to a relative small sample size ( $N=25$ ), and in the context of multicollinearity of predictors, unstable inferences using standard linear regression models may occurred. Therefore, Partial Least Squares (PLS) regression was performed. PLS regression extracts a set of orthogonal factors called latent variables which are used to capture most of the information in the explanatory variables useful for predicting the dependent variable (24). First, pair-wise correlation matrix of the study variables was provided. Second, PLS regression models were developed and proportion of variance explained ( $R^2_{Xy}$ ) were taken as a measure of the models Goodness of Fit. The final model was optimized with a  $R^2_{Xy}$  value of 0.73 at three latent factors. Finally, PLS standardized regression coefficients were provided. For this analysis, we used the R packages "pls" and "plsdepot".

## RESULTS

### Population

We identified 33 patients eligible during the study period. Five patients (15.1%) did not meet the inclusion criteria: 3 of them were resident in France for several years before initiation of dialysis, one had CKD without need of dialysis at arrival and one died during dialysis in intensive care unit before contact with the nephrology team. Three patients (9.1%) did not complete the follow-up of three months and were excluded from analysis. Twenty-five patients were included (**figure 1**). The median age was 42.6 [31.7; 53.6] and most patients (60%) were male. 9 patients (36%) had undetermined nephropathy and half (52%) had significant residual diuresis (more than 500ml). **Table 1** describes baseline characteristics of the cohort and **table S1** summarizes parameters at admission.

### Healthcare coverage and dialysis strategy

Ten patients were categorized in the group with healthcare coverage because of rapid access to PUMA after their arrival: 2 patients with political refugee status and 3 with asylum request which benefits from PUMA respectively at the 1st, 7th and 13th day of their arrival; 2 patients were Franco-Algerian bi-national living in Algeria who returned in France respectively 2 and 42 months after hemodialysis initiation in Algeria ; 2 patients benefited from rights in other EU countries and one patient had already health coverage rights from a former stay in France. All those patients received the “conventional” strategy.

Fifteen patients were categorized in the group without healthcare coverage. All those patients were programmed to receive the “emergency-only” strategy. However, four of them (26.6%) needed a switch to the “conventional” strategy for medical reasons: one patient had superior vena cava syndrome and needed hospitalization for vascular procedure and anticoagulation, another patient was anuric (bilateral nephrectomy history) and 2 patients had severe ESRD-

related complications (uremic encephalopathy and hypertension with microangiopathy), respectively at day 1st, 4th, 12th and 23th from the first dialysis session in the center.

There were no significant differences between the two groups in terms of age, BMI, dialysis vintage, vascular access, region of origin, time since arrival, French language or presence of family in France.

### **Healthcare costs**

The use of health care resources in each group during the period study was compared in **Table 2**. Duration of “emergency-only” period was shorter in the group with health coverage at arrival compared to the group without health coverage (0 [0; 7.5] and 16 [6.5; 36.5] days,  $p = 0.002$ ). The median global healthcare cost was higher in the No health coverage group compared to the Health coverage group (€22 090 [16 141; 29 176] vs 12 930 [12 224; 15197],  $p < 0.001$ ). In the whole cohort, ESRD-related costs represented 90.1% of global healthcare costs. The median ESRD-related cost was higher in the group without health coverage group compared to the health coverage group (€20 813 [15 516; 28 609] vs 12 465 [11 957, 13 911],  $p < 0.001$ ). The No health coverage group spent more time at hospital compared to the health coverage group especially in intensive care (2 [0; 9.5] vs 0.5 [0; 2] days,  $p = 0.002$ ), where emergency dialysis were performed. ED visits and SMUR transportation were also more frequent (4 [2; 7.5] vs 1 [1; 2] and 2 [1; 6] vs 0.5 [0; 1] respectively;  $p = 0.002$  and  $p = 0.011$ ). The total number of hemodialysis sessions (emergency-only and conventional) over the study period was not significantly different between the two groups (38.5 [33; 39] vs 36 [27.5; 37.5],  $p = 0.14$ ) (**Table 2**).

### **ESRD-related complications**

The median number of ESRD-related complications was higher in the group without health coverage compared to the health coverage group (3 [1; 9] vs 1 [0; 1],  $p = 0.023$ ) (**Table 2**). In

the whole cohort, 105 ESRD-related complications occurred during 2250 days of follow-up but most of them (n=96, 91.4%) occurred during “emergency-only” period and only 9 occurred during conventional dialysis (**Figure 2**). The most frequent complications were severe hyperkalemia (n=46, 43.8%), acute pulmonary edema (n=32, 30.5%) and severe hypertension (n=20, 19.0%). Other complications included uremic encephalopathy (n=1), uremia-associated incoercible vomiting (n=1), severe metabolic acidosis (n=1) and acute coronary syndrome (n=4) in hypertensive context. One patient needed percutaneous coronarography and was treated with transluminal angioplasty of a coronary lesion. 75 of these complications (71.4%) required SMUR transportation for emergency dialysis session. During the study period, we also observed 5 vascular access complications: one superior vena cava syndrome, two catheter-related bacteremia, one AVF drainage vein thrombosis and one digital ischemia from AVF steal syndrome. Other medical conditions unrelated to ESRD during the follow-up were septic knee arthritis, community-acquired pneumonia, uncontrolled diabetes mellitus and cardiac defibrillator placement for a preexisting cardiopathy.

### **Predictors of ESRD healthcare costs**

**Table 3** depicts the correlation between predictors and the response variable estimated. The absence of health coverage ( $r=0.72$ ,  $p<0.001$ ), the number of ESRD-related complications ( $r=0.55$ ,  $p=0.004$ ), ED visits ( $r=0.50$ ,  $p=0.010$ ) and SMUR transportation ( $r=0.48$ ,  $p=0.014$ ) were significantly correlated ( $p<0.05$ ) with ESRD-related healthcare cost variable. Time spent on conventional hemodialysis was negatively correlated with ESRD-related healthcare cost variable ( $r= -0.53$ ,  $p=0.006$ ). Some predictors were also correlated with each other; for example the number of ESRD-related complications were positively correlated with the ESRD-related healthcare cost ( $r= 0.56$ ,  $p=0.004$ ) and negatively correlated with the number of hemodialysis sessions ( $r= -0.50$ ,  $p=0.043$ ) and the time spent in conventional hemodialysis ( $r= -0.83$ ,  $p=0.006$ ).

**Table 4a** and **4b** present the results of PLS regression. The models' components were chosen by maximizing the variance in the dependent variable (ESRD-related healthcare costs): three components were fitted on the PLS model, explaining 73.0% of the variance in ESRD healthcare costs (Table 4a). **Table 4b** provides the value of the correlation between each component and each predictive variable, in specifying the direction of the relation (columns X-loadings).

A range of predictive variables had strong associations with total healthcare cost ( $R^2_{Xy} > 0.80$ ). ESRD-related complications and time in "Conventional" strategy were the most relevant predictor variables, followed by the number of SMUR transportations and ED visits; ESRD-related complications, SMUR transportations and ED visits were positively associated with total healthcare cost (standardized  $\beta = 0.888, 0.019$  and  $0.040$ ;  $R^2 = 0.960, 0.932$  and  $0.884$ , respectively); the association was inverse for time in "Conventional" strategy (standardized  $\beta = -0.014$ ;  $R^2 = 0.921$ ).

### **Long-term follow-up**

After a median follow-up time of 2.6 [2.1 ; 3.8] years, 11 patients (44%) were still under renal-replacement therapy in our center, 13 patients (52%) were transferred in others hemodialysis center and one patient (4%) was lost. None had been transferred to peritoneal dialysis. Two patients underwent kidney transplantation, one in our center and another after transfer in another transplantation center and six patients were on transplantation waiting list. Three patients died: two patients 77 and 58 years, both with advanced cardiopathy and another 35 years old, from an infectious complication in the first year after transplantation.

## DISCUSSION

This is the first French cohort describing ESRD patients at their arrival in France with a medico-economic and outcome analysis. We found that absence of health coverage in the first 3 months increased global healthcare cost and ESRD-related complications with subsequent acute care utilization. These results favor our initial hypothesis that medical care with universal health coverage for migrants arriving in France is the best strategy from both medical and economic point of view.

The medico-economic analysis tried to fit as much as possible to the reality of public healthcare depenses in a societal perspective. In our study, healthcare costs unrelated to ESRD represented less than 10%. ESRD-related healthcare costs are strongly and independently associated to ESRD-related complications and to ED visits, SMUR transports and in-hospital stays as observed in the first component of the PLS regression. The former variables, which represent the acute care management, are intimately connected and the PLS regression categorizes them as the same latent variable. Another strong determinant is the time spent in “emergency-only” dialysis, which basically works by waiting for complications and therefore triggers avoidable healthcare depenses. Noteworthy, Migrant patient with cardiopathy history has a full-fledged impact in the healthcare cost in relation with greater dialytic needs as show in component 2 of the PLS regression. In our cohort, migrant have median dialysis vintage around 3 years before their arrival in France. Similarly to the literature data, we observed in component three of the PLS regression that irregular dialysis in long-term dialysis patients increased the ESRD cost probably due to the accumulated morbidity related to the dialysis condition.

Our analysis shows that patients without health coverage at their arrival in France undergo more acute pulmonary edema, hyperkalemia and hypertension episodes than patient with



effective coverage. Nearly all of the complications occurred during the “emergency-only” dialysis period, which is longer in patients without healthcare coverage at arrival. Four patients even needed transfer from “emergency-only” to conventional strategy, suggesting that this degraded strategy is not sufficient to manage severe medical condition or increases the gravity of complications related to ESRD. These considerations strongly suggest that early use of conventional thrice-a-week dialysis strategy is likely to provide protection against ESRD-related complications. Interestingly, during the first three months, the number of hemodialysis sessions was not significantly different between groups. This highlights that regular frequency in dialysis session is the key parameter to reduce the incidence of ESRD-related complications.

Two comparative US studies shows that emergency-only strategy was associated with higher mortality, more hospitalizations and higher healthcare cost than conventional dialysis over longer study periods (19,20). However, US healthcare system does not provide universal healthcare coverage to non-resident migrant and “emergency-only” dialysis could last for years. In France, the 2nd Pasqua law of August 24, 1993, relating to the control of immigration and the conditions of entry, reception and residence of foreigners, makes the affiliation to the health coverage subject to the regularity of the residency. Finally, according to the finance law of December 30, 2003, a condition of stability of a 3-month residency in France is opposed to any foreigner in order to claim health coverage regardless of the legality of the residency. The waiting situation of migrant patients after their arrival to obtain healthcare coverage is the result of these different legislations, which intended to reduce public expenses but are harmful for patients. Facilitating the health coverage in migrant population will probably result in health system and societal benefits.

Our work has significant limitations. The little sample size, the possible center effect and selection bias are inherent to its retrospective and monocentric study. We did not include patients who only had transient dialysis and left the center before obtaining health coverage. Moreover, our study only highlights correlation and not causality between the absence of health coverage and a lower efficiency of our healthcare system.

In the current state of the French legislation, ESRD migrant patients at their arrival in France without health coverage have not access to thrice-a-week dialysis. In reaction, nephrologists are forced to use degraded strategy like “emergency-only” dialysis. Our data suggests that “emergency-only” dialysis leads to ESRD-related complications and is not cost-effective. If degraded strategy has to be implemented, a regular frequency in dialysis session is surely more efficient than emergency-only dialysis on clinical outcome and healthcare cost. However, the proven standard-of-care in hemodialysis patients remains three weekly dialysis sessions. Our legislation has to evolve in order to allow nephrologists to provide the optimal care for all patients with ESRD.

## **CONCLUSION**

Our study provides evidence that immediate health coverage access to ESRD migrant at their arrival in France is associated with less ESRD-related complications and few related healthcare costs. The associated morbidity and lack of economic benefit of the “emergency-only” strategy in migrant patients with ESRD should prompt nephrologists to avoid this strategy and implement the “conventional” strategy regardless of the health coverage status.

We have submitted the MIROIR project (MIgRants: Organization and Innovation in Renal care) in response to the Direction Générale de la Santé (DGOS) call for proposals for a research and evaluation plan for the performance of the healthcare system (PREPS).

## **Acknowledgements**

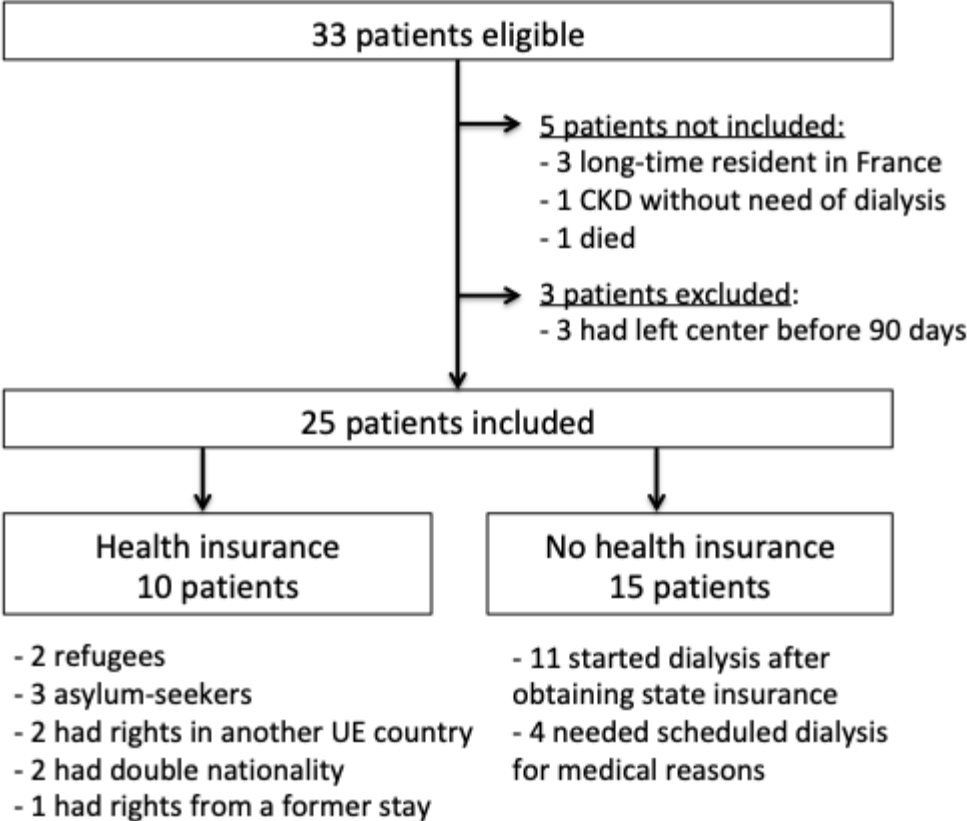
The authors thank Alexandra Elbakyan for help in the literature review.

## **Conflict of interest**

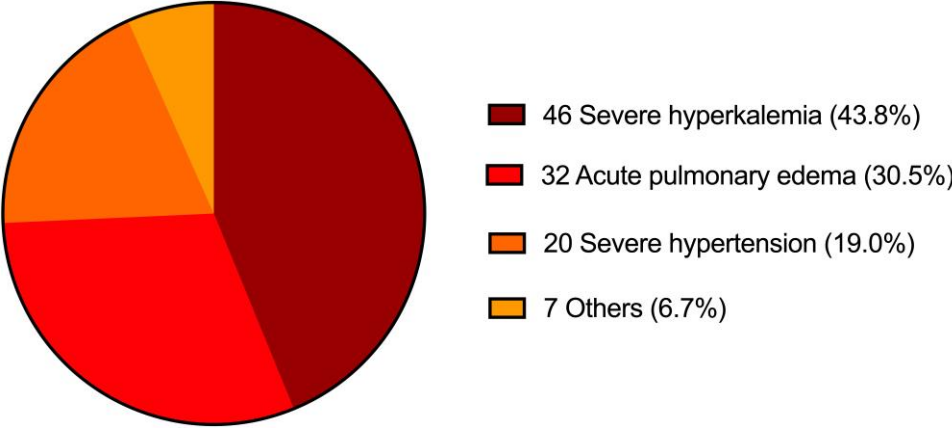
The authors have no conflict of interest to declare.

**FIGURES**

**Figure 1. Flow chart of the study**



**Figure 2. ESRD-related complications in the whole cohort during the study period**



**Table 1. Baseline characteristics of the patients.**

	<b>Population N = 25</b>
<b>Age</b>	42.6 [31.7 ; 53.6]
<b>Women</b>	10 (40%)
<b>BMI</b>	22 [19 ; 25.8]
<b>Comorbidities</b>	
- Hypertension	21 (84%)
- Diabetes mellitus	5 (20%)
- Renal transplantation	1 (4%)
- Cardiopathy	6 (24%)
<b>Nephropathy</b>	
- Undetermined	9 (36%)
- Interstitial	6 (24%)
- Diabetic	5 (20%)
- Glomerular	2 (8%)
- Vascular	2 (8%)
- Hereditary	1 (4%)
<b>Residual diuresis</b>	13 (52%)
<b>Time on dialysis, months</b>	36 [10 ; 54]
<b>Vascular access at admission</b>	
AVF	16 (64%)
Catheter	4 (16%)
None	5 (20%)
<b>Region of origin</b>	
North Africa	11 (44%)
Balkans / Caucasus	7 (28%)
Sub-Saharan Africa	4 (12%)
Middle East	2 (8%)
Asia	1 (4%)
<b>Time since arrival in France, days</b>	2.5 [0.5 ; 8]
<b>Health coverage at arrival</b>	10 (40%)
<b>Family in France</b>	11 (44%)
<b>French-speaking</b>	9 (36%)
<b>Tourist VISA</b>	6 (24%)

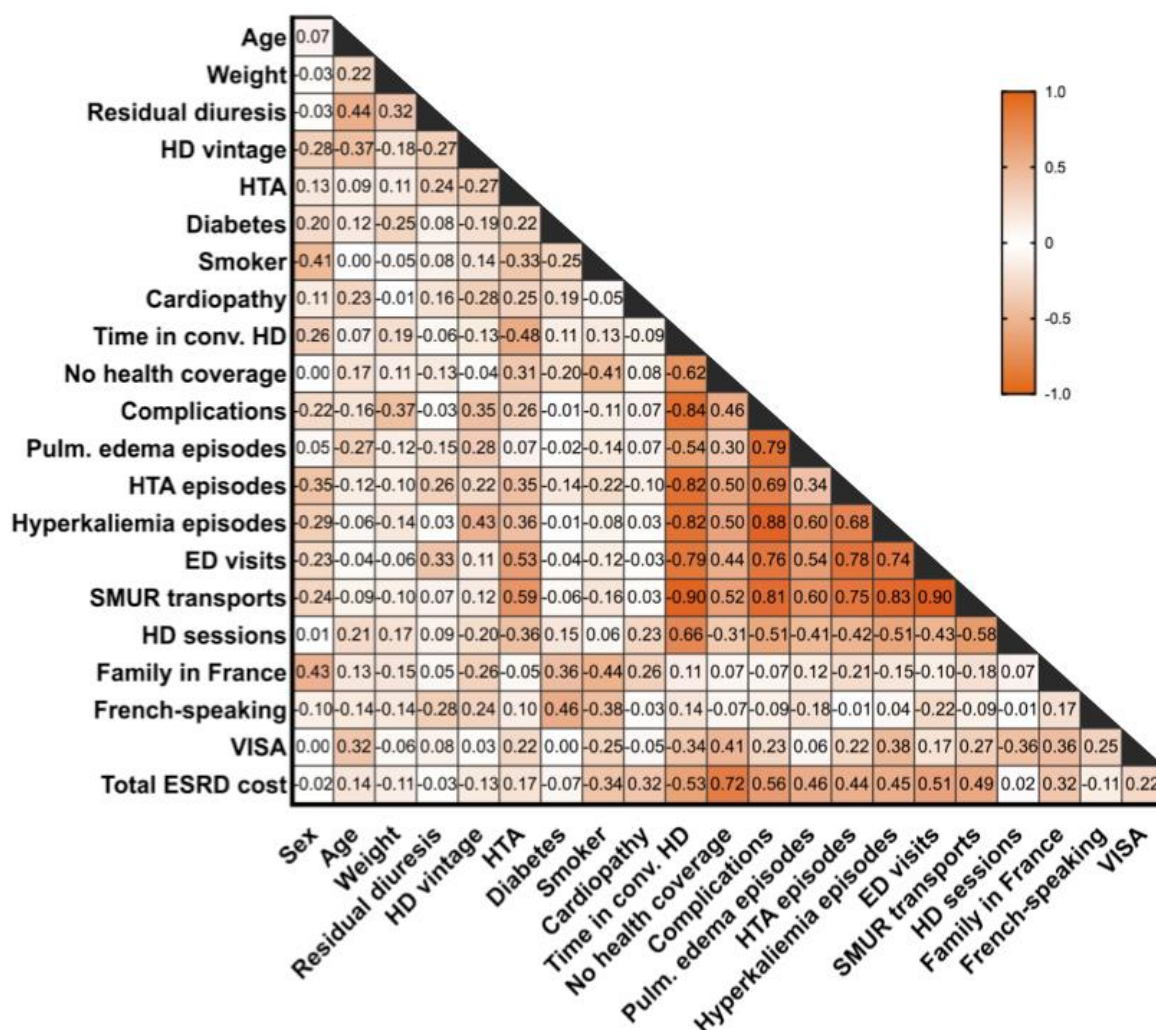
*AVF, arteriovenous fistula ; IQR, interquartile range ; NS, non-significant.* Qualitative variables are described with number and percentage. Quantitative variables are described by median and interquartile range (IQR).

**Table 2. Healthcare use and costs in patients with and without health coverage costs in the next 3 months after arrival in France**

	<b>Health coverage N = 10</b>	<b>No health coverage N = 15</b>	<b>P</b>
Global healthcare cost	12 930 [12 224; 15 197]	22 090 [16 141; 29 176]	< 0.001
ESRD-related healthcare cost:	12 465 [11 957; 13 911]	20 813 [15 516; 28 609]	< 0.001
“Emergency-only” strategy duration, days	0 [0; 7]	16 [6.5; 36.5]	0.002
“Emergency-only” period			
- Dialysis sessions	0.5 [0; 2]	4 [1.5; 8]	0.003
- SMUR transports	0 [0; 1]	2 [1; 5]	0.01
“Conventional” period			
- Dialysis session	38.5 [33; 39]	32 [22; 35.5]	0.01
Days at hospital			
- In intensive care	0.5 [0; 1]	2 [0; 9.5]	0.002
- In conventional unit	0 [0; 0]	4 [2; 7.5]	0.06
ED visits	1 [1; 2]	4 [2.5; 8]	0.002
SMUR transports	0.5 [0; 1]	2 [1; 6]	0.011
Dialysis sessions	38.5 [33; 39]	36 [27.5; 37.5]	0.14
ESRD-related complications	1 [0; 1]	3 [1; 9]	0.023

*ED: Emergency department; ESRD: End-stage renal disease; SMUR: Mobile emergency and reanimation service.* The costs are expressed in euros (€) over three months after first dialysis. Quantitative variables are described by median and interquartile range (IQR). Comparisons are performed with the U Mann-Whitney test for independent samples.

**Table 3: Pair-wise correlation matrix of study variables**



Qualitative variables are tested with U-Mann Whitney rank sum test; quantitative variables are tested with spearman correlation test = rho.

*Sex: female sex; HD vintage: Hemodialysis vintage; HTA: history of hypertension; Time in conv. HD: Time spent in conventional dialysis strategy; Complications: number of complications overall the study period; ED: Emergency department; SMUR: Mobile emergency and reanimation service; HD session: number of HD sessions overall the study period*



**Table 4a. Summary of the PLS model results.**

Model	Component	R <sup>2</sup> X (%)	Cumulative R <sup>2</sup> X (%)	R <sup>2</sup> Y (%)	Cumulative R <sup>2</sup> Y (%)
PLS	First	26.0	26.0	38.3	38.3
	Second	16.9	42.9	25.5	63.8
	Third	10.0	52.9	9.2	73.0

The models' components were chosen by maximizing the variance in Y (dependent variable).

Three components were fitted on the PLS model, explaining 73.0% of the variance in Y. The

first 3 components explained 52.9% of the variation in predictive variables

*R<sup>2</sup>X; R-square scores for the independent variables; R<sup>2</sup>Y: R-square scores for the dependent variable (ESRD-related healthcare cost)*

**Table 4b. Standardized PLS regression coefficients using 3 components and cumulative R-squared in predicting ESRD-related costs.**

	ESRD-related costs				Cumulative R-squared ( $R^2_{XY}$ )***
	Standardized Beta*	X-Loadings**			
		First Component	Second Component	Third Component	
Sex (female)	0.040	0.024	0.246	<b>-0.353</b>	0.410
Age	0.087	0.021	0.243	-0.268	0.307
Weight	-0.052	-0.077	0.055	-0.088	0.044
Residual diuresis	-0.237	-0.032	-0.251	-0.319	0.198
Hemodialysis vintage	-0.017	0.025	-0.278	<b>0.368</b>	0.480
Hypertension	-0.027	0.218	-0.021	-0.308	0.350
Diabetes	-0.037	0.103	0.286	-0.330	0.254
Smoker	-0.079	-0.292	-0.155	0.292	0.534
Cardiopathy	0.351	0.111	<b>0.368</b>	0.024	0.432
Time spent in conventional HD	-0.014	<b>-0.419</b>	0.319	-0.045	<b>0.921</b>
No health coverage	0.402	<b>0.372</b>	0.105	0.108	0.547
Complications	0.089	<b>0.420</b>	-0.310	0.172	<b>0.960</b>

Pulmonary edema episodes	0.253	0.318	-0.120	0.336	0.617
HTA episodes	0.119	0.338	-0.278	0.228	0.726
Hyperkalemia episodes	-0.008	<b>0.353</b>	-0.351	-0.053	<b>0.801</b>
ED visits	0.040	<b>0.401</b>	-0.328	0.047	<b>0.884</b>
SMUR transports	0.019	<b>0.409</b>	-0.342	0.036	<b>0.932</b>
HD sessions	0.301	-0.306	<b>0.363</b>	0.095	0.730
Family in France	0.225	0.199	0.299	-0.256	0.522
French-speaking	-0.073	0.112	-0.076	-0.142	0.099
VISA	0.042	0.253	-0.012	-0.249	0.345

\* Standardized coefficients allow for interpretation in terms of standard deviations; for example, an increase by 1 standard deviation in the number of Complications increases by 0.089 standard deviation ESRD-related costs.

\*\* X-loadings; the loadings captured the proportion of explained variance by each predictive variable, in specifying the direction of the relation (i.e., capture correlation between components and predictive variables); in black: |X-loadings| >0.35 for significant relation

\*\* Cumulative R-squared gives the cumulative proportion of variance explained for each variable

	<b>Population N = 25</b>
Time since last dialysis (days)	4 [3 ; 7]
Acute indication	
- No complication	5 (20%)
- Hyperkalemia	7 (28%)
- Pulmonary edema	4 (16%)
- Severe hypertension	4 (16%)
- Other / unknown	5 (20%)
Arterial blood pressure (mmHg)	
- Systolic	153 [139 ; 162]
- Diastolic	84 [73 ; 97]
Sodium (mmol/l)	138 [135.5 ; 141]
Potassium (mmol/l)	5.8 [5.4 ; 6.45]
Bicarbonate (mmol/l)	18 [16 ; 20]
Azotemia (mmol/l)	27.5 [22 ; 36]
Serum Creatinine ( $\mu$ mol/l)	1185 [875 ; 1420]
Hemoglobin (g/dl)	11.2 [8.5 ; 12.3]
Ultrafiltration rate (ml/kg/h)	8.6 [2.7 ; 11.6]
Duration (minutes)	240 [240 ; 240]

**Table S1. Baseline characteristics at initiation of dialysis**

Qualitative variables are described with number and percentage. Quantitative variables are described by median and interquartile range (IQR).

## REFERENCES

1. A Hidden Epidemic: More than 850 Million Suffer from Kidney Diseases Worldwide, Organizations Report | Kidney News [Internet]. [cité 5 févr 2020]. Disponible sur: <https://www.kidneynews.org/kidney-news/features/hidden-epidemic-more-than-850-million-suffer-from-kidney-diseases-worldwide-organizations-report>
2. Download the GKHA [Internet]. [cité 5 févr 2020]. Disponible sur: <https://www2.theisn.org/GKHA>
3. Liyanage T, Ninomiya T, Jha V, Neal B, Patrice HM, Okpechi I, et al. Worldwide access to treatment for end-stage kidney disease: a systematic review. *The Lancet*. 16 mai 2015;385(9981):1975-82.
4. Luyckx VA, Tonelli M, Stanifer JW. The global burden of kidney disease and the sustainable development goals. *Bull World Health Organ*. 1 juin 2018;96(6):414-422D.
5. Kaoutar B, Mathieu-Zahzam L, Lebas J, Chauvin P. [Health of immigrant population of consultants at the Baudelaire outpatient clinic in Saint-Antoine hospital in Paris, France]. *Bull Soc Pathol Exot* 1990. mai 2012;105(2):86-94.
6. Observatoire européen de l'accès aux soins. L'accès aux soins des personnes sans autorisation de séjour dans 11 pays d'Europe rapport de l'enquête 2008. Paris: Médecins du monde; 2009.
7. Campbell GA, Sanoff S, Rosner MH. Care of the undocumented immigrant in the United States with ESRD. *Am J Kidney Dis Off J Natl Kidney Found*. janv 2010;55(1):181-91.
8. Raghavan R. Caring for Undocumented Immigrants With Kidney Disease. *Am J Kidney Dis Off J Natl Kidney Found*. 2018;71(4):488-94.
9. Rizzolo K, Novick TK, Cervantes L. Dialysis Care for Undocumented Immigrants With Kidney Failure in the COVID-19 Era: Public Health Implications and Policy Recommendations. *Am J Kidney Dis*. 1 août 2020;76(2):255-7.
10. Perl J, McArthur E, Tan VS, Nash DM, Garg AX, Harel Z, et al. ESRD among Immigrants to Ontario, Canada: A Population-Based Study. *J Am Soc Nephrol JASN*. juill 2018;29(7):1948-59.
11. Van Biesen W, Vanholder R, Hernandez T, Drewniak D, Luyckx V. Caring for Migrants and Refugees With End-Stage Kidney Disease in Europe. *Am J Kidney Dis Off J Natl Kidney Found*. mai 2018;71(5):701-9.
12. Biesen WV, Vanholder R, Vanderhaegen B, Lameire N, Wanner C, Wiecek A, et al. Renal replacement therapy for refugees with end-stage kidney disease: an international survey of the nephrological community. *Kidney Int Suppl*. 1 déc 2016;6(2):35-41.
13. Lebano A, Hamed S, Bradby H, Gil-Salmerón A, Durá-Ferrandis E, Garcés-Ferrer J, et al. Migrants' and refugees' health status and healthcare in Europe: a scoping literature review. *BMC Public Health* [Internet]. 30 juin 2020 [cité 8 sept 2020];20. Disponible sur: <https://www.ncbi.nlm.nih.gov/pmc/articles/PMC7329528/>
14. Kaoutar B, Gatin B, de Champs-Leger H, Vasseur V, Aparicio C, de Gennes C, et al. [Socio-demographic characteristics and health status of patients at a free-of-charge outpatient clinic in Paris]. *Rev Med Interne*. nov 2014;35(11):709-14.
15. HCDH | Pacte international relatif aux droits économiques, sociaux et culturels [Internet]. [cité 5 févr 2020]. Disponible sur: <https://www.ohchr.org/FR/ProfessionalInterest/Pages/CESCR.aspx>
16. Qu'est-ce que la protection universelle maladie (Puma) ? [Internet]. [cité 5 févr 2020]. Disponible sur: <https://www.service-public.fr/particuliers/vosdroits/F34308>

17. Complémentaire santé solidaire (CSS) [Internet]. [cité 5 févr 2020]. Disponible sur: <https://www.service-public.fr/particuliers/vosdroits/F10027>
18. Qu'est-ce que l'aide médicale de l'État (AME)? [Internet]. [cité 5 févr 2020]. Disponible sur: <https://www.service-public.fr/particuliers/vosdroits/F3079>
19. Cervantes L, Tuot D, Raghavan R, Linas S, Zoucha J, Sweeney L, et al. Association of Emergency-Only vs Standard Hemodialysis With Mortality and Health Care Use Among Undocumented Immigrants With End-stage Renal Disease. *JAMA Intern Med.* 1 févr 2018;178(2):188-95.
20. Nguyen OK, Vazquez MA, Charles L, Berger JR, Quiñones H, Fuquay R, et al. Association of Scheduled vs Emergency-Only Dialysis With Health Outcomes and Costs in Undocumented Immigrants With End-stage Renal Disease. *JAMA Intern Med* [Internet]. 21 déc 2018 [cité 8 janv 2019]; Disponible sur: <https://jamanetwork.com/journals/jamainternalmedicine/fullarticle/2719198>
21. La prise en charge des soins urgents [Internet]. [cité 26 sept 2020]. Disponible sur: [https://www.complementaire-sante-solidaire.gouv.fr/soins\\_urgents.php](https://www.complementaire-sante-solidaire.gouv.fr/soins_urgents.php)
22. ENC MCO Données 2017 | Publication ATIH [Internet]. [cité 21 sept 2020]. Disponible sur: <https://www.atih.sante.fr/enc-mco-donnees-2017>
23. Ambulance et véhicule sanitaire léger (VSL) - professionnels | service-public.fr [Internet]. [cité 21 sept 2020]. Disponible sur: <https://www.service-public.fr/professionnels-entreprises/vosdroits/F22121>
24. Abdi H. Partial least squares regression and projection on latent structure regression (PLS Regression). *WIREs Comput Stat.* 2010;2(1):97-106.

## **APPENDIX 1. ESRD-related complications**

- Acute pulmonary edema: presence of signs of respiratory distress with necessity of oxygen, due to a state of pulmonary overload that improves with ultrafiltration.
- Hyperkalemia: defined by association of blood potassium greater than 6.5mM and electrocardiographic disorders related to hyperkalemia.
- Metabolic acidosis: defined as the association of a blood pH below 7.38 and a level of blood bicarbonate below 22mM.
- Severe arterial hypertension: combination of hypertension above 180/110 mmHg and symptoms attributable to hypertension regressing with the decrease of the blood pressure.
- Uremia-associated complications: pericarditis, encephalopathy or any complication associated to ESRD with need of hospital admission
- Acute coronary syndrome: defined by the association of acute chest discomfort and compatible electrocardiographic modifications (ST-segment elevation or depression, T-wave inversion, flat T-wave).
- Stroke: focal neurological deficit of abrupt onset with a brain imaging compatible with transient arterial ischemic attack (TIA), constituted cerebral infarction, or cerebral hemorrhage.
- Acute limb ischemia: association of a sharp pain in a limb with clinical signs of interrupted arterial blood flow in distal arteries.
- Digestive hemorrhage: occurrence of bleeding whose origin is between the mouth and the anal canal.

## APPENDIX 2. Hospital stays and management strategy of ESRD

Hospital stays (GHM) related to the management of ESRD		Cost (€)
01M122	Other nervous system disorders, level 2	3702
04M111	Respiratory signs and symptoms, level 1	969
04M131	Pulmonary edema and respiratory distress, level 1	1745
04M132	Pulmonary edema and respiratory distress, level 2	4847
04M13T	Pulmonary edema and respiratory distress, very short duration	1258
05K051	Vascular stents with myocardial infarction, level 1	4975
05M09T	Heart failure and circulatory shock, very short duration	1033
05M13T	Chest pain, very short duration	821
05M17T	Other conditions of the circulatory system, very short	813
10C081	Other interventions for endocrine and metabolic disorders, level 1	2997
10M162	Metabolic disorders, age over 17 years, level 2	2708
10M163	Metabolic disorders, age over 17 years, level 3	4644
10M16T	Metabolic disorders, age over 17 years, very short duration	728
11K021	Renal failure, with dialysis, level 1	2233
11K022	Renal failure, with dialysis, level 2	6872
11K023	Renal failure, with dialysis, level 3	12855
11K024	Renal failure, with dialysis, level 4	23476
11K02J	Renal failure, with dialysis, outpatient	2217
11M06T	Renal failure, without dialysis, very short term	916
16M11T	Other disorders of the erythrocyte lineage, very short duration	958
21M161	Other iatrogenic complications not elsewhere classified, level 1	1749
23M20T	Other symptoms and reasons for seeking care for CMD 23, very short term	762
28Z04Z	Hemodialysis, in sessions	319

*CMD: Major diagnostic categories ; ESRD: End-stage renal disease ; GHM, homogenous groups of patients.*



<b>Hospital stays (GHM) unrelated to the management of ESRD</b>		<b>Cost (€)</b>
01M221	Migraines and headaches, level 1	1021
05C191	Cardiac defibrillator placement, level 1	15646
05C211	Creation and repair of arteriovenous fistulas for CMD 05, level 1	2614
05C21J	Creation and repair of arteriovenous fistulas for CMD 05, ambulatory	1782
05K101	Vascular Diagnostic Procedures, Level 1	1881
05K261	Therapeutic acts on vascular accesses or veins by vascular route, age over 17 years, level 1	2259
06M18T	Symptoms and other health care utilization of CMD 06, very short term	685
08C611	Major Interventions for Osteoarticular Infections, Level 1	5332
10M022	Diabetes, age over 35 years, level 2	2670
11C091	Creation and repair of arteriovenous fistulas for CMD 11, level 1	2093
11C09J	Creation and repair of arteriovenous fistulas for CMD 11, ambulatory	1610
23M101	Surgical follow-up care, level 1	1414

*CMD: Major diagnostic categories ; ESRD: End-stage renal disease ; GHM, homogenous groups of patients*

## SERMENT D'HIPPOCRATE

Au moment d'être admis(e) à exercer la médecine, je promets et je jure d'être fidèle aux lois de l'honneur et de la probité.

Mon premier souci sera de rétablir, de préserver ou de promouvoir la santé dans tous ses éléments, physiques et mentaux, individuels et sociaux.

Je respecterai toutes les personnes, leur autonomie et leur volonté, sans aucune discrimination selon leur état ou leurs convictions. J'interviendrai pour les protéger si elles sont affaiblies, vulnérables ou menacées dans leur intégrité ou leur dignité. Même sous la contrainte, je ne ferai pas usage de mes connaissances contre les lois de l'humanité.

J'informerai les patients des décisions envisagées, de leurs raisons et de leurs conséquences.

Je ne tromperai jamais leur confiance et n'exploiterai pas le pouvoir hérité des circonstances pour forcer les consciences.

Je donnerai mes soins à l'indigent et à quiconque me les demandera. Je ne me laisserai pas influencer par la soif du gain ou la recherche de la gloire.

Admis(e) dans l'intimité des personnes, je tairai les secrets qui me seront confiés. Reçu(e) à l'intérieur des maisons, je respecterai les secrets des foyers et ma conduite ne servira pas à corrompre les mœurs.

Je ferai tout pour soulager les souffrances. Je ne prolongerai pas abusivement les agonies. Je ne provoquerai jamais la mort délibérément.

Je préserverai l'indépendance nécessaire à l'accomplissement de ma mission. Je n'entreprendrai rien qui dépasse mes compétences. Je les entretiendrai et les perfectionnerai pour assurer au mieux les services qui me seront demandés.

J'apporterai mon aide à mes confrères ainsi qu'à leurs familles dans l'adversité.

Que les hommes et mes confrères m'accordent leur estime si je suis fidèle à mes promesses ; que je sois déshonoré(e) et méprisé(e) si j'y manque.



## **ABSTRACT**

### **Introduction.**

In the setting of migration, extra-European patients with end-stage renal disease (ESRD) have a lower access to renal replacement therapy (RRT). Healthcare coverage access at arrival in France may influence hemodialysis strategy during the first 3 months. We aimed to study clinical healthcare costs and outcomes in this population in Marseille.

### **Methods.**

We conducted a retrospective cohort study of ESRD migrant patients admitted for hemodialysis in our center over a 4-years period. Patients were recently arrived in France and willing to stay regardless of their administrative status with a local follow-up of at least 3 months. The first group with access to Protection Universelle Maladie (PUMA) was compared to patients without access to PUMA. Patients with operational health coverage were scheduled in conventional dialysis and patients without health coverage had transient “emergency-only” dialysis before their rights were effective. We assessed the ESRD-related costs for the healthcare system and the medical outcomes during the 3-months period after arrival. Multivariate analysis was performed with partial least square regression.

### **Results.**

We included 25 patients aged in median 42.6 [31.7; 53.6] years old and 60% of them were males. Ten patients had access to PUMA on arrival and 15 patients did not. Baseline characteristics were similar between the two groups. Four patients (26%) in the No healthcare coverage group needed a switch from “emergency-only” to conventional strategy for medical reason. ESRD-related healthcare costs were also higher in the absence of medical coverage (20 813 [15 516; 28 609] vs 12 465 [11 957; 13 911],  $p < 0.001$ ). Patients in the No healthcare coverage group spent more time in “emergency-only” dialysis (16.5 [6.5; 36.5] vs 0 [0; 7] days,  $p=0.002$ ) and had more ESRD-related complications (3 [1; 9] vs 1 [0; 1],  $p=0.02$ ) than patients with health coverage. Partial least square regression analysis show that the strongest independent predictor of healthcare costs was the number of ESRD-related complications ( $R^2_{Xy} = 0.96$ ).

### **Conclusion.**

This study is the first French cohort describing ESRD patients at their arrival in France with a medico-economic and outcome analysis. The absence of healthcare coverage and the subsequent “emergency-only” dialysis strategy are strongly associated with higher healthcare costs and more frequent ESRD-related complications in migrant patients with ESRD.

### **Keywords :**

End-stage renal disease (ESRD), chronic kidney disease, hemodialysis, migrant patient.