



HAL
open science

Microalgae for livestock wastewater treatment: an overview

Rania Karoui

► **To cite this version:**

Rania Karoui. Microalgae for livestock wastewater treatment: an overview. Life Sciences [q-bio]. 2021. dumas-03186971

HAL Id: dumas-03186971

<https://dumas.ccsd.cnrs.fr/dumas-03186971>

Submitted on 31 Mar 2021

HAL is a multi-disciplinary open access archive for the deposit and dissemination of scientific research documents, whether they are published or not. The documents may come from teaching and research institutions in France or abroad, or from public or private research centers.

L'archive ouverte pluridisciplinaire **HAL**, est destinée au dépôt et à la diffusion de documents scientifiques de niveau recherche, publiés ou non, émanant des établissements d'enseignement et de recherche français ou étrangers, des laboratoires publics ou privés.



Distributed under a Creative Commons Attribution - NonCommercial - NoDerivatives 4.0 International License


AGROCAMPUS OUEST

CFR Angers CFR Rennes

<p>Année universitaire : 2019-2020</p> <p>Spécialité : Master Agros sciences, environnement, territoires, paysage, forêt</p> <p>Spécialisation : Transition, environnement, agriculture, milieux (TEAM-Milieus)</p> <p>Option : SEH</p>	<p>Mémoire de fin d'études</p> <p><input type="checkbox"/> d'ingénieur de l'École nationale supérieure des sciences agronomiques, agroalimentaires, horticoles et du paysage (AGROCAMPUS OUEST), école interne de l'institut national d'enseignement supérieur pour l'agriculture, l'alimentation et l'environnement</p> <p><input checked="" type="checkbox"/> de master de l'École nationale supérieure des sciences agronomiques, agroalimentaires, horticoles et du paysage (AGROCAMPUS OUEST), école interne de l'institut national d'enseignement supérieur pour l'agriculture, l'alimentation et l'environnement</p> <p><input type="checkbox"/> d'un autre établissement (étudiant arrivé en M2)</p>
---	---

Microalgae for livestock wastewater treatment: an overview.

Par : Rania KAROUI



Soutenu à Rennes le 16/03/2021

Devant le jury composé de :

Président : Dominique OMBREDANE

Examineur : Dominique OMBREDANE

Maître de stage : Éric DUMONT

Enseignant référent : Anne JAFFREZIC

Maître de stage : Olivier GONÇALVES

Les analyses et les conclusions de ce travail d'étudiant n'engagent que la responsabilité de son auteur et non celle d'AGROCAMPUS OUEST

Microalgae for livestock wastewater treatment: an overview

Acknowledgements

Foremost I would like to express my sincere gratitude to my advisor professor Anne JAFFRÉZIC for her immense knowledge, for the continuous support of my work, during the whole year, for her continuous encouragement, and especially for her patience and her positive and comprehensive attitude. Her guidance helped me in all the time of writing of this review. I could never have imagined having a better advisor.

Thank you, Ms. Anne!

My sincere thanks go also to my family, especially my parents Faïza and Khalifa and my brother Anas, as well as my friend Bega for their continuous caring and support.

Foreword

The initial objective of the internship was to determine whether air-washing water from hog buildings, which is highly (and exclusively) nitrogenous, can be used for the production of microalgae (*Chlorella vulgaris*) in photobioreactors. Experiments should first have been carried out in batch reactors in order to study, primarily, the influence of the ammonium ion concentration on the cultivation of *Chlorella vulgaris*. Water from a biological scrubber used in the laboratory (IMT-Atlantique) would have been used for the treatment of ammonia and would thus have constituted a real effluent, representative of the loaded water obtained in the livestock farming. Various parameters such as the duration and the intensity of illumination, as well as the temperature and the algal biomass produced, would have been investigated.

The bibliographical part of the subject dealing with photobioreactors for the treatment of, piggery effluents by algae and in particular *Chlorella vulgaris* have been already completed.

The detailed experimental protocol for the preliminary manipulations in Erlenmeyer's, as well as for the manipulations in batch was established.

Unfortunately, following the Covid-19 pandemic, access to the Lab has become forbidden because of the lockdown, making it impossible to continue on the same initial subject, which included a huge experimental part.

The new objective, which now consisted in carrying out a bibliographical synthesis on the treatment of liquid effluents generated by intensive pig, poultry and cattle farms with high nitrogen and phosphorus loads via the use of micro-algae, has led to the completion of the present work.

Glossary:

C: carbon

Ca²⁺: calcium

CI: confidence interval

Cl⁻: chloride

COD: Chemical oxygen demand

Cu²⁺: copper

DHA: docosahexaenoic acid

DM: dry material

EPS: extracellular polymeric substance

F²⁺: iron

HNO₃: Nitric acid

H₃PO₄: Phosphoric acid

Hrt, HRT: hydraulic retention time

K⁺: potassium

LED: Light-Emitting Diode

MBPBR: microalgae biofilm photobioreactor

Mg: magnesium

MJ: megajoule

Mn²⁺: manganese

N: nitrogen

Na⁺: sodium

NH₃, NH₃-N: ammonia

NH₄⁺, NH₄-N: ammonium nitrogen

NO²⁻: nitrite

NO³⁻: nitrate

P: phosphorus

PBR: photobioreactor

PO₄³⁻, PO₄-P: total orthophosphates

RABPBR, RAB: rotating microalga biofilm photobioreactor

SO₄²⁻: sulphate

T[°]: temperature

TN: total nitrogen

TP: total phosphorus

Zeolite: microporous, aluminosilicate minerals commonly used as commercial adsorbents and catalysts and as fertilizer, odor absorbent, and feed additive in agriculture (Król, 2020).

Zn²⁺: zinc

Table of contents

Introduction	1
1. Material and methods	2
2. Microalgae cultivation systems, biomass valorisation and by-products	2
2.1 Microalgae cultivation systems:	2
2.2 Microalgae biomass valorisation by-products and applications	7
3. Characteristics of the livestock manure effluents; swine, cattle and poultry wastes:	9
4. Wastewater and livestock manure effluents treatment technologies.....	15
5. Bioprocess for livestock wastes and effluents treatment: Photobioreactors and microalgae strains.	19
6. Efficiency and feasibility of these treatment: a critical overview	22
6.1. Efficiency:	22
6.2. Feasibility:	24
7. Conclusion.....	27

List of figures

Figure 1 : Diagram of the kinetics of algae growth. 1: Latency phase; 2: Acceleration phase; 3: Exponential phase; 4: Stationary phase; 5: Decay phase (Richmond, 2007).....	5
Figure 2 : Pictures of two types of algae tanks, circular tank on the left. raceway tanks on the right	6
Figure 3 : The different types of photobioreactors (Ben Amor, 2015).	6
Figure 4 : Commercial application of algae biomass (Montalvo et al., 2020).....	7
Figure 5 : Barplots of parameters with significant differences with a non-parametric Kruskal-WALLIS test analysis for alpha= 0.05 and 95 % of CI. All the other parameters have no significant differences for both the livestock farming type and effluent type factors.....	13
Figure 6 : Graphic outline of operated and critical stages for various livestock manure through combined crop-animal schemes in China. (adapted from Leenstra et al.,2019 and Awasthi et al., 2019)	15

List of tables

Table 1 : Summary of microalgal cultivation systems, purposes and production scales	3
Tableau 2 : Characteristics of livestock manure: literature review	10
Tableau 3 : Nutrients recovery (carbon (C), nitrogen (N), phosphorus (P) technologies from livestock manure digestate; reproduced from Montalvo et al. (2020).	17
Tableau 4 : Overview of manure treatment approaches; anaerobic digestion, reproduced from Yao et al., (2020).....	18
Tableau 5 : Microalgae strains for wastewater treatment and their nutrient removal efficiency adapted from Nwoba et al. (2020).....	20
Tableau 6 : Operating conditions of some PBR treating livestock and municipal wastewater reproduced from Abu Hasan et al. (2021) and Rios Pinto, Ferreira and Tasic (2021).	22
Tableau 7 : Energy requirement and harvesting efficiencies in microalgae biomass harvesting reproduced from Al-Jabri et al. (2020)	26

List of annexes:

Annex I: Characteristics of swine manure: literature review	i
Annex II: Characteristics of cattle manure: literature review	iii
Annex III: Characteristics of poultry manure: literature review.....	iv

Introduction

The growing production of livestock manures represent an issue for sustainable agricultural development (Awasthi et al., 2019). According to (Williams, 2013), 7% of worldwide greenhouse gas emissions are generated by the decomposition and the degradation of animal manures, mainly bovine and cattle slurries, swine slurries (Zheng et al., 2019) and poultry excreta (Mohan Singh et al., 2020). They provide a median calorific value of 5000 ± 1000 kcal/kg (Sahu et al., 2016) with methane (CH₄) emissions 8 to 10 times higher than CO₂ (Grant et al., 2015 ; Awasthi et al., 2019). A great amount of these manures are used as organic fertilizers. Thus, large quantities of their effluents are highly charged with ammonium (NH₄⁺), nitrite (NO₂⁻) and nitrate (NO₃⁻). Over the time, soil hold nutrients which reaches to natural water resources and creates environmental problems like eutrophication. Therefore, they must be treated before being discharged into nature. The removal of dissolved nitrogen from water is always an important subject of study. Removal can be achieved by physico-chemical (Dumont et al., 2019) or biological methods (Przytocka-Jusiak et al., 1984; Cai et al., 2013; Jia and Yuan, 2016; Amini, Amini Khoei and Erfanifar, 2019). However, physico-chemical methods (adsorption, chemical precipitation, reverse osmosis, ion exchange, air stripping, etc.) are not very effective when the water to be treated contains several forms of nitrogen simultaneously and at high concentrations (several hundred mg N.L⁻¹) (Dumont et al., 2019). Moreover, certain biological methods, such as denitrification processes, are currently not recommended because of the production of large quantities of nitrous oxide (N₂O), identified as one of the main greenhouse gases (Mezzari et al., 2013). Therefore, wastewater containing nutrients can be an alternative to high-cost nutrient media for the good growth of microalgae. This includes dairy wastewater (Kothari et al., 2013), municipal wastewater, poultry wastewaters (Ibekwe et al., 2017; Azam et al., 2019; Azam et al., 2020) and piggery wastewater (Zheng et al., 2019; Dumont et al., 2019; Azizi et al., 2020). Hence, the importance of taking into consideration the high concentrations of ammonium that can inhibit the growth of microalgae and consequently the need to optimize cultivation processes, in particular, using promising technologies such as Photobioreactors (Tam and Wong, 1996; Khan and Yoshida, 2008; Hady-Romdhane et al., 2012; Nwoba et al., 2016). Several species of microalgae, including *Chlorella vulgaris*, have been shown to be particularly tolerant to high ammonium concentrations (up to 1000 mg N. L⁻¹) and could be an interesting opportunity for the treatment of these waters (Kwon et al., 2020) in addition to their important commercial value for bioenergy, cosmetics and livestock feeds production (Montalvo et al., 2020). Therefore, the present work has the goal of presenting (I) the main forms of microalgae valorisation the characteristics of livestock effluents, (II) the characteristics of livestock effluents, (III) the most studied technologies to different scales of recovery of carbon, nitrogen and phosphorus and other nutrients from livestock wastes, (IV) the main characteristics and parameters of the processes involved in these technologies, and finally, their (V) efficiency and feasibility.

1. Material and methods

In order to characterize the different livestock manure effluents, a data review from several studies and literatures has been collected in the Table 2 and Annexes I, II and III, with a focus on piggery, cattle and poultry livestock wastes.

The collected data has been processed using the SPSS 23.0 software, with Kruskal-Wallis nonparametric test, as it contains independent variables. Then, a One-way ANOVA test followed by a post-Hoc test of Tukey were applied.

2. Microalgae cultivation systems, biomass valorisation and by-products

Microalgae are ubiquitous and omnipresent microphytes, they are defined as aquatic unicellular microorganisms that can be both found in freshwater and marine systems, in many shapes and sizes, ranging from three to ten micrometres. They grow and reproduce naturally in lakes, rivers, lagoons, sea and oceans and are capable of photosynthesis. Due to their photosynthetic adsorption and absorption potential, microalgae and mainly Chlorophyceae (green microalgae), are worldwide cultivated, for several purposes and within different scales (Table 1). They were firstly grown in large-scale systems, for food chain supply as human super aliment, mainly *Spirulina*, in open ponds in Germany (Hamed, 2016) before the rise of the industrial cultivation techniques.

2.1 Microalgae cultivation systems:

There are several ways and scales of cultivating microalgae. However, there are generally two modes of culture; continuous or batch culture.

Continuous cultivation mode:

In this mode of cultivation, the growing medium is continuously renewed. The volume of the culture is kept constant by the application of an inlet and outlet flow rate or an overflow that ensures the removal of excess volume (Table 1, Hadj-Romdhane et al, 2012). This cultivation method is essentially used to maintain a constant algal production from the point of view of the produced biomass. That is, to always maintain production in exponential phase (Figure 1; Filali et al, 2011; Cerón-García et al, 2012; Wang et al, 2013; Ben Amor, 2015). According to Ben Amor (2015), the material balances on biomass between t and $t+dt$ gives:

$$Q \cdot X \cdot dt + V dX = rV dt \quad (1)$$

With: Q = flow rate of liquid leaving the reactor ($L h^{-1}$) assumed to be equal to the inlet flow rate V = crop volume (L), X = cell concentration ($cell L^{-1}$ or $g \text{ dry matter } L^{-1}$) and r : growth rate equal to μX with μ specific growth rate (h^{-1}). The growth rate r is defined as the change in the number of cells or weight of the biomass in a well-defined time and per unit of volume. Different models have been developed to estimate μ . The best-known model is based on Monod's law in the case of growth limitation by light or carbon substrate. At steady state and in a continuous culture, the biomass rate is stable, so we have:

$$\mu = \frac{Q}{V} = D \quad (2)$$

With D the dilution factor (Ben Amor, 2015).

Table 1 : Summary of microalgal cultivation systems, purposes, and production scales

Microalgae strains	Biomass production	Country	Microalgae culture purposes	Treatment process : reactors	Harvesting technologie	References
<i>Spirulina</i>	3 (t dry weight /year)	China, India, USA, republic of Myanmar, Japan	Wastewater and liquid effluents treatments (digestates, agricultural and livestock effluents, industrial wastewater), livestock feed, Human nutrition, phycobiliproteins, cosmetics	Bioprocess : open ponds, PBR		Sialve and Steyer (2013)
<i>Chlorella</i>	2000 (t dry weight /year)	Taiwan, Germany, Japan	Metals and heavy metals treatment, aquaculture feed, cosmetics	Bioprocess (adsorption and assimilation by Microalgae): Open ponds, PBR	Precipitation, chelation, membrane filtration	
<i>Dunaliella</i>	1,2 (t dry weight /year)	Australia, USA, China	Gaseous effluents treatment (CO ₂ fixation), Human nutrition, cosmetics-carotene	Physical process (CO ₂ capture and storage)		
<i>Aphanizomenon</i>	500 (t dry weight /year)	USA	Bioenergy production; Biofuel, Ethanol, hydrogen, methane ...			
<i>Haematococcus</i>	300 (t dry weight /year)	USA, India	Aquaculture, Astaxanthine			
<i>Cryptocodinium</i>	240 t DHA	USA	Docosahexaenoic acid DHA(Omega-3)			
<i>Schizochytrium</i>	10 t DHA	USA	Docosahexaenoic acid DHA (Omega-3)			
<i>Scenedesmus obliquus</i>		USA	Biofuel production Carbon dioxide mitigation	Open ponds, PBR	Filtration, sedimentation, centrifugation, flocculation	Cai et al. (2013)
<i>Chlorella sp.</i>			Wastewater streams treatment (municipal, agricultural, and industrial)			
<i>Euglena gracilis</i>						
<i>Chlorella vulgaris</i>	Biomass production: 1200–1350 mgL ⁻¹ Lipid productivity: up to 40mgL ⁻¹ d ⁻¹		Bioenergy production	Flat-plate PBR (25L) with LED light Laboratory scale		Andersen, Jacobson, and Sexton (1991) Papapolymerou et al. (2018)
Microalgae strains	Biomass production	Country	Microalgae culture purposes	Treatment process : reactors	Harvesting technologies	References

<u><i>Scenedesmus obtusiusculus</i></u> BG-11	Biomass productivity : 0.90 gL ⁻¹ d ⁻¹			Flat-plate PBRs (10 in series, 30L each) inclined 60 degrees Pilot scale.		Koller et al. (2018)
<u><i>Chlorella vulgaris</i></u>	Biomass productivity: 17.9mgL ⁻¹ d ⁻¹ Carbon content: 49.96%		Wastewater treatment	Air-lift Tubular PBR (7L) with 14-h light/10-h dark cycle and air bubbling Laboratory scale		Chaudhary, Dikshit, and Tong (2018)
<u><i>Chlorella sp. and Scenedesmus sp. consortium</i></u>	Biomass productivity: 60–61mgL ⁻¹ d ⁻¹ Lipid productivity: 5.4–21mgL ⁻¹ d ⁻¹		Wastewater treatment: Anaerobically digested piggery effluent	Raceway pond (15 cm depth, 1500L). Cultivation in batch and semi continuous modes Pilot-scale		Raeisossadati et al. (2019)
<u><i>Chlorella vulgaris</i></u>	Biomass productivity: 0.57 g/L·d ⁻¹	Korea	Nutrients recovery from swine digestate wastes	Lab scale Flasks (500 mL)	Membrane filtration	Kwon et al. (2019)
<u><i>Dunaliella sp.</i></u>	Biomass productivity: 678 mg/L, β-carotene yield : 4.02 -7.26 mg/L	China	Digested poultry litter purification β-carotene production	Lab scale (500 mL) 15 days	Filtration, centrifugation	Han et al. (2019)

Batch mode

In this culture mode, an inoculum of microalgae is added at time t to a culture medium at a given volume. The growth of the algal biomass will stop when there are no more nutrients to be consumed by the algae in the culture medium (Ben Amor, 2015).

According to Ben Amor (2015), this mode of culture contains five growth phases (Figure1):

- **Phase 1** "The latency phase" or phase of adaptation to the growing environment.
- **Phase 2** "The acceleration phase": the phase of the beginning of cell division.
- **Phase 3** "The exponential phase": The rate of cell multiplication is maximum. Environmental conditions are optimal for algal growth.
- **Phase 4** "The stationary phase": the concentration of microalgae remains constant. One of the essential elements is missing (light, nitrogen, phosphorus, carbon...); the growth rate decreases and just compensates for mortality.
- **Phase 5** "The decline phase": negative growth rate, the majority of the cells have exhausted their intracellular reserves.

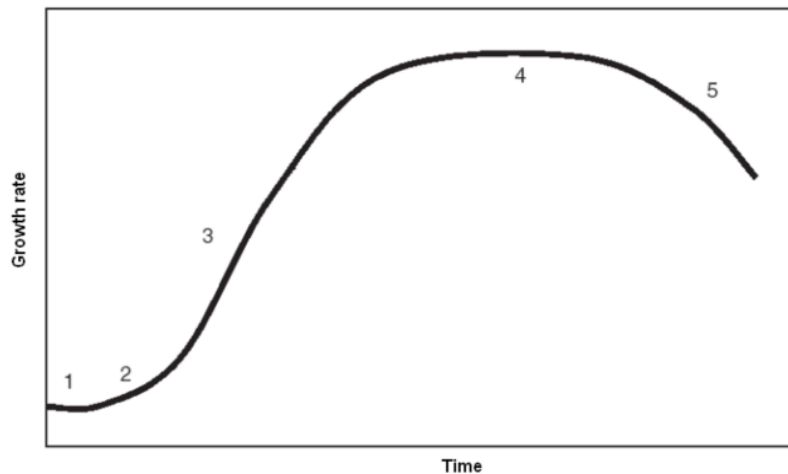


Figure 1 : Diagram of the kinetics of algae growth. 1: Latency phase; 2: Acceleration phase; 3: Exponential phase; 4: Stationary phase; 5: Decay phase (Richmond, 2007).

The material balance between times t and $t+dt$, in this mode of cultivation gives:

$$VdX = r V dt \quad (3)$$

We get:

$$\frac{dX}{dt} = \mu X \quad (4)$$

μ is only constant in the exponential phase, which is as follows:

$$\mu = \frac{\ln\left(\frac{X}{X_0}\right)}{t-t_0} \quad (5)$$

X and X_0 : cell concentrations at times t and t_0 respectively. The generation or doubling time (td) is defined as the time required for a number of cells to double their number or weight.

Microalgae culture bioreactors

There are two systems of algae culture.

Open-air systems or basins (circular on the left or raceway at right (Figure 2)). This cultivation system is generally used for large-scale algae production, up to 2000 tonnes of dry weight/year (Table 1; El-Baz and Baky, 2018) under more or less controlled environmental conditions. (Ahsan et al, 2008; Ben Amor, 2015) and with almost no needed expensive flue gases, like CO_2 supply. O_2 is loaded via natural air mixing or via paddle wheels' outlets.

These cultivating systems are hence highly exposed to contamination such as grazers, bacteria, fungi, viruses, and other parasite microalgae (Bux and Chisti, 2016).



Figure 2 : Pictures of two types of algae tanks, circular tank on the left. raceway tanks on the right (Ben Amor, 2015).




Figure 3 : The different types of photobioreactors (Ben Amor, 2015).

Photobioreactors, are closed, transparent containers to allow the penetration of light into the crop. Photobioreactors are designed to allow good light exposure and control of all culture parameters: pH, temperature, oxygen, agitation etc. (Hadj-Romdhane et al., 2012; Ben Amor, 2015), to reduce contamination risks and limit CO₂ losses (Moheimani et al., 2015) in addition to the increase in biomass productivity (Table 1) as they considered, generally, as continuous cultivation mode with stationary biomass growth; phase 5 in figure 1 doesn't exist. There are several configurations of photobioreactors; tubular reactors (Acien et al., 2017; El-Baz and Baky, 2018), coils, rigid panels, ring reactors (Richmond, 2007), Flat-plate PBRs (Acien et al., 2017; Płaczek, et al., 2017) plastic bags (Ben Amor, 2015) and bubble columns (Figure 3). Typically, the photobioreactors are closed loop, and the crop is constantly recycled. This optimizes the amount of water used and avoids evaporation losses compared to the pond culture system. The culture medium and carbon dioxide can be introduced by continuous or not, and at the end of the cycle, the algal biomass produced is recovered. (Richmond, 2007; Wang et al., 2012; Hadj-Romdhane et al., 2012; Ben Amor, 2015).

2.2 Microalgae biomass valorisation by-products and applications

Microalgae have a great commercial value. Indeed, they are seen as a considerable potential as a feedstock for different bioproducts (Figure 4; Borowitzka, 2013; Borowitzka and Moheimani, 2013; Klok *et al.*, 2014; Moheimani *et al.*, 2015; Raheem, *et al.*, 2018), from biofuels to precious biomolecules such as antioxidants, lipids (Feng *et al.*, 2011; Zhou *et al.*, 2011; Lam and Lee, 2012; Marjakangas *et al.*, 2015; Shen *et al.*, 2015; Zhou *et al.*, 2016, Jiang *et al.*, 2016; Lam *et al.*, 2017) and proteins. Moreover, they can be cultivated in different environmental conditions and systems (Table 2). Therefore, microalgae present as a promising solution to alleviate the ecological and environmental footprint of the increasing human population and its impacts on climate change, as they boost CO₂ sequestration, afford more food and livestock feed, can be a mean of renewable energy and wastewater treatment and recycling toward a sustainable bioeconomy. (Table 1, Table 3, Ferreira *et al.*, 2018 ; Rizwan *et al.*, 2018 ; Bussa *et al.*, 2019).

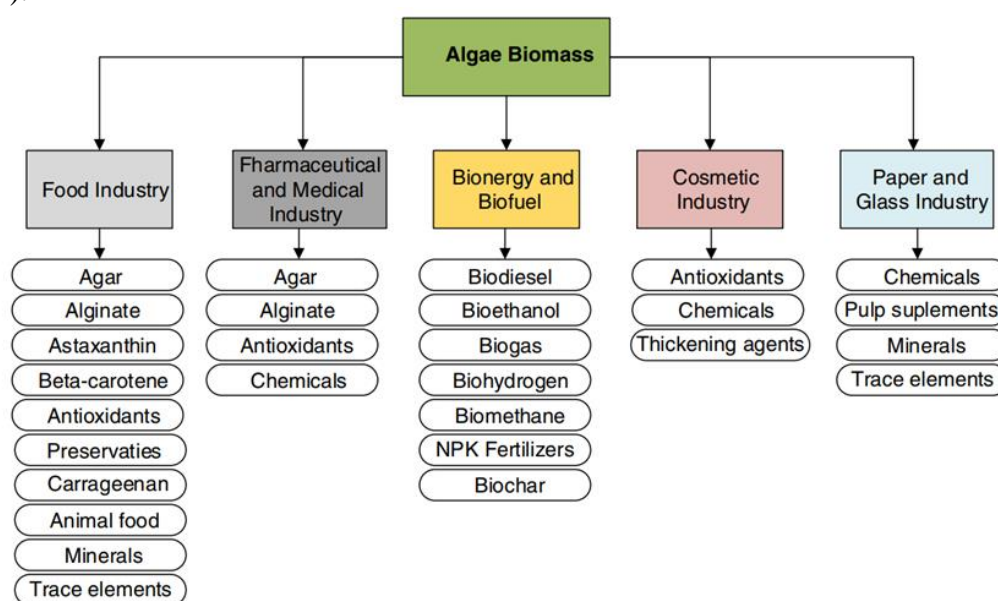


Figure 4 : Commercial application of algae biomass (Montalvo *et al.*, 2020)

Bioenergy production

Among the various applications of algal biomass, its use in biodiesel, biomethane (Bishop and Rahman, 2017), bioethanol (Lee, *et al.*, 2015), biohydrogen (Khosravitar, 2019 ; Show *et al.*, 2019), bio-oil (Guo *et al.*, 2019), biogas (Toro, Perez, and Alzate, 2018), bioelectricity (Kumar *et al.*, 2019) and Biochar production (microalgae pyrolysis). The reorientation toward the use of biofuels as a renewable, sustainable, and clean bioenergy means (Harun and Daquan, 2011; Lakatos *et al.*, 2019), has gained increasing importance, since microalgae require much less land area, less time to mature (24–48 h), and yield about 30 times or higher volume in oil about 5% to 75% of dry biomass (Ohse *et al.*, 2015) than old fossil fuels and terrestrial oilseed crops (Kumar and Sharma, 2014).

Chemical materials, cosmetics, and pharmaceutical industry

Among the many bioactive compounds known to be produced by microalgae are vitamins, lipids (Feng *et al.*, 2011; Zhou *et al.*, 2011; Lam and Lee, 2012; Marjakangas *et al.*, 2015; Shen *et al.*, 2015; Zhou *et al.*, 2016, Jiang *et al.*, 2016; Lam *et al.*, 2017), pigments like phycocyanine and β -carotene (Khanra *et al.*, 2018), and polysaccharides (Perin *et al.*, 2019). Some of those

chemicals, such as antioxidants, have demonstrated anticancer (Dewi et al., 2018), anti-infective, antioxidant (Agregán et al., 2018), immunostimulatory (Chen et al., 2019), anti-inflammatory (Lauritano et al., 2016), activities, and hypocholesterolaemia (Martínez-Bisbal et al., 2019) effect. These biological macromolecules are highly required in cosmetics, pharmaceutical and functional food, due to their virtue against oxidative and free radicals. (Tessmer Scaglioni et al., 2018). Their use in these industries is still growing (Joshi et al., 2018; Patel et al., 2019).

Spirulina sp and *Chlorella sp.* are considered among the super aliments with a high nutritional value. They are widely used as nutraceutical food supplement worldwide due to their contents in oligo minerals Mg^{2+} , Fe^{2+} (Table 1 ; Ben Amor et al., 2015, Andrade et al., 2018 ; Khanra et al., 2018).

Agriculture

Feed for livestock

In Agriculture, microalgae are cultivated for their nutritional value, high content in proteins carbohydrates, lipids, vitamins, minerals, and bioactive compounds, such as carotenoids, as livestock feed and prebiotics for pigs (Yan et al., 2012 ; Kibria and Kim ,2019), chicken (Ribeiro et al., 2013 ; Evans et al., 2015 ; Kralik et al., 2020), rabbits (Kata et al., 2018 ; Abdel-Daim et al., 2019 ; Aladaileh et al., 2020) and ruminants (Lamminen et al., 2019) and in aquaculture (FAO, 2018) as fish (Eryalçin et al., 2015 ; El-Habashi et al., 2019) and shrimp (Adissin et al., 2020) diets. (Madeira et al., 2017; Table2). Among livestock animals, ruminants have the advantage of being capable to use the non-protein nitrogen and to digest the microalgae cell wall (Lum et al., 2013). The inclusion of 100 % microalgae meal in the dietary of ruminants (mainly cows) showed similar results of digestibility as a 100% soybean meal. Indeed, no change on milk production and animal growth has been detected (Lamminen, et al., 2019). Some changes in meat and milk composition has been evaluated, with an increase of some fatty acids' concentration such as docosahexaenoic acid DHA (Flaga et al., 2019), as well as on oxidative status and animal reproduction but with lesser extent (Mavrommatis et al., 2018; Tsiplakou et al., 2017; Tsiplakou et al., 2018) and animal reproduction (Senosy et al., 2017; Sinedino et al., 2017).

Soil fertilizers

Cyanobacteria are reported as the well-studied as microalgal biofertilizer. Thanks to its specialized cells called heterocysts that contains the nitrogenase enzyme, Cyanobacteria act like a site for atmospheric nitrogen fixation (Karthikeyan et al., 2007; Babu et al., 2015). These diazotrophic cyanobacteria enhance the crops to the crops yield by improving the soil nitrogen and preventing its leaching (Nilsson et al., 2002; Renuka et al., 2016; Renuka et al., 2017; Renuka et al., 2018). Which results in the reduction of at least a 50% in the use of chemical fertilizers while maintaining the grain quality and yield (Pereira et al., 2009) for a variety of crops such as maize, wheat, cotton, and tomato (Osman et al., 2010; Prasanna et al., 2015; Dineshkumar et al., 2019). In addition to their use as bioenergy means, microalgae and biochar from microalgae contributes also to the maintenance of soil structure, physical properties (porosity, stable soil aggregates ,water holding capacity, bulk density, water infiltration, and hydraulic conductivity) and quality and optimal levels of soil organic matter and nutrients by improving the microbial activity through facilitating the interaction and the growth of beneficial microbes (Leloup et al., 2013; Yan-Gui, et al., 2013; Li et al., 2018; Ronga

et al., 2019) Moreover, some microalgae species are considered as a sustainable biopesticide sources (Righini and Roberti, 2019).

Wastewater treatment and nutrients recovery

Some algal strains are used for nutrients recovery mainly nitrogen phosphates, minerals from wastewater and agricultural effluents (Franchino et al., 2013; Franchino et al., 2016; Ding et al., 2016; Udaiyappan et al., 2017; Hazman et al., 2018; Khalid et al., 2019; Udaiyappan et al., 2020, Table 1). This microalgae application pathway will be further detailed and developed in the following parts of this article.

3.Characteristics of the livestock manure effluents; swine, cattle and poultry wastes:

Nitrogen levels in pig manure are higher than in poultry and cattle manure (Table 2). Depending on the physiological stage and dilution level, they range from 63.7 to 6129 mg TN /L of for swine manure, from 63 to 5580 mg TN /L for cattle manure. The contents of poultry manure vary between 27.32 and 3050±212.13 mg TN /L (Table 2). Ammoniacal nitrogen (NH_4^+) represents in average 70% of total nitrogen (TN) in pig manure and 40% in cattle manure, following rapid hydrolysis of urea. (Itavi, 2003 ; Benoît, 2014). According to Christensen et al. (2009) et Benoît et al. (2014), NH_4^+ is 70% in the dissolved phase, the rest is associated with proteins or mineral precipitates. For poultry manure, the NH_4^+ content changes over time due to the transformation of uric acid, an organic form which represents the main component of poultry manure with up to 65 % of the TN content (Koerkamp et al., 1998 in Benoît et al., 2014). P contents are variable but follow similar trends (Table 2; Figure 6). They are generally lower for bovine effluents than for porcine effluents. which are even lower than those from poultry manure (Awasthi et al., 2019) that could reach up to 4547 mg TP/L. Potassium K contents are about up to 2100 mg/L for chicken effluents (centrifuged digestate supernatant) against up to 3418 mg/L for swine slurry and up to 3338 mg/L for Dairy cattle effluents (Table 2). Mg^{2+} and Ca^{2+} contents also have a similar tendency as the other nutrients; they vary identically regardless of the effluent type or the livestock effluent origin factors. Indeed, the Kruskal-Wallis test for non-parametric variables showed no significant differences between nutrients variability depending on the livestock effluent origin and the effluent form. NH_3 and N_t and the pH, are the only parameters that showed a significant difference with p-value < 0.05 for 95 % of certainty interval (Figure 6). The One-way ANOVA and the post Hoc Tukey tests confirmed this tendency for the pH and the other parameters (p-value=0 < 0.05). Swine slurries present generally an alkaline pH with an average of 8 ± 2 . Cattle wastes are generally neutral (pH= 7) with an alkaline tendency. Poultry excreta are mostly acid in average (pH=4), but they can be neutral depending on the effluent type and if it was pre-treated or not. For example, most of the poultry wastes reported in Table 1, were treated by adding acidifying substrates such as NaOCl, especially in the lab scale studies. Ammonium and total nitrogen are very variable depending on the effluent type and provenance, but they converge both to a maximum of 5g. L⁻¹. The Kruskal-Wallis and the One –way ANOVA tests showed also a significant difference for the N: P ratio for $\alpha = 0.05$ and 95 % of CI., for the three type of livestock farming types; porcine,

Tableau 2 : Characteristics of livestock manure: literature review

Livestock farming type /Effluent type	NH ₄ ⁺ [mg /L]	NH ₃ [mg /L]	N _t [mg /L]	PO ₄ ³⁻ [mg /L]	Pt [mg /L]	pH	SO ₄ ²⁻ [mg/L]	C [g/Kg. DM]	TS [mg/L]	VS [mg/L]	TOC [mg/L]	IC [mg/L]	BOD [mg/L]	COD [mg/L]	Country	References
Swine																
Slurry	-	-	2161.5±1487.05 (a)	648.5±478.71	-	-	-	-	-	-	-	-	-	-	USA	Cai <i>et al.</i> (2012)
Slurry	1400	-	-	600	-	5.5	-	-	-	-	19500	-	-	89000	-	Khoshnevisan <i>et al.</i> (2021)
Slurry (b)	-	-	63.7	-	31.15±11.53	-	-	260	-	-	-	-	-	-	France	Sharpley <i>et al.</i> (2004) ; Fuchs <i>et al.</i> (2014)
Slurry	-	1434.3	-	18.69	-	8.95	-	-	-	-	-	-	-	-	Taiwan, China	Wang <i>et al.</i> (2015)
Slurry	-	-	1320	-	1210	-	-	-	-	-	-	-	-	-	Brazil	Bertagnoli <i>et al.</i> (2020)
Slurry	3418	-	6129(a)	-	2121	7.5	-	-	129643	100179	-	-	36536	99000	USA	ASAE, (2003) ; Ma <i>et al.</i> (2018)
Slurry	4900	-	4370	-	1470	6	-	-	65700	55000	-	-	25000	82000	Japan	Li and Kobayashi(2010) ; Ma <i>et al.</i> (2018)
Slurry	289	-	-	-	24	-	-	-	-	-	-	-	-	745	-	Mingzi <i>et al.</i> (2016) ; Lee <i>et al.</i> (2021)
Slurry	598.04 ± 13.96	-	798.36 ± 22.54	42.95 ± 0.31	42.95 ± 0.31	7.60 ± 0.15	-	-	-	-	-	-	-	2383.46 ± 65.10	China	Cao <i>et al.</i> (2018)
Slurry	1761± 41	-	1.1± 1.0*	161± 2	-	-	-	-	4188±18	2112±88	-	-	-	3750±64	Spain	Molinuevo-Salces <i>et al.</i> (2016)
Slurry (c)	228.105±202.03	-	251.5±339.31/0.49*/0.12**	2.28±3.03/	5.99±8.27	-	-	-	-	-	-	-	-	-	-	Monfet and Unc (2016)
Raw slurry	-	850-1150	-	-	10.5-34	-	-	-	-	-	-	-	-	6870-8420	Korea	Lee <i>et al.</i> (2021)
Raw slurry	-	1388	980	158	-	-	-	-	7000	4500	-	-	-	11	China	Wang <i>et al.</i> (2012)
Raw slurry	-	-	547.78 ± 44.53	81.72 ± 14.25	81.72 ± 14.25	8.14	-	-	-	-	-	-	-	824.53 ± 31.58	China	Wen <i>et al.</i> (2017)
Raw slurry (d)	-	3.95 ± 0.03	5.9 ± 0.3/0.04 ± 0.01*	0.47 ± 0.01	-	7.63	-	-	59.6 ± 0.51	-	-	-	-	75.4 ± 0.1	Korea	Kwon <i>et al.</i> (2019)
Autoclaved slurry	-	-	313.25 ± 19.35	-	56.18 ± 12.44	8.36	-	-	-	-	-	-	-	796.21 ± 24.67	China	Wen <i>et al.</i> (2017)
Centrifuged and sterilized slurry	219.5 ± 11.3	-	277.6 ± 6.1	30.2 ± 0.0 (b)	30.2 ± 0.0	6.3 ± 0.0	-	-	47500 ± 0.8	5300 ± 0.1	152.4 ± 8.4	86.1 ± 5.0	-	485.2 ± 3.5	China	Zheng <i>et al.</i> (2019)
Liquide manure	-	-	1550±1060.66(a)	185±190.92 (b)	185±190.92	-	-	-	-	-	-	-	-	-	Africa	Nwoba <i>et al.</i> ,2020
Liquide manure	532	-	-	72	145	8±0.71	-	-	-	-	-	-	-	-	-	Suzuki <i>et al.</i> (2007) ; Kataki <i>et al.</i> (2016)
Liquide manure	234	-	-	42	-	9	-	-	-	-	-	-	-	-	-	Perera <i>et al.</i> (2007) ; Kataki <i>et al.</i> (2016)
Liquide manure	831.5±14.71	-	1039.5±113.84	43±18.38	163±82.73	9	-	-	-	-	-	-	-	-	-	Ryu et Lee, (2010) ; Kataki <i>et al.</i> (2016)
Liquide manure	985	-	1212	161	182	8.25±0.35	-	-	-	-	-	-	-	-	-	Huang <i>et al.</i> (2011a, b) ; Kataki <i>et al.</i> (2016)
Liquide manure	1219.5±292.04	-	1219.5±292.04	97±59.40	139±70.71	10	-	-	-	-	-	-	-	-	-	Zhang <i>et al.</i> (2012) ; Kataki <i>et al.</i> (2017)
Digestate	233	-	348(a)/5.5*	101.4	-	7.7	-	-	-	-	-	-	-	332	Taiwan, China	Marjakangas <i>et al.</i> (2015)
Digestate	-	-	3304 ± 195 (a)/ <2.5 *	-	193 ± 20	7.6	<40	-	7.1 ± 0.2	4.4 ± 0.04	-	-	-	12.152	Australia	Kumar <i>et al.</i> (2010)
Digestate	-	1093	1135	-	24.5	-	373.2	-	-	-	-	-	-	2000-4000	China	Cheng <i>et al.</i> (2015)
Digestate	255.4 ± 4.9	-	463.0 ± 6.7	-	113.3 ± 7.0	7.0 ± 0.03	-	-	-	-	256.23 ± 20.78 (g/L)	-	-	18.6 ± 0.2	USA	Deng <i>et al.</i> (2017)
Digestate	240-690	-	-	-	33-43	9	-	-	-	-	97-220	-	-	69-97	Australia	Ayre <i>et al.</i> (2017)

(a): Total Kjeldahl nitrogen (TKN); (b): in g/Kg; (c): mmol/L; (d): g/L; *: NO₃-N; **: NO₂-N; NH₄⁺: ammonium; TN: total nitrogen; TP: total phosphorus; TOC: total organic carbon; IC: inorganic carbon; BOD: biological oxygen demand; COD: chemical oxygen demand; TS: total solids; VS: volatile solids (Table to be continued in the next page)

Digestate	-	268.93 ± 8.38	331.55 ± 3.18 / 32.17 ± 1.35 *	22.95 ± 0.26	27.25 ± 0.2	7.97 ± 0.02	-	-	-	-	-	-	-	346.15 ± 3.61	China	Zeng <i>et al.</i> (2020)
Digestate (c)	140 ± 133.85	-	122.96/7.93	8.94	11.045	-	-	-	-	-	-	-	-	-	-	Monfet and Unc (2016)
Digestate (d)	-	3.7 ± 0.06	4.0 ± 0.12/0.12 ± 0.01*	0.3 ± 0.01	-	8.49	-	-	53.4 ± 4.72	-	-	-	-	16.7 ± 0.15	Korea	Kwon <i>et al.</i> (2019)
Livestock farming type /Effluent type	NH₄⁺ [mg /L]	NH₃ [mg /L]	N_i [mg /L]	PO₄³⁻ [mg /L]	Pt [mg /L]	pH	SO₄²⁻ [mg/L]	C [g/Kg MS]	TS [mg/L]	VS [mg/L]	TOC [mg/L]	IC [mg/L]	BOD [mg/L]	COD [mg/L]	Country	References
Cattle																
Slurry	-	-	63(a)	-	14	-	-	-	-	-	-	-	-	-	Africa	Nwoba <i>et al.</i> (2020)
Slurry	1300	-	-	-	-	7	-	-	-	-	-	-	-	-	-	Khoshnevisan <i>et al.</i> (2021)
Centrifuged slurry (supernatant)	643.88 ± 2.53	-	89.63 ± 0.42*/1.14 ± 0.02**	-	79.37 ± 0.32	7.72 ± 0.01	-	-	-	-	-	-	-	9972 ± 36	China	Lu <i>et al.</i> (2018)
Beef slurry	-	-	2114±2900.5	-	604.5	-	-	-	-	-	-	-	-	-	USA	Cai <i>et al.</i> (2011)
Dairy cattle slurry	-	-	185(a)	-	30	-	-	-	-	-	-	-	-	-	Africa	Nwoba <i>et al.</i> ,2020
Dairy cattle slurry ***	1200	-	1950	395	-	7	-	-	47500	37500	-	-	6500	64000	Japan	Li and Kobayashi (2010); Ma <i>et al.</i> (2018)
Dairy cattle slurry (c)	65.36 ± 87.58	-	121.5±166.71	1.56	5.215	-	-	-	-	-	-	-	-	-	-	Monfet and Unc (2016)
Dairy cattle raw slurry	-	-	1200	-	500	-	300	-	-	-	-	-	-	-	USA	Dougherty <i>et al.</i> (2017)
Dairy cattle raw slurry	-	-	300	-	200	-	100	-	-	-	-	-	-	-	USA	Dougherty <i>et al.</i> (2017)
Dairy cattle raw slurry	-	-	600	-	100	-	100	-	-	-	-	-	-	-	USA	Dougherty <i>et al.</i> (2017)
Dairy cattle effluents	-	-	-	-	296± 29.70	8.5	-	-	-	-	-	-	-	-	-	Zhao <i>et al.</i> (2010) ; Kataki <i>et al.</i> (2016)
Dairy cattle effluents	387± 186.68	-	-	-	275± 247.49	8.85± 0.49	-	-	-	-	-	-	-	-	USA	Uludag-Demirer <i>et al.</i> (2005) ; Kataki <i>et al.</i> (2016)
Dairy cattle effluents	1405	-	2845	19	460	7.2	-	-	-	-	-	-	-	-	-	Shen <i>et al.</i> (2011) ; Kataki <i>et al.</i> (2016)
Dairy cattle effluents	909	-	5180 (a)	1082	1082	7	-	-	13814	115116	-	-	18419	126628	USA	ASAE (2003) ; Ma <i>et al.</i> (2018)
Dairy cattle effluents	2500	-	5530	1290	1291	7	-	-	136700	115000	-	-	24000	13000	Japan	Li and Kobayashi (2010); Ma <i>et al.</i> (2018)
Dairy cattle degistate (c)	82.715 ± 108.49	-	130.035±165.22	0.32	4.265	-	-	-	-	-	-	-	-	-	-	Monfet and Unc (2016)
Urine	7732	-	-	-	305	9	-	-	-	-	-	-	-	-	-	Prabhu and Mutnuri (2014) ; Kataki <i>et al.</i> (2016)

(a): Total Kjeldahl nitrogen (TKN); (b): in g/Kg; (c): mmol/L; (d): g/L; *: NO₃--N; **: NO₂--N; NH₄⁺: ammonium; TN: total nitrogen; TP: total phosphorus; TOC: total organic carbon; IC: inorganic carbon; BOD: biological oxygen demand; COD: chemical oxygen demand; TS: total solids; VS: volatile solids (Table to be continued in the next page)

Livestock farming type /Effluent type	NH ₄ ⁺ [mg /L]	NH ₃ [mg /L]	N _t [mg /L]	PO ₄ ³⁻ [mg /L]	P _t [mg /L]	pH	SO ₄ ²⁻ [mg/L]	C [g/Kg MS]	TS [mg/L]	VS [mg/L]	TOC [mg/L]	IC [mg/L]	BOD [mg/L]	COD [mg/L]	Country	References
Poultry																
Manure (b)	-	-	38.5	14.35±1.63	-	-	-	304	-	-	-	-	-	-	-	Slaton <i>et al.</i> (2013) ; Fuchs <i>et al.</i> (2014)
Manure (b)	-	-	62.8	24	-	-	-	191	-	-	-	-	-	-	-	Guivarch and Morel (2001); Fuchs <i>et al.</i> (2014)
Manure (b)	-	-	50.2	27.8±11.74	-	-	-	364	-	-	-	-	-	-	-	Sharpley <i>et al.</i> ,2004 ; Fuchs <i>et al.</i> ,2014
Manure (b)	-	-	27.32	-	43.12	-	-	-	-	-	-	-	-	-	Brazil	Bertagnoli <i>et al.</i> (2020)
Liquide effluents	-	-	800(a)	-	50	-	-	-	-	-	-	-	-	-	Africa	Nwoba <i>et al.</i> (2020)
Slurry	-	-	1313.5±723.37	-	50-446	-	-	-	-	-	-	-	-	-	USA	Cai <i>et al.</i> (2012) ; Nwoba <i>et al.</i> (2020)
Slurry	1318	-	1580	-	371	9	-	-	-	-	-	-	-	-	-	Yetilmezsoy <i>et Sapci-Zengin</i> (2009) ; Kataki <i>et al.</i> (2016)
Slurry	3183	-	12731(a)	-	4547	6.9	-	-	242500	181.875	-	-	50016	166719	USA	ASAE (2003); Ma <i>et al.</i> (2018)
Treated slurry (acidified and filtered)	546.7 ± 4.6	-	46.1 ± 1.6 *	943.4 ± 24.9	-	1.0- 7.0	342.0 ± 8.2	-	-	-	-	-	-	2532.0 ± 10.1	USA	Shashvatt <i>et al.</i> (2018)
Treated slurry (acidified and filtered)	423.8 ± 6.7	-	-	1462.4 ± 55.3	-	1.0- 7.0	969.9 ± 49.6	-	-	-	-	-	-	3110.6 ± 14.0	USA	Shashvatt <i>et al.</i> (2018)
Treated slurry (acidified and filtered)	275.2 ± 1.9	-	0.2 ± 0.4*	1540.5 ± 62.3	-	1.0- 7.0	1000.3 ± 117.6	-	-	-	-	-	-	3309.3 ± 12.9	USA	Shashvatt <i>et al.</i> (2018)
Digestate	-	-	1480± 141.42	-	376± 8.49	-	-	-	-	-	-	-	-	-	USA	Cai <i>et al.</i> (2012)
Litter degistate	2500± 707.11	-	3050± 212.13	-	22.5± 3.54	9.5± 0.71	-	-	-	-	750± 353.55	2475± 176.78	-	650± 353.55	China	Han <i>et al.</i> (2019)
Digestate (b)	33.21- 308.2	-	144.39-254.64 / 0.40 *	2.68	3.10- 9.13	-	-	-	-	-	-	-	-	-	-	Monfet and Unc (2016)
Centrifuged degistate (supernatant)	1143-1787	-	1570-2473/ 0.55 10.7**	-	154-214	-	111-155	891- 876 (mg/L)	-	-	-	-	-	-	USA	Singh <i>et al.</i> (2011)

(a): Total Kjeldahl nitrogen (TKN); (b): in g/Kg; (c): mmol/L; (d): g/L; *: NO³⁻-N; **: NO²⁻-N; NH₄⁺: ammonium; TN: total nitrogen; TP: total phosphorus; TOC: total organic carbon; IC: inorganic carbon; BOD: biological oxygen demand; COD: chemical oxygen demand; TS: total solids; VS: volatile solids

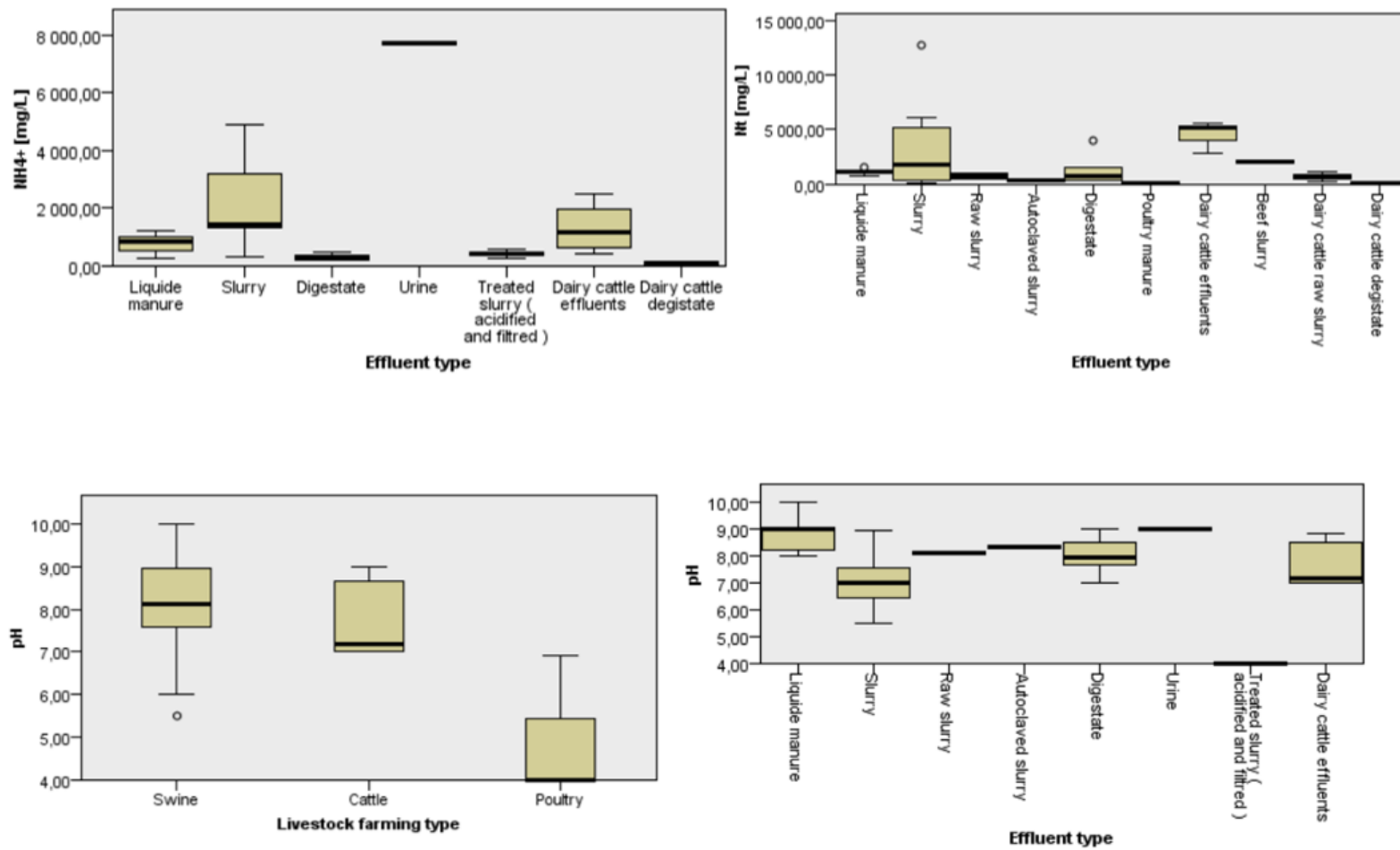


Figure 5 : Barplots of parameters with significant differences with a non-parametric Kruskal-WALLIS test analysis for $\alpha=0.05$ and 95 % of CI. All the other parameters have no significant differences for both the livestock farming type and effluent type factors.

bovine and poultry. This ratio varies between 5.4 ± 3.39 (slurry) and 14.5 ± 3.54 (liquid manure), 3.25 ± 1.77 (Beef slurry) and 10 (slurry), and, between 3.95 ± 0.49 (degistate) and 32 (liquid effluents), respectively for swine, cattle and poultry livestock wastes (Table 2).

This ratio is depending mainly on the livestock farming type, which is depending on the animals' species and feed. Indeed, as it was previously discussed, the poultry wastes are the richest in the nitrogenous and the phosphorous components. Moreover, the changing of the nitrogenous form due to the wastes form (solid manure or liquid slurries ...), generates differences in the N: P ratios.

A high N/P ratio (32) indicates a greater amount in nitrogen (800 mg/L of TN) than in phosphorus (50 mg/L of TP) within the composition of the slurry, or the livestock waste in general (Table 2). Such an elevated N: P ratios are generally observed in liquid wastes (N/P of the liquid poultry effluents is about 32 as it is shown in the Table 1), and this is due to the nature of the phosphorus components which are mainly under solid particulate form, while the nitrogenous components are mainly soluble in the liquid fraction of the effluent (mainly under the liquid and the gaseous forms).

Besides phosphate and nitrogen compounds, livestock wastes contain carbon, solid particulates as total solids (TS) and volatile solids (VS). These components can be present under the organic or the inorganic forms. The inorganic carbon (IC) is the bioavailable form for the algae strains, it's more present in the poultry litter digestates about 2475 ± 176.78 mg/L, and about 86.1 ± 5.0 mg/L for the centrifuged and sterilized swine slurry (Table 2). C indicates the organic carbon amount in the livestock wastes. It represents 260 g/Kg.DM in the swine slurry up to 891mg/L in the supernatant of the centrifuged poultry degistate.

COD (chemical oxygen demand) and BOD (biological oxygen demand) represent respectively the amount of dioxide required for the degradation of the organic matters in general (COD) and by the microorganisms (biodegradation; BOD). They indicate the amount of organic matters present in the livestock wastes. BOD is up to 36536 mg/L of swine slurry, up to 24000 of dairy cattle effluents and up to 50016 mg/L poultry slurry. Concerning the COD, it fluctuates between 12.152 and 99000 mg/L for the swine degistate and the swine slurry, respectively. They are between 9972 ± 36 and 126628 mg/L in the supernatant of centrifuged cattle slurry and Dairy cattle effluents, respectively. Poultry litter degistate and poultry slurry contain respectively 650 ± 353.55 mg COD /L and 166719 mg COD /L. The total organic carbon (TOC) are correlated to the COD amounts (Table 2). They both depend on the carried out treatment processes and the pH of the livestock wastes. Total solids and volatile solids represent respectively the amount of the total suspended solid particulates and the volatile (soluble) solid particulates. VS, TS, COD and BOD are very correlated to the suspended solid particulates and they highly influence the turbidity of the livestock effluents. A great value of these parameters indicates a great value of turbidity (NWOBA *et al.*, 2020).

The inorganic soluble compounds that have been shown in Annexes I, II and III, are mainly sodium Na^+ , calcium Ca^{2+} , potassium K^+ , magnesium Mg^{2+} , chloride Cl^- , sulphate SO_4^{2-} (Table 1), iron Fe^{2+} , copper Cu^{2+} , zinc Zn^{2+} and manganese Mn^{2+} . These oligo nutrients are present in small amounts in livestock manures. They are considered as essential elements for plants growth, for animals feed and human alimentation. These chemical constituents (macro and micronutrients) of slurries could be extracted and valorised through microalgae cultivation (Ben Amor., 2015; Nwoba *et al.*, 2020).

Wastewater from livestock facilities can also contain pathogenic microbes and toxins (Nwoba *et al.*, 2020). Therefore, they must be well treated and managed in order to prevent environment contamination.

4. Wastewater and livestock manure effluents treatment technologies

Manures and slurries: storage, treatment techniques and management policies

Agricultural farms, especially hog farms, are considered to be sources of odour emissions due to high ammonia levels in particular. These emissions are generated at the level of the barn at about 50%, against 25% of the emissions coming only from the spreading of manure, in liquid (slurry) or solid form (manure) (Guinand, 2003). However, the spreading and storage of dejecta are considered as a secondary source of nuisance in time, as they are managed by the regulatory obligations of the spreading schedule (ADEME,2012; ADEME,2018). As a result, pig farming is under increasing pressure from public opinion regarding its impact on the environment (ADEME,2012). Indeed, the number of farmer-neighbour conflicts has increased, and has led to a decrease or even a refusal of operating permits for installations or extensions of pig breeding buildings (Guinand,2008; Dumont *et al.*,2019). Due to the pollution impacts of the manure generated in livestock waste streams, in farms, they have to be treated before discharging into the environment (Awasthi *et al.*, 2019). Therefore, many special and strict regulations and policies have been established worldwide to manage livestock manures in breeding farms and regulate their valorisation as biomethane and biofertilization sources mainly through anaerobic digestion (Figure 6; Table 4; Awasthi *et al.*, 2019; Yao *et al.*, 2020). In Europe, several strict regulations, including “Nitrate Act (91/676/EC)”, “Drinking Water Quality Directive (80/778/EEC)”, “Water Framework Directive (2000)”, “Common Agriculture Policy (1992)” and “Good Agricultural Practices” are imposed to prevent manure field application (Yan *et al.*,2013; Awasthi *et al.*, 2019) with a fixed maximum of 170 Kg-N/ha from animal manure which is only applied in France (Yan *et al.*,2013; Awasthi *et al.*, 2019).

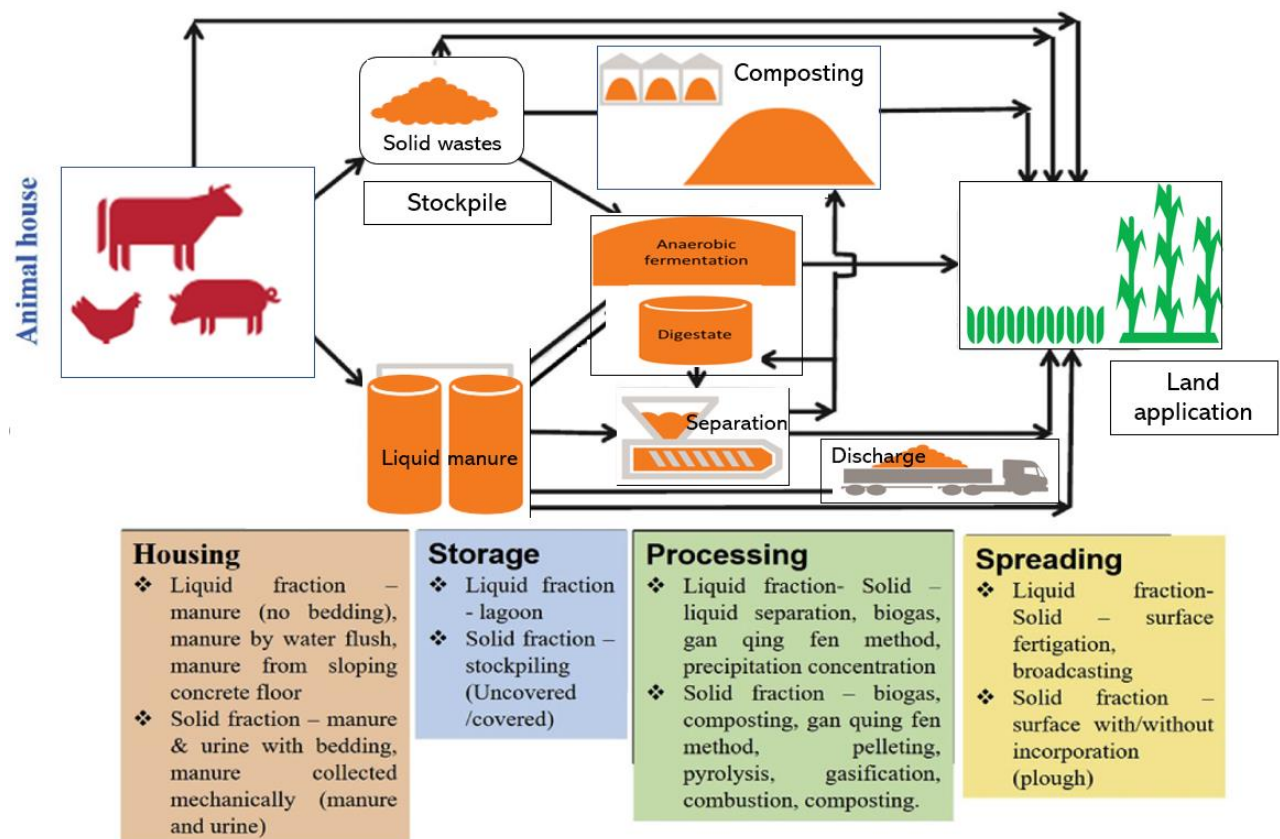


Figure 6 : Graphic outline of operated and critical stages for various livestock manure through combined crop-animal schemes in China. (adapted from Leenstra *et al.*,2019 and Awasthi *et al.*, 2019)

Denmark and Germany are promoting the of co-digestion concept via the installation of large centralized co-digestion manure-based plants for biogas production (Burg *et al.*, 2018; Fuchs *et al.*, 2018; Awasthi *et al.*, 2019). About below 10% of the manures are treated anaerobically in Denmark, this amount is supposed to reach up to 50% manures converted into biogas by 2050 (Hez *et al.*, 2016; Awasthi *et al.*, 2019). In China, the policies are promoting biogas power generation and composting technologies (Table 3; table 4; Yao *et al.*, 2020) by the “Recycling of Livestock Manure” in agriculture to substitute chemical fertilizers by 60–75% (Sun *et al.*, 2012; Adamović *et al.*, 2018; Awasthi *et al.*, 2019). In Sub-Saharan African countries, livestock housing shall be roofed, their floors must be waterproof and the manure storage systems under covered (Figure 7; Zahedi *et al.*, 2018; Awasthi *et al.*, 2019).

Physical and physico-chemical treatments, applied to digestates, and livestock manure.

Based on their variable forms (slurry, excreta, solid manure) and consequently their variable composition (organic matter, minerals, soluble nutrients...) (Table 2), livestock wastes should be treated by several and different processes (Figure 7; Table 3, Table 4). These technologies involve various methods with variable parameters, mainly physical like solid-liquid separation (Table 4), that eliminates dust, solid organic and inorganic particulates ..etc. and hence, reduce the turbidity of the wastes through simple gravitational decantation (Table 4). The physicochemical and chemical approaches like air stripping (Table 3, Table 4), membrane filtration (Table 3; Elyssia Mayhead *et al.*, 2018; Zeng *et al.*, 2020), and struvite formation (Table 3; Szogi and Vanotti, 2009; Uludag-Demirer *et al.*, 2005; Kataki *et al.*, 2016), involve the addition or the passage of the effluent through a chemical medium or substratum to extract the demanded molecules. While air stripping technique allows the removal of up to 90% of total nitrogen and 93% of NH_4^+ , membrane filtration enables the recovery of up to 94% of NH_3 , less than 93 % of NH_4^+ and less than 91 % of phosphorus (Table 3) by reverse osmosis (Lu *et al.*, 2014; Dumont *et al.*, 2019; Montalvo *et al.*, 2020). Via the struvite formation technique, up to 99 % of PO_4^{3-} and 80 % of NH_4^+ could be reduced from the NH_4^+ wastewater (Table 3). However the effectiveness of this approach is widely depending on the pH (alkaline) and the P: Mg: N ratio, that are affected by the manure composition itself (Kataki *et al.*, 2016; Shashvatt *et al.*, 2018; Bacelo *et al.*, 2020; Mazzini *et al.*, 2020; Montalvo *et al.*, 2020; Zeng *et al.*, 2020). In France, the recovery of nitrogen and phosphorus from liquid livestock effluents (e.g. slurry) and digestates is generally processed under pilot scale trials, in the form of ammonium sulphate, while phosphorus is recovered in the form of struvite (ammonium magnesium phosphate) or apatite (calcium phosphate) (Houot *et al.*, 2014).

Moreover, biochar floating biocovers are reported by Dougherty *et al.*, (2017) as a promising passive facility of nutrients recovery, odour and gas emissions reduction from livestock (mainly cattle) manure lagoons.

Experiments reported in the literature proved that technologies used for nutrient recovery from livestock waste, mainly swine, are mostly applied to the effluents previously treated by anaerobic digestion as a primary treatment. Greater efforts and assistance are required for the implementation of these technologies in large scales, because of the need of pH and chemicals concentrations adjustment and regular maintenance and servicing which are very costly. (Uludag-Demirer *et al.*, 2005; Montalvo *et al.*, 2020)005 ; Kataki *et al.*, 2016 ; Cao *et al.*, 2018 ; Ma *et al.*, 2018 ; Mazzini *et al.*, 2020 ; Montalvo *et al.*, 2020).

Tableau 3 : Nutrients recovery (carbon (C), nitrogen (N), phosphorus (P) technologies from livestock manure digestate; reproduced from Montalvo et al. (2020).

Technology	Nutrients recovery	Operating conditions	Nutrients removal efficiency	Reference
Algae biomass	C-conversion, P in algae biomass	-Algae Strain: <i>Chlorella sp.</i> -Digested Swine Manure -Semi-Continuous -Operation at Bench-Scale -Optimal Operational Conduction: Hydraulic -Retention Time (Hrt) = 2.26 Days -Dilution Rate = 8.0 Times -Two Layer PBR Volume = 17 L - Cultivation Time = 17 Days	751 mg COD L ⁻¹ d ⁻¹ 20 mg PO ₄ -P L ⁻¹ d ⁻¹ 38 mg TN L ⁻¹ 60 mg NH ₃ -N L ⁻¹	Hu et al. (2013)
	C-conversion, P in algae biomass	-Algae strain: <i>Chlorella sp.</i> - Batch - mode = 1 month Continuous - mode = 1-month Pilot scale -Multilayer PBR -Volume = 7500 L -Cultivation time = 2 months	-Batch mode: 73% NH ₃ -N removal 23% P removal -Nitrogen (TN) removal: 17% -PO ₄ -P removal: 22% -Chemical oxygen demand (COD) removal -Continuous mode :72% NH ₃ - N removal	Min et al. (2014)
Air stripping	N	-Laboratory scale -pH 9.4-11.9 -Temperature = 6-25 ° -Air flow rate = 1.15-90 L min ⁻¹	90% N removal	Darestani et al. (2017)
	N	-Bench scale -Continuous operation -Temperature = 303-343 K -Air flow = 333-2000 L min ⁻¹ -Air/liquid -ratio = 1875	93% NH ₄ ⁺ removal 88% TN removal	Lim et al. (2015)
Membrane	N	Liquid-liquid membrane stripping solutions: H ₃ PO ₄ , HNO ₃ and H ₃ PO ₄ /HNO ₃ ratios -Active membrane area: 1.4 m -Flow rates = 40 mL min ⁻¹ Room temperature = 22 °C	Up to 94% NH ₃ recovery	Vecino et al. (2019)
	N	Laboratory scale -Gas-permeable membrane -Flow rate: 5.8 L d ⁻¹ -Temperature = 25 °C	55% NH ₃ recovery (without pH adjustment) 81% NH ₃ (with pH adjustment)	Garcia-González and Vanotti. (2015)
	N, P	-Gas-permeable membrane -Low aeration addition to magnesium chloride (MgCl ₂) to P precipitation	> 93% NH ₄ -N removal efficiency > 91% P removal efficiency	Szogi and Vanotti (2009)
Struvite formation	N, P	Bittern used for struvite precipitation	> 90% P removal, 23–29% NH ₄ ⁺ reduction	Zhang et al. (2012)
	N, P	Effect of P: Mg: N ratio, Effect of stirring speed and pH Pilot scale Continuous operation Aeration	P: Mg: N = 1:1:1.294 – 99% PO ₄ ³⁻ -removal >80% NH ₄ -N removal	Limoli et al. (2016)

Times = 1–4 h ; HRT = 6–15 h; Temperature = 0–29.5 °C; Experimental period = 247 days; 85% P removal 60 N, P Zeolite addition, Zeolite modified at pH 8.0–9.5; 82% NH₃-N removal; 98% PO₄³⁻removal; 82N, P Zeolite fly ash synthesized using alkaline hydrothermal technology ;74% N removal 96% P removal

Tableau 4 : Overview of manure treatment approaches; anaerobic digestion, reproduced from Yao et al., (2020)

Approaches	Descriptions and results
Solid-liquid separation	<ul style="list-style-type: none"> • Separate manure slurry into solid and liquid fraction. • Types: sedimentation and mechanical separation. •Relative simplicity of the process and low costs of the equipment involved.
Thermal concentration	<ul style="list-style-type: none"> • Reduce the moisture content of manure by external heating. •Concentrate nutrients ion to reduce transportation costs.
Combustion/incineration	<ul style="list-style-type: none"> • Complete the thereto-chemical oxidation of organic incineration matter in manures in order to obtain recoverable heat, ashes and gasses. •For manure with high moisture contents, the pre-drying process is generally required to reduce moisture contents.
Acidification	<ul style="list-style-type: none"> • Application of acidic reagents such as sulfuric acid to manure slurry to lower its pH. •Reduce ammonia emissions and deactivate pathogens.
Anaerobic digestion	<ul style="list-style-type: none"> • Include a series of biological processes in which microorganisms break down organic substances of manure in absence of oxygen. •Produce a mixture of gases (mainly methane and carbon dioxide) that can be used as bioenergy.
Composting	<ul style="list-style-type: none"> • Aerobic biological decomposition and stabilization processes that convert the solid manure into compost. •Types: passive aeration, windrow/mechanical agitation, forced aeration/aerated static pile, in-vessel systems. •Inactivation of weed seeds and some pathogens. •Composted manure is less susceptible to leaching and further ammonia losses. Compost is sufficiently stable for storage and subsequent soil application.
Biological nitrogen removal	<ul style="list-style-type: none"> • Biological conversion of ammonium to inert nitrogen gas using classical nitrogen removal treatment. •Combine autotrophic nitrification and heterotrophic denitrification processes. •The feedstock is generally the liquid fractions separated from slurry.
Membrane filtration	<ul style="list-style-type: none"> • Removal of suspended solids (SS), colloids, bacteria and nutrients from liquid through membrane filtration. •Require manure pre-treatments to prevent fouling, maximize membrane life, and increase flux.

Volatile wastes' treatment techniques

Air washing is a technique that is widely applied in industries in various fields, such as in solvent production sites, waste incineration sites, bone degreasing units, and in urban wastewater treatment plants.... In agriculture, this technique is often used downstream of livestock (pigs, chicken and cattle) breeding farms mainly in the Netherlands. It has been introduced, later in France to regulate volatile gaseous emissions and particularly, ammonia. (Guingand, 2008). Indeed, the use of air scrubbers in pig breeding buildings has become an obligation to obtain the "Green Label". This regulatory approach has encouraged Dutch farmers to introduce and develop air washers in a consistent manner and to adapt them to the specific

constraints of pig farming. The implementation of this conditioned labelling process, with a view to protecting the environment, has significantly favoured the reduction of ammonia emissions related to pig farm activities (Guinand, 2008; Dumont *et al.*, 2019). This washing process consisting in the solubilising of volatile molecules present in the air of pig barns, under gaseous form (notably ammonia NH_3) in the fresh water by converting them to ammonium (NH_4^+); nitrite ions (NO_2^-) and nitrate ions (NO_3^-) forms by the denitrifying microbial communities present in the water, under controlled acid pH in order to increase ammonia solubility (Guinand, 2008; Van Der Heyden *et al.*, 2015; Loyon *et al.*, 2016; Dumont *et al.*, 2019). According to Van Der Heyden *et al.*, (2015), this process would allow the removal of up to 75 % of the odour nuisance (Guinand *et al.*, 2008), up to 95% of dust (Guinand *et al.*, 1996) and about up to 89% of ammonia (Lais *et al.*, 1997), 90% of ammonia removed can be reached by acid extraction in Netherlands, in France, acid scrubbing is legally banned as reported by Guinand, (2008). However, the progressive accumulation of nitrogen salts ($\text{NH}_4^+ + \text{NO}_2^- + \text{NO}_3^-$) leads to saturation of the water in the buffer tank used in washing, which limits ammonia removal. This implies continuous monitoring of the quality of the water used in washing by adding a new volume of fresh water (Dumont *et al.*, 2019).

5. Bioprocess for livestock wastes and effluents treatment: Photobioreactors and microalgae strains.

As it was highlighted in the section 4, the treatment of livestock effluents in agriculture can be carried out by several physico-chemical methods (Table 4; Dumont *et al.*, 2019; Montalvo *et al.*, 2020). However, these techniques are not very effective when the water to be treated contains several forms of nitrogen simultaneously and at high concentrations (several hundred mg N.L^{-1}) (Dumont *et al.*, 2019). Hence, the tendency to use microalgae; photosynthetic organisms with various interesting biochemical characteristics such as accumulation of nitrogenous nutrients, phosphorus, inorganic carbon and heavy metals for a wide range of applications including wastewater treatment (Table 1; Table 3; Table 4). Then, these microorganisms can be used in various fields, namely: in human and animal food, in energy production (biofuels), and in the production of molecules with high added value for industrial purposes (Ben Amor, 2015; Table 1).

In this section, the main microalgae strains involved in the treatment of livestock wastes, and the bioprocesses deployed will be pointed and discussed.

Microalgae strains

Many microalgae species are used in wastewater treatment dispositives including species of freshwater and seawater (Table 1; Table 5). Among the most used microalgae strains, the class Chlorophyceae are the most represented with the genera *Scenedesmus* (Gao *et al.*, 2016, Wang *et al.*, 2016; Prandini *et al.*, 2016; Labbe *et al.*, 2017; Daneshvar *et al.*, 2018), *Chlorella* (Wang *et al.*, 2015; Franchino *et al.*, 2016; Gao *et al.*, 2016; Wang *et al.*, 2016; Labbe *et al.*, 2017; Leite *et al.*, 2019), *Desmodesmus* (Mehrabadi *et al.*, 2017; Eze *et al.*, 2018; Hernández-García *et al.*, 2019) and *Chlamydomonas* (Kamyab *et al.*, 2015; Mohammadi *et al.*, 2018) as it has been reported in the Table 1 and Table 5.

Tableau 5 : Microalgae strains for wastewater treatment and their nutrient removal efficiency adapted from Nwoba et al. (2020).

Microalgae sp.	Wastewater source	%N removal	%P removal	Reference
<i>Scynecksmus obliquus</i>	Municipal wastewater	80-99	54-98	Martinez et al. (2000)
<i>Chlorella sp.</i>		93	81	Li et al.(2011)
<i>Chlorella sp.</i>	Digested manure	76-83	63-75	Wang et al. (2010)
<i>Chlorella pyrenoidosa</i>	Industrial wastewater	70	44	Hongyang et al.(2011)
<i>Chlorella pyrenoidosa</i>	Diluted piggery wastewater	60 77.7 ^{a)}	80	Wang et al. (2012)
<i>Chlorella vulgaris</i>	Municipal wastewater	24-99	<30-78	Aslan and Kapdan (2006)
<i>Chlorella soroldniana</i>		45-72	88	Hernandez.et al. (2006)
<i>Chlorella vulgaris</i>		55-88	12-100	Ruiz-Marin et al. (2010)
<i>Scynecksmus obliquus</i>		79-100 ^{a)}	30-100	Zhang et al.(2008)
<i>Spindina (Anthrospim) sp.</i>	Animal wastewater	84-90 ^{a)}	72-8714 ^{b)}	Olguín et al. (2003)
<i>Anthrospira platensis</i>	Industrial wastewater	96-100 ^{a)}	87-99 ^{b)}	Phang et al. (2000)
Polyculture	Municipal wastewater	99	99	Woertz et al. (2009)
<i>Chlorella vulgaris</i> (Mixotrophic)	Swine degistates (8 folds dilution)	98.7-99.8 ^{c)}	41.0-62.5	Kwon et al. (2019)
<i>Chlorella vulgaris</i> (Mixotrophic)	Cattle	83.16-94.27 ^{a)}	90.98–94.41	Lv et al. (2018)
<i>Chlorella minutissima, Chlorella sorokiniana Scenedesmus bijuga</i> (Mixotrophic consortium)	Poultry	Up to 60	Up to 80	Singh et al. (2011)
<i>Chlorella vulgaris</i>	Manure free piggery wastes	Up to 100 ^{a)}	Up to 99	Zheng et al. (2019)
<i>Dunaliella sp.</i>	Digested poultry litter	63.8	64.1	Han et al. (2019)

^{a)} Ammonia nitrogen (NH₄⁺-N) ; ^{b)} Total orthophosphates (PO₄³⁻-P) ; ^{c)} (NH₃-N)

These Chlorophyceae are widely used in livestock wastewater treatment bioprocesses not only for their potential for of dairy, piggery, poultry and aquaculture wastes remediation, but also for their high productivity, bioaccumulation of precious molecules and their tolerance to elevated concentration of nutrients and their valorisation into biomethane, biofuel, biohydrogene or bioelectricity (Carlsson et al., 2007; Rowley, 2010; Ben Amor, 2015).

The genus *Chlorella* has particularly a high capacity for photosynthesis (Richmond, 2004; Rowley, 2010; Clement-Larosiere, 2014; Ben Amor, 2015). It's considered among the most promising algae for biofuel production, mainly the species *Chlorella sp.*, thanks to its high lipid content between 14 and 40% of its dry weight (Powell et al, 2009; Taher et al, 2011; Feng et al.,2011; Zhou et al., 2011; Marjakangas et al., 2015; Shen et al.,2015; Lam et al.,2017).*Chlorella vulgaris*, is considered, therefore as a potential candidate algae for animal effluents purification (Table 5) thanks to its particular tolerance to high ammonium concentrations ,(Kwon et al., 2020) . It enables the recovery of respectively up to 94.27 % of ammonia ,94.41%of TP and 91.24 % of COD from the cattle waste medium. (Lv et al.,2018; Table 5). *Chlorella minutissima*, *Chlorella sorokiniana* and *Scenedesmus bijuga* consortium, cultivated in mixotrophy, allowed the recovery of respectively up to 60%,80% of TN and TP from the digested poultry litter (Singh et al.,2011; Table 5). The results for *Chlorella pyrenoidosa*, were up to 60%, 77.7%,80% and 57.6% of respectively TN, NH₄⁺, TP and COD removal from the initial substrate of diluted piggery wastewater (Wang et al.,2012)

Indeed, *Chlorella vulgaris*, is widely used in studies and laboratories, due to its easy cultivation and its biochemical characteristics; it is an ubiquitous alga, found in the aquatic environment, but also in the soil. It tolerates a great variation of salinity and a large pH range, from 3 to 10. (Richmond, 2004; Rowley, 2010; Clement-Larosiere, 2014; Ben Amor, 2015).

Photobioreactors

The growth characteristics and metabolites accumulation strongly depend on the type of cultivation: phototrophic (using light and CO₂), heterotrophic (without light and organic carbon), and mixotrophic (using light, CO₂, and organic carbon). Phototrophic cultivation is the most common type used in large-scale microalgae production (Suparmaniam et al., 2019)

Generally, the different cultivation systems of microalgae in livestock wastewater have been carried out within lab scale into flask or batch systems (Table 5). Nevertheless, other photobioreactors (PBRs), microalgae biofilm photobioreactors (MBPBRs), a rotating microalga biofilm photobioreactor (RABPBR) or RAB (Abu Hasan et al.,2021) open ponds and raceways types and designs have been employed for the treatment of livestock wastewater with microalgae (Table 2; Table 6). Microalgae biofilms or autotrophic biofilms (Choudhary et al.,2017) are a consortium of microalgae (including cyanobacteria) with heterotrophic microorganisms (bacteria, fungi, and protozoa) and other microorganisms which are embedded in extracellular polymeric substance (EPS matrix) (Mantzorou and Ververidis, 2019).As it was explained in section 2, open ponds and raceways are open systems which are very dependent on the meteo parameters, PBRs (section 1) and MBPRs and RABs are closed systems, the cultivation parameters are controlled.

In the Table 6, some characteristics and operating conditions of different PBRs systems are detailed. These parameters influence the PBR nutrient recovery efficiency, in addition to the biotic conditions like the microalgal strain and its abiotic requirements (T°, C/N ratio, N/P ratio, luminosity...).

Tableau 6 : Operating conditions of some PBR treating livestock and municipal wastewater reproduced from Abu Hasan et al. (2021) and Rios Pinto, Ferreira and Tasic (2021).

Raceway pond (15 cm depth, 1500 L). Cultivation in batch and semi continuous modes Pilot-scale	<i>Chlorella sp.</i> and <i>Scenedesmus sp.</i> consortium Anaerobically digested piggery effluent	Biomass productivity: 60–61mgL ⁻¹ d ⁻¹ Lipid productivity: 5.4–21mgL ⁻¹ d ⁻¹	Raeisossadati et al. (2019) ; (Rios Pinto, Ferreira and Tasic, 2021)
MBPBR: -Grid plastic, gauze +baffle, cotton cloth, glass fiber, and a standard cotton cloth -Light intensity: 20010 μmol.m ⁻² s ⁻¹ - HRT: 5days	<i>Chlorella vulgaris</i> UTEX 2714 Hog manure wastewater	COD: 95.67% TP: 64.40% TN: 69.55% NH ₄ ⁺ -N: 91.24%	Chen et al. (2019) Abu Hasan et al. (2021)
Thin layer and turf scrubber Thin-layer reactor (0.5 cm depth, 350L). Cultivation in batch and semicontinuous modes Pilot-scale	<i>Chlorella sp.</i> and <i>Scenedesmus sp.</i> consortium Anaerobically digested piggery effluent	Biomass productivity: 31–45mgL ⁻¹ d ⁻¹ Lipid productivity: 8.1–29mgL ⁻¹ d ⁻¹	Raeisossadati et al. (2019) (Rios Pinto, Ferreira and Tasic, 2021)
MBPBR: Glass plate and attached algal biofilm disks	<i>Chlorella pyrenoidosa</i> Swine wastewater	NH ₄ ⁺ -N: 75.9% TP: 68.4% COD: 74.8% Zn ²⁺ : 65.7% Cu ²⁺ : 53.6% Fe ²⁺ : 58.9%	Cheng et al. (2017) Abu Hasan et al. (2021)
RAB: -Material of disk: Plastic drum (41 cm) - Rotating speed: 4.8rpm -Light intensity: 20020μmol.m ⁻² s ⁻¹ - HRT: 1 2-day 6-day	<i>Chlorella sorokiniana</i> Municipal wastewater	TN : 93.7 % TP : 80.6 % TN : 81.3 % TP : 99.5%	Shayan et al. (2016) Abu Hasan et al. (2021)

6.Efficiency and feasibility of these treatment: a critical overview

6.1. Efficiency:

Photobioreactors for treating livestock effluents, especially pig, bovine and poultry, have shown great performance for nutrients removal. These systems using microalgae as a mean for wastewater treatment, contribute to minimize the use of energy, chemical substances (flocculants, coagulants ...) and allow water recycling by minimizing evaporation losses, and by recycling treated water in watering, cleaning or even in the reuse of cultivation of other microalgae (Hadj-Romdhane et al.,2012). The microalgal biomass produced is also destined for valorization, which creates a kind of circular economy or green economy, contributing to the protection of exhaustible natural resources such as water and presenting a stable revenue due to the added value of the targeted products that creates an additional mean of incomes.

As it has been shown in the tables 5 and 6 and according to several reviews and studies (Solmaz and Işık, 2020; Galanakis, 2021) PBRs and especially MBPRs represent a promising way for wastewater treatment (mainly livestock wastes). The nutrients removal efficiency can reach up to 93.7%, 99.5% and 74.8% for TN, TP and COD removal. Biomass productivity is up to $45\text{mgL}^{-1}\text{d}^{-1}$, and lipid productivity is up to $29\text{mgL}^{-1}\text{d}^{-1}$ (Table 6). However, the nutrient recovery efficiency is highly depending on the PBR system and design, the fixed cultivation conditions, mainly N/P ratio, HRT and luminosity or light intensity. According to several studies, the MBPR technique is considered to be the best approach for livestock wastes secondary treatment (Solmaz and Işık, 2020; Zhang *et al.*, 2020), as it enhances the total solids (TS) amount removal, which influences the cultivation medium turbidity and thus the light penetration and the photosynthesis that impacts in its turn the algal biomass productivity and nutrients removal (Solmaz and Işık, 2020; Zhang *et al.*, 2020). According to Ambat *et al.* (2019) Solmaz and Işık (2020), a high HRT period > 3 days (Zhang *et al.*, 2020) leads to a low nutrient loading which impacts the N/P ratio due to P depletion in the cultivation medium. Nitrogen is not considered as a limiting factor in livestock wastewater for microalgae cultivation. Zhang *et al.* (2019) and (2020), reported that an optimal HRT of 2 days, an N:P ratio of 3.9: 1 had an optimal algal biomass production and nutrient removal for an MBPR system with *Chlorella vulgaris* and *Scenedesmus* consortium cultivated in mixotrophy. Indeed, Kwon *et al.* (2020), confirmed that in a heterotrophic, or mixotrophic culture medium, where algal biomass is associated with bacterial populations, N/P and C/N ratios play an important role in ensuring the equilibrium of the culture medium in terms of inorganic nutrients and carbon dioxide for the microalgae, and organic matter and O_2 for the bacterial functioning (metabolism of nitrogen compounds and respiration). An N/P ratio of 5-10 (Li *et al.*, 2011; Wang *et al.*, 2012; Kwon *et al.*, 2020), C/N ratio of 5 -15, a light intensity of 1500 Lux were optimum for 99% of NH_3 and 62% of TP removal from air-stripped piggery digested manure, with *Chlorella vulgaris* and bacteria consortium in mixotrophy (Kwon *et al.*, 2020) which matches the range of N/P ratio values of livestock wastes mentioned in Table 1, Annexes I, II and III. These N/P ratios fluctuate between 5.4 ± 3.39 (Cai *et al.*, 2012) and 14.5 ± 3.54 (Nwoba *et al.*, 2020) for hog manures (Annex I), between 3.25 ± 1.77 (Cai *et al.*, 2011) and 10 (Nwoba *et al.*, 2020) for cattle wastes (Annex II), and between 3.95 ± 0.49 (Cai *et al.*, 2012) and 32 (Nwoba *et al.*, 2020) for poultry excreta (Annex III).

Optimal N/P ratios vary according to the cultivation medium composition, the algal strains, and the bacterial consortia. According to Chen *et al.* (2012), consumed N/P ratio is in the range of 72.2-76.9 for freshwater algae cultivated in anaerobically-digested manure. Wang *et al.* (2013) reported that *Oedogonium sp.* grown in digested piggery wastewater has an optimal N/P ratio from 4.4 up to 16.0. Concerning *Chlorella sp.*, this ratio is about 7.5-9.5 for a growth medium supplemented with digested dairy wastewater (Wang *et al.*, 2010). Whereas *Chlorella vulgaris* has shown optimal growth and TN and TP removal for an N/P ratio of 11.7-14.4 in air-stripped aerobically digested piggery wastewater and air-stripped pre-treated raw swine wastewater (Kwon *et al.*, 2020). Indeed, Kwon *et al.*, 2020, confirmed that *C. vulgaris* used for the treatment of piggery wastewater hasn't shown any sign of inhibition for a 10-folds diluted air stripped pretreated swine wastes containing with initial concentrations of 2000 mg COD/L, 220 mg TN/L, 100 mg $\text{NH}_3\text{-N/L}$, 40 mg TP/L. Similar results were investigated by Zhu *et al.*, 2013, where under the controlled conditions of 1900 mg/L COD, 80 mg/L TN and 85 mg /L TP *Chlorella sp.*, has shown optimal growth in diluted piggery wastewater. Moreover, anaerobic digestate containing initial concentrations of 200 mg/L TN and 2.5 mg/L TP, provided optimal conditions for *C. zoofingensis* and *Chlorella sp.* cultivation according to Chen *et al.*, 2012. These concentrations are by far smaller than the initial concentrations in the raw livestock wastes (Table 2).

The efficiency of the system will also depend on the initial algal biomass amount inoculum introduced into the system., and the luminosity which can produce photoinhibition in case of excessive luminosity. On the contrary, it could be deficient (due to the accumulation of algal biomass on the walls of the photobioreactors), which results in a slowing of growth. Hence the importance of proper agitation in the culture system (Richmond, 2007; Hadj-Romdhane et al.,2012; Ben Amor, 2015; Abu Hasan et al.,2021). In the lab scale, the optimum light intensity is variable depending on the algal strain. In literature, it was reported to be in the range of 20–1000 $\mu\text{mol.m}^{-2}.\text{s}^{-1}$, and the most commonly 150 $\mu\text{mol.m}^{-2}.\text{s}^{-1}$. According to Ji et al., (2013) optimal luminosity for *Desmodesmus sp.*, is about 98 $\mu\text{mol.m}^{-2}.\text{s}^{-1}$, on the other hand, it's about 700 $\mu\text{mol.m}^{-2}.\text{s}^{-1}$ for *Dunaliella viridis* (Gordillo et al.,1998; Galanakis, 2021). Light cycles (dark: light) as well, impact sharply the performance of the microalgae. Several studies reported that the minimum viable photoperiod is (8:16) and the maximum is (24:0). Whereas the most commonly used photoperiod is 12:12h (dark: light). Indeed, a 24h of light exposure increased biomass productivity (Rai et al., 2015; Galanakis, 2021).

Furthermore, the temperature and especially the pH (inhibition of the growth of *C. vulgaris* if alkaline pH > 10), will impact the growth velocity, cell dimension, metabolites composition and accumulation in the algal cells, and the concentrations of the different nitrogenous forms in the culture medium, as well as the CO₂ concentration. This leads to a change in the C/N, C/P and N/P ratios of the culture medium. The temperature depends on the algal strain but the optimum range for a lab scale is about 16-27°C (Ben Amor, 2015; Kwon et al.,2020; Galanakis, 2021).

6.2. Feasibility:

As it has been discussed in the previous section, PBRs have shown a promising treatment performance with high nutrients removal rates (Tables 5 and 6). However, these systems depend on several intrinsic and extrinsic, biotic and abiotic factors, and the majority of the reported studies concerned only lab scale's systems. Therefore, much more studies still be needed to overcome the challenges of the large-scale microalgae cultivation systems for wastewater treatment (Zhou et al., 2019; Liu et al., 2020).

The first factor that needs to be considered is the strain selection. The best strain is that one that has high productivity biomass, and high metabolic accumulation and uptake for the targeted chemical compounds to be extracted, then, a high tolerance for severe cultivation conditions. For livestock wastewater treatment, many literature reported that mixotrophic algal consortia isolated from these effluents are the best inoculum for an optimum treatment (Al-Jabri et al., 2020 ; Kwon et al.,2020; Nwoba et al., 2020) .However , the selection of the suitable strains still be needed for optimal results .

Water and nutrients availability is no longer a limiting factor for microalgae cultivation, since industries, agriculture and anthropic activities are loading a great amount of undervalued effluents containing abundant amounts of nutrients. Nevertheless, the abiotic parameters (T°, CO₂, nutrients) that are compulsory for algal growth should be optimized and regulated depending on the algal strains.

These parameters that impact heavily biomass productivity and biochemical metabolism in microalgae cultivation are light intensity, photoperiod, temperature, nutrients, mixing, aeration, pH, and CO₂ absorption (Zhou et al., 2019; Liu et al., 2020; Al-Jabri et al., 2020; Galanakis, 2021). For lab scale, providing artificial illumination for indoor microalgae cultivation is necessary. Incandescent lamps and fluorescent tubes. For ideal photosynthesis performance in microalga, LEDs in the blue or red-light spectrum are especially used, as they are reported as the most active portions of light. They generally placed at 23 to 25 cm distance from the PBRs

for ensuring optimal luminosity (Rai et al., 2015; Koc, Anderson, and Kommareddy, 2013; Galanakis, 2021).

Moreover, biological (anaerobic digestion) and physico-chemical pre-treatment are reported as mandatory before processing to microalga cultivation. They must be applied to the raw livestock wastes as a primary treatment approach (Lv et al., 2018). In fact, all the reported studies in the previous sections confirm that PBRs are applied to diluted livestock digestates. This pre-treatment allows the removal of suspended matters and dark colour which reduce the PBRs productivity and efficiency, as they reduce luminosity (Montalvo et al., 2020). The PBRs design is also a very important factor of its efficiency (Abu Hasan et al., 2021). In fact, the higher the surface/volume ratio, the higher the cell concentration is, and consequently, the higher the photobioreactor volumetric productivity and rentability are.

Finally, the biggest challenge of the feasibility of these processes is mainly, energy consumption. As it has been previously discussed, many steps in the microalgae cultivation (in PBRs mainly) are involving high maintenance, high servicing and sophisticated technical assistance and processing. These are including upstream and downstream. In fact, closed indoor cultivation PBRs need power for mixing the culture, for water pumping, gas bubbling and distribution (CO₂) pipelines, during the process. We should not forget as well, wastewater influents' pre-treatment, and PBRs design, manufacturing and conception, which are exclusively costly (Galanakis, 2021). Lower down in the processing chain of wastewater (respectively livestock wastes) treatment with microalga, harvesting (Table 7) and dewatering techniques are, among others the costliest steps. In fact, ultrasound assisted harvesting consume up to 200 MJ energy /Kg of microalgae for 83% of efficiency as reported by Bosma et al. (2003) (Table 7). Mastering these methods and choosing the appropriate ones is crucial, because they define the final yield product, the rentability of the whole treatment system and the quality of the treated water that could be reused and recycled for microalga cultivation or loaded in nature. Therefore, in this case, it should be meeting the international discharge standards. (Al-Jabri et al., 2020). Based on Table 7, several harvesting methods are used to separate the algal biomass from the bulk such as sedimentation, flocculation, filtration, coagulation etc. Whereas, the adoption of a harvesting technique would mainly depend on, the algal strain, the application of the produced biomass and the energy requirement per unit of biomass production. A comparison of different harvesting techniques, their energy consumption and their efficiency in accordance with the algal strain, the wastewater type and the cultivation system type has been detailed in the Table 7 as well.

Generally, to obtain a 20% solid matter biomass paste, a two-phase harvesting process is applied. During the first step, more or less inexpensive harvesting methods like sedimentation, flocculation and filtration are used in order to obtain a biomass slurry of about 1–4% solid matter. In a second step, more performant technique such as centrifugation is used to get biomass paste with in average above 20% solid matter concentration.

According to the cultivation system type and the final targeted product, the type of harvesting technique and the number of steps are fixed. Microalgae biomass destined for biogas production by anaerobic digestion, are harvested by inexpensive methods (filtration, sedimentation, flocculation, ...) since biogas production doesn't request a high quality or refined input product. Slurries are mostly used in anaerobic digestion (Al-Jabri et al., 2020).

Tableau 7 : Energy requirement and harvesting efficiencies in microalgae biomass harvesting reproduced from Al-Jabri et al. (2020)

Harvesting Method	Volume used (L)	Type of Cultivation System	Wastewater Type	Strain name	IBC (mg/L)	HE (%)	CF	FBC (g/L)	Energy Needed (MJ/Kg)	References
Self-cleaning Centrifugation	–	–	–	<i>Scenedesmus sp.</i> Mixed microalgae	1000 400– 700	– 90	120 ~100	120 40– 70	3.6 9.45*	Molina Grima et al. (2003) Sim et al. (1998)
Electrocoagulation	1	–	–	<i>Chlorella vulgaris</i>	300– 600	95	–	–	7.2	Vandamme et al. (2011)
Submerged Filtration	25	–	–	<i>Chlorella vulgaris</i>	410	98	14.7*	6.07	2.3	Bilad et al. (2012)
Vacuum Filtration (belt filter)	–	–	–	<i>Chlorella proboscideum</i>	1000	–	95	95	1.62	Molina Grima et al. (2003)
Tangential flow filtration	34.5	–	–	<i>Tetraselmis suecica</i>	600	–	78	46.8	11.82	Danquah et al. (2009)
Magnetic separation	200	–	–	<i>Botryococcus braunii</i>	1230	~92	–	–	13.17	Wang et al. (2014)
Dissolved air flotation	9750	–	–	Mixed microalga	400-700	–	~100	40- 70	5.87	Sim et al. (1998)
Ultrasound assisted harvesting	8.4	–	–	<i>Monodus subterraneus</i>	160-200	~83	~20	3.2- 4	~200	Bosma et al. (2003)
Pulse electrolysis	0.4	–	–	<i>Nannochloropsis oceanica</i>	~1000	96.4	–	–	1.8	Kim et al. (2014)
Coagulation flocculation	–	High rate algal ponds	Urban wastewater	Mixed microalga	–	90	–	–	–	Gutiérrez et al (2015)
Bioflocculation	–	Photobioreactor	Domestic wastewater	<i>Chlorella sp.</i>	–	98.9	–	–	–	Madkour et al. (2020)
Auto-flocculation	–	Photobioreactor	Pretreated swine wastewater	<i>Chlorella sp.</i>	–	39.5	–	–	–	Cheng et al. (2020)
Belt-filtration system	–	Photobioreactor	Domestic wastewater	<i>Scenedesmus sp.</i>	–	46– 84	–	–	–	Sutherland and Ralph (2019)

IBC = initial biomass concentration, CF = concentration factor, FBC = Final biomass concentration, HE = harvesting efficiency. * was determined by the correlating centrifuge's electricity consumption, harvesting efficiency, and initial biomass concentration

Open systems like High rate algal ponds (HARAP) are also employed in livestock wastewater treatment, mainly outdoor in small agglomerations with cheaper installation. They are economical, since they do not require a huge amount of costly energy and assistance like PBRs. However, they don't afford fix biomass productivity since they are extremely dependent on meteorological conditions. The product quality is not well controlled. Thus, they are easy to construct and operate continuously. However, they encounter major limitations, such as poor light intensity, evaporative losses of water, diffusion of CO₂ to the atmosphere and requirement of large areas of land. Which is not faced in the case of PBRs (Rios et al.,2020; Abu Hasan et al., 2021, Galanakis, 2021).

7. Conclusion

The increasing amount of livestock manures makes their treatment and recycling mandatory. Their rich chemical composition makes them a good valuable medium for microalgal production through biological treatment such as MBPRs, PBRs and open ponds. The produced microalgal biomass is then valuable under several forms, such as bioenergy, biomethane source (after anaerobic digestion); bioelectricity, biofertilizer for crops and feed for animals and fish. They can also be valued as Human dietary supplementing pharmaceutical and food industries. However, MBPRs, PBRs as biological method of wastewater treatment, are not sufficient alone. A pre-treatment of raw livestock manure is compulsory as a primary step before MBPRs and PBRs treatment. These approaches have high treatment efficiency (up to 99% of NH₃ and 62% of TP removal) and a high yield of microalgal biomass of about 0.57 gL⁻¹. d⁻¹(Kwon et al,2020), and is considered among the best alternative for low-cost wastewater treatment. Various species of microalgae, including freshwater and marine microalgae, are capable of forming biofilms and have been shown to act as bioremediation agents depending on environmental factors (light, pH, CO₂, temperature), surface materials, and nutrients availability in the cultivation medium, and finally, on the PBR design.

Chlorophyceae microalgae, including *Chlorella vulgaris*, represent a great potential for nutrients recovery from high concentrated livestock wastes. Nevertheless, the culture parameters of these systems need to be well monitored to achieve optimal microalgal growth and nutrients removal, and to ensure the cost-effectiveness of these bioprocesses.

Indeed, efficiency and viability depend on several biotic and abiotic factors, such as the nutrients' initial concentrations, the microorganisms' composition in the effluents - that can affect the nutrient uptake by the microalgae-, the pH, the CO₂ concentration, the light intensity, the turbulence and the temperature. Therefore, obtaining optimal growth implies a good determination of these parameters.

A very important factor that could impact the PBRs effectiveness, is harvesting techniques of microalgal biomass or the biorefinery approach that, if not well mastered, could significantly increase the cost of the production, and thereby, reduce the economic viability of the whole process and production line. Therefore, more studies should be done to investigate these processes.

Bibliography:

- Abdel-Daim, M. M., Ahmed, A., Ijaz, H., Abushouk, A. I., Ahmed, H., Negida, A., et al., 2019. Influence of *Spirulina platensis* and ascorbic acid on amikacin-induced nephrotoxicity in rabbits. *Environmental Science and Pollution Research*, 26, 8080–8086
- Abu Hasan, H., Abu Bakar, S. N. H. and Takriff, M. S., 2021. ‘Microalgae biofilms for the treatment of wastewater’, in *Microalgae*. Elsevier, pp. 381–407. <https://doi.org/10.1016/B978-0-12-821218-9.00012-8>
- Acièn, F. G., Molina, E., Reis, A., Torzillo, G., Zittelli, G. C., Seplùveda, C., et al., 2017. Photobioreactors for the production of microalgae. In *Microalgae-based biofuels and bioproducts* (pp. 1–44). Elsevier. <https://doi.org/10.1016/B978-0-08-101023-5.00001-7>
- Adamović VM, Antanasijević DZ, Ćosović AR, Ristić MD, Pocajt VV., 2018. An artificial neural network approach for the estimation of the primary production of energy from municipal solid waste and its application to the Balkan countries. *Waste Manag.*78:955–68 <https://doi.org/10.1016/j.wasman.2018.07.012>.
- ADEME, APESA, 2012. Le cadre réglementaire et juridique des activités agricoles de méthanisation et de compostage. ADEME.
- ADEME, 2018. Matières fertilisantes organiques : gestion et épandage guide des bonnes pratiques. ADEME, Angers.
- Adissin, T. O. O., Manabu, I., Shunsuke, K., Saichiro, Y., Moss, A. S., & Dossou, S., 2020. Effects of dietary *Nannochloropsis* sp. powder and lipids on the growth performance and fatty acid composition of larval and postlarval kuruma shrimp, *Marsupenaeus japonicus*. *Aquaculture Nutrition*, 26, 186–200.
- Agregán R., Munekata P., Franco D., Carballo J., Barba F., Lorenzo J., 2018. Antioxidant potential of extracts obtained from macro- (*Ascophyllum nodosum*, *Fucus vesiculosus* and *Bifurcaria bifurcata*) and micro-algae (*Chlorella vulgaris* and *Spirulina platensis*) assisted by ultrasound. *Medicines*. ;5(2) :33.
- Ahmed, M., Ahmad, S., Waldrip, Heidi M., Ramin, M., Raza, M.A., 2020. Whole Farm Modeling: A Systems Approach to Understanding and Managing Livestock for Greenhouse Gas Mitigation, Economic Viability and Environmental Quality, in: Waldrip, H.M., Pagliari, P.H., He, Z. (Eds.), *ASA Special Publications*. American Society of Agronomy, Crop Science Society of America, and Soil Science Society of America, Madison, WI, USA, pp. 345–371. <https://doi.org/10.2134/asaspecpub67.c25>
- Ahsan, M., Habib, B., Parvin, M., Huntington, T., Hasan, M., 2008. A review on culture, production and use of *Spirulina* as food for humans and feeds for domestic animals and fish.
- Aladaileh, S. H., Khafaga, A. F., Abd El-Hack, M. E., AlGabri, N. A., Abukhalil, M. H., Alfwuaires, M. A., et al., 2020. *Spirulina platensis* ameliorates the sub chronic toxicities of lead in rabbits via anti-oxidative, antiinflammatory, and immune stimulatory properties. *Science of the Total Environment*, 701, 134879.
- Al-Jabri, H., Das, P., Khan, S., Thaher, M., AbdulQuadir, M., 2020. Treatment of Wastewaters by Microalgae and the Potential Applications of the Produced Biomass—A Review. *Water* 13, 27. <https://doi.org/10.3390/w13010027>
- Ambat, I., Tang, W.Z., Sillanpää, M., 2019. Statistical analysis of sustainable production of algal biomass from wastewater treatment process. *Biomass Bioenergy* 120, 471–478. <https://doi.org/10.1016/j.biombioe.2018.10.016>
- Amini, M., Amini Khoei, Z. and Erfanifar, E., 2019. ‘Nitrate (NO₃⁻) and phosphate (PO₄³⁻) removal from aqueous solutions by microalgae *Dunaliella salina*’, *Biocatalysis and Agricultural Biotechnology*, 19, p. 101097. <https://doi.org/10.1016/j.bcab.2019.101097>
- Andersen, R. A., Jacobson, D. M., & Sexton, J. P., 1991. Provasoli-Guillard Center for culture of marine phytoplankton catalog of strains 1991: (p. 98). West Boothbay Harbor, ME, USA.
- Andrade L., Andrade C., Dias M., Nascimento C., Mendes M., 2018. *Chlorella* and *Spirulina* Microalgae as Sources of Functional Foods. *Nutraceuticals, and Food Supplements*.:45-58.

- ASAE, 2003. Manure Production and Characteristics American Society of Agricultural Engineers, American Society of Agricultural Engineers.
- Aslan S., Kapdan I. K, 2006. Ecol. Eng., 28, 64.J.-P.
- Awasthi, M.K., Sarsaiya, S., Wainaina, S., Rajendran, K., Kumar, S., Quan, W., Duan, Y., Awasthi, S.K., Chen, H., Pandey, A., Zhang, Z., Jain, A., Taherzadeh, M.J., 2019. A critical review of organic manure biorefinery models toward sustainable circular bioeconomy: Technological challenges, advancements, innovations, and future perspectives. *Renew. Sustain. Energy Rev.* 111, 115–131. <https://doi.org/10.1016/j.rser.2019.05.017>
- Ayre, J.M., Moheimani, N.R., Borowitzka, M.A., 2017. Growth of microalgae on undiluted anaerobic digestate of piggery effluent with high ammonium concentrations. *Algal Res.* 24, 218–226. <https://doi.org/10.1016/j.algal.2017.03.023>
- Azam, H.M., Alam, S.T., Hasan, M., Yameogo, D.D.S., Kannan, A.D., Rahman, A., Kwon, M.J., 2019. Phosphorous in the environment: characteristics with distribution and effects, removal mechanisms, treatment technologies, and factors affecting recovery as minerals in natural and engineered systems. *Environ. Sci. Pollut. Res.* 26, 20183–20207
- Azam, R., Kothari, R., Singh, H.M., Ahmad, S., Kumar, V.A., Tyagi, V.V., 2020. Production of algal biomass for its biochemical profile using slaughterhouse wastewater for treatment under axenic conditions. *Bioresour. Technol* 123116.
- Azizi, S., Bayat, B., Tayebati, H., Hashemi, A., Pajoum Shariati, F., 2020. Nitrate and phosphate removal from treated wastewater by *CHLORELLA VULGARIS* under various light regimes within membrane flat plate photobioreactor. *Environ. Prog. Sustain. Energy.* <https://doi.org/10.1002/ep.13519>
- Babu, S., Prasanna, R., Bidyarani, N., & Singh, R., 2015. Analysing the colonisation of inoculated cyanobacteria in wheat plants using biochemical and molecular tools. *Journal of Applied Phycology*, 27(1), 327–338.
- Bacelo, H. *et al.*, 2020. ‘Performance and prospects of different adsorbents for phosphorus uptake and recovery from water’, *Chemical Engineering Journal*, 381, p. 122566. <https://doi.org/10.1016/j.cej.2019.122566>
- Bishop, T., and Rahman, P., 2017. The production of biomethane from the anaerobic digestion of microalgae: Production technologies for biofuels. *Advances in Biofeedstocks and Biofuels*, 177–200. <https://doi.org/10.1002/9781119117551.ch7>
- Béline, F., Delaby, L., Vertès, F., Rochette, P., Parnaudeau, V., Cellier, P., Peyraud, J.-L., 2012. Les flux d’azote liés aux élevages, réduire les pertes, rétablir les équilibres. 67.
- Ben Amor Hela., 2015. Etude et optimisation de bioaccumulation de Mg²⁺ dans les microalgues “ *Chlorella vulgaris* ”. Autre. Université Paris-Saclay ; Université de Sfax (Tunisie). Français. NNT 2015SACL004.tel-01281323.
- Benoît, P., Brugère, H., Casellas, M., Dabert, P., Fuchs, J., Giamberini, L., Patureau, D., Pons, M.-N., Pourcher, A.-M., Topp, E., 2014. Caractéristiques physico-chimiques et biologiques des Mafor. *Rapp. Final ESCo Matières Fertil. Orig. Résiduaire Chapitre 2*, 249.
- Bertagnoli, B.G.P., Oliveira, J.F., Barbosa, G.M.C., Colozzi Filho, A., 2020. Poultry litter and liquid swine slurry applications stimulate glomalin, extraradicular mycelium production, and aggregation in soils. *Soil Tillage Res.* 202, 104657. <https://doi.org/10.1016/j.still.2020.104657>
- Bilad M.R., Vandamme, D., Foubert, I., Muylaert, K., Vankelecom, I.F.J., 2012. Harvesting microalgal biomass using submerged microfiltration membranes. *Bioresour. Technol.* 111, 343–352.
- Borowitzka, M. A., 2013. High-value products from microalgae—Their development and commercialisation. *Journal of Applied Phycology*, 25, 743–756. (2013). <https://doi.org/10.1007/s10811-013-9983-9>
- Borowitzka, M. A., and Moheimani, N. R., 2013. *Algae for biofuels and energy*. Dordrecht: Springer Netherlands. <https://doi.org/10.1007/978-94-007-5479-9>
- Bosma, R., van Spronsen, W.A., Tramper, J., Wijffels, R.H., 2003. Ultrasound, a new separation technique to harvest microalgae. *J. Appl. Phycol.* 15, 143–153.

- Burg V, Bowman G, Haubensak M, Baier U, Thees O.,2018. Valorization of an untapped resource: energy and greenhouse gas emissions benefits of converting manure to biogas through anaerobic digestion. *Resour Conserv Recycl* ; 136 :53–62. <https://doi.org/10.1016/j.resconrec.2018.04.004><https://doi.org/10.1016/j.>
- Burbano, J., 2018. Évaluation d'impact environnemental de la production des poules pondeuses au Québec 95.
- Bussa, M., Eisen, A., Zollfrank, C., and Roder, H., 2019. Life cycle assessment of microalgae products: State of the art and their potential for the production of polylactide acid. *Journal of Cleaner Production*, 213, 1299–1312. <https://doi.org/10.1016/j.jclepro.2018.12.048>
- Bux, F., and Chisti, Y., 2016. *Algae biotechnology*. Cham: Springer International Publishing. <https://doi.org/10.1007/978-3-319-12334-9>
- Cai, G. *et al.*, 2011. 'Metabolic flux network and analysis of fermentative hydrogen production', *Biotechnology Advances*, 29(4), pp. 375–387. doi: <https://doi.org/10.1016/j.biotechadv.2011.02.001>
- Cai, K. *et al.*, 2012. 'Treatment of estrogens and androgens in dairy wastewater by a constructed wetland system', *Water Research*, 46(7), pp. 2333–2343. doi: <https://doi.org/10.1016/j.watres.2012.01.056>
- Cai, T., Park, S.Y., Li, Y., 2013. Nutrient recovery from wastewater streams by microalgae: Status and prospects. *Renew. Sustain. Energy Rev.* 19, 360–369. <https://doi.org/10.1016/j.rser.2012.11.030>
- Cai, T. *et al.*, 2013. 'Cultivation of *Nannochloropsis salina* using anaerobic digestion effluent as a nutrient source for biofuel production', *Applied Energy*, 108, pp. 486–492. doi: 10.1016/j.apenergy.2013.03.056
- Cao, L., Zhou, T., Li, Z., Wang, J., Tang, J., Ruan, R., Liu, Y., 2018. Effect of combining adsorption-stripping treatment with acidification on the growth of *Chlorella vulgaris* and nutrient removal from swine wastewater. *Bioresour. Technol.* 263, 10–16. <https://doi.org/10.1016/j.biortech.2018.04.094>
- Carlsson, A.S., Van Beilen, J.B., Möller, R., Clayton, D., 2007. Micro-and macro-algae: utility for industrial applications, In: Bowles D, editor. *Outputs from the EPOBIO project*.UK: CPL Press. 82.
- Cerón-García, M.C., Macías-Sánchez M.D., Sánchez-Mirón A., García-Camacho, Molina-Grima E.,2013. A process for biodiesel production involving the heterotrophic fermentation of *Chlorella protothecoides* with glycerol as the carbon source. *AppliedEnergy*103:341-349.
- Chen, X., Hu, Z., Qi, Y., Song, C., and Chen, G., 2019. The interactions of algae-activated sludge symbiotic system and its effects on wastewater treatment and lipid accumulation. *Bioresource Technology*, 292, 122017.
- Choudhary, P., Prajapati, S. K., Kumar, P., Malik, A., and Pant, K. K., 2017. Development and performance evaluation of an algal biofilm reactor for treatment of multiple wastewaters and characterization of biomass for diverse applications. *Bioresource Technology*, 224, 276–284.
- Chaudhary, R., Dikshit, A. K., and Tong, Y. W., 2018. Carbondioxide biofixation and phycoremediation of municipal wastewater using *Chlorella vulgaris* and *Scenedesmus obliquus*. *Environmental Science and Pollution Research*, 25, 20399–20406. <https://doi.org/10.1007/s11356-017-9575-3>
- Chen R, Li R, Deitz L, Liu Y, Stevenson RJ, Liao, 2012.W. Freshwater algal cultivation with animal waste for nutrient removal and biomass production. *Biomass Bioenerg.* 39:128-138.
- Chen X., Li Z., He N., Zheng Y., Li H., Wang H., et al. 2019. Nitrogen and phosphorus removal from anaerobically digested wastewater by microalgae cultured in a novel membrane photobioreactor. *Biotechnology for biofuels* ;11(1):190.
- Cheng, J., Xu, J., Huang, Y., Li, Y., Zhou, J., Cen, K., 2015. Growth optimisation of microalga mutant at high CO₂ concentration to purify undiluted anaerobic digestion effluent of swine manure. *Bioresour. Technol.* 177, 240–246. <https://doi.org/10.1016/j.biortech.2014.11.099>
- Cheng, P., Wang, Y., Liu, T., and Defu Liu, D., 2017. Biofilm attached cultivation of *Chlorella pyrenoidosa* is a developed system for swine wastewater: Treatment and lipid production. *Frontiers in Plant Science*, 8, 1594.

- Cheng, P.; Chen, D.; Liu, W.; Cobb, K.; Zhou, N.; Liu, Y.; Liu, H.; Wang, Q.; Chen, P.; Zhou, C.; et al., 2020. Auto-flocculation microalgae species *Tribonema* sp. and *Synechocystis* sp. with T-IPL pretreatment to improve swine wastewater nutrient removal. *Sci. Total Environ.* 725, 138263.
- Christensen, M.L.; Hjorth, M.; Keiding, K., 2009. Characterization of pig slurry with reference to flocculation and separation. *Water Research*, 43 (3):773-783
- Clement-Larosiere B., Lopes F., Gonçalves A., Taidi B., Benedetti M., Minier M., Pareau D., 2014. Carbon dioxide biofixation by *Chlorella vulgaris* at different CO₂ concentrations and light intensities, *Engineering in Life Sciences* 14: 509-519.
- Daneshvar, E., Zarrinmehr, M. J., Hashtjin, A. M., Farhadian, O., & Bhatnagar, A., 2018. Versatile applications of freshwater and marine water microalgae in dairy wastewater treatment, lipid extraction and tetracycline biosorption. *Bioresource Technology*, 268, 523–530.
- Danquah, M.K., Ang, L., Uduman, N., Moheimani, N., Forde, G.M., 2009. Dewatering of microalgal culture for biodiesel production: Exploring polymer flocculation and tangential flow filtration. *J. Chem. Technol. Biotechnol.* 84, 1078–1083.
- Dar, R.A., Parmar, M., Dar, E.A., Sani, R.K., Phutela, U.G., 2021. Biomethanation of agricultural residues: Potential, limitations and possible solutions. *Renew. Sustain. Energy Rev.* 135, 110217. <https://doi.org/10.1016/j.rser.2020.110217>
- Darestani M, Haigh V, Couperthwaite SJ, Millar GJ and Nghiem LD, 2017. Hollow fibre membrane contactors for ammonia recovery: current status and future developments. *J Environ Chem Eng* 5:1349–1359.
- Deng, X.-Y., Gao, K., Zhang, R.-C., Addy, M., Lu, Q., Ren, H.-Y., Chen, P., Liu, Y.-H., Ruan, R., 2017. Growing *Chlorella vulgaris* on thermophilic anaerobic digestion swine manure for nutrient removal and biomass production. *Bioresour. Technol.* 243, 417–425. <https://doi.org/10.1016/j.biortech.2017.06.141>
- Dewi I.C., Falaise C., Hellio C., Bourgougnon N., Mouget J.-L., 2018. Anticancer, Antiviral, Antibacterial, and Antifungal Properties in Microalgae. *Microalgae in Health and Disease Prevention*: Elsevier; p. 235-61
- Dineshkumar, R., Subramanian, J., Gopalsamy, J., Jayasingam, P., Arumugam, A., Kannadasan, S., Sampathkumar, P., 2019. The Impact of Using Microalgae as Biofertilizer in Maize (*Zea mays* L.). *Waste Biomass Valorization* 10, 1101–1110. <https://doi.org/10.1007/s12649-017-0123-7>
- Ding, G. T., Yaakob, Z., Takriff, M. S., Salihon, J., & Rahaman, M. S. A., 2016. Biomass production and nutrients removal by a newly-isolated microalgal strain *Chlamydomonas* sp in palm oil mill effluent (POME). *International Journal of Hydrogen Energy*, 41(8), 4888–4895.
- Dong L., Heber A.J., Patterson J.A., Strobel B.R., Jones D.D., and Sutton A.L., 1997. - Bioscrubber for removing ammonia from swine house exhaust air - In proceedings of the congress «Ammonia and Odour Control from Animal Production Facilities», Vinkeloord, The Netherlands, October 6-10 - *Eur Ag Eng*: 529- 532.
- Dougherty, B., Gray, M., Johnson, M.G., Kleber, M., 2017. Can Biochar Covers Reduce Emissions from Manure Lagoons While Capturing Nutrients? *J. Environ. Qual.* 46, 659–666. <https://doi.org/10.2134/jeq2016.12.0478>
- Dourmad, J.-Y., Boudon, A., Narcy, A., 2020. Le phosphore dans les systèmes d'élevage. *INRAE Prod. Anim.* 33. <https://doi.org/10.20870/productions-animales.2020.33.1.3126>
- Drózdź, D., Wystalska, K., Malińska, K., Grosser, A., Grobelak, A., Kacprzak, M., 2020. Management of poultry manure in Poland – Current state and future perspectives. *J. Environ. Manage.* 264, 110327. <https://doi.org/10.1016/j.jenvman.2020.110327>
- Dumont, E., Lagadec, S., Guingand, N., Loyon, L., Amrane, A., & Couvert, A., 2019, August. Nitrogen mass balance of a biotrickling filter treating NH₃ emissions from pig facilities. Device control using electrical conductivity measurement.
- Dumont, E., Lagadec, S., Guingand, N., Loyon, L., Amrane, A., & Couvert, A., 2019. Control of biotrickling filters treating NH₃ emissions from animal houses using electrical conductivity measurement.
- El-Baz, F. K., & Baky, H. H. A. E., 2018. Pilot scale of microalgal production using photobioreactor. In C. JCG, & L.GLL (Eds.), *Photosynthesis—From its evolution to future*

improvements in photosynthetic efficiency using nanomaterials. InTech. <https://doi.org/10.5772/intechopen.78780>

- El-Habashi, N., Fadl, S. E., Farag, H. F., Gad, D. M., Elsadany, A. Y., & El Gohary, M. S. (2019). Effect of using Spirulina and Chlorella as feed additives for elevating immunity status of Nile tilapia experimentally infected with *Aeromonas hydrophila*. *Aquaculture Research*, 50, 2769–2781.
- Elyssia Mayhead *et al.*, 2018. ‘Comparing Nutrient Removal from Membrane Filtered and Unfiltered Domestic Wastewater Using *Chlorella vulgaris*’, *Biology*, 7(1), p. 12. <https://doi.org/10.3390/biology7010012>
- Eryalçın, K. M., Ganuza, E., Atalah, E., & Cruz, M. C. H., 2015. *Nannochloropsis gaditana* and *Cryptocodinium cohnii*, two microalgae as alternative sources of essential fatty acids in early weaning for gilthead seabream. *Hidrobiologica*, 25, 193–202.
- Evans, A. M., Smith, D. L., and Moritz, J. S., 2015. Effects of algae incorporation into broiler starter diet formulations on nutrient digestibility and 3 to 21 d bird performance. *Journal of Applied Poultry Research*, 24, 206–214
- Eze, V. C., Orta, S. B. V., García, A., Ramírez, I. M., and Ledesma, M. T. O., 2018. Kinetic modelling of microalgae cultivation for wastewater treatment and carbon dioxide sequestration. *Algal Research*, 32, 131–141
- FAO, 2018. The state of the world fisheries and Aquaculture-Meeting the sustainable development goals. Rome, Italy: FAO, Fisheries and Aquaculture Department
- Faried, M., Samer, M., Abdelsalam, E., Yousef, R.S., Attia, Y.A., Ali, A.S., 2017. Biodiesel production from microalgae: Processes, technologies and recent advancements. *Renew. Sustain. Energy Rev.* 79, 893–913. <https://doi.org/10.1016/j.rser.2017.05.199>
- Feng P, Deng Z, Hu Z, Fan L., 2011. Lipid accumulation and growth of *Chlorella zofingiensis* in flat plate photobioreactors outdoors. *Bioresour Technol.* 102:10577–84. <https://doi.org/10.1016/j.biortech.2011.08.109>
- Ferreira, A., Kunh, S.S., Cremonez, P.A., Dieter, J., Teleken, J.G., Sampaio, S.C., Kunh, P.D., 2018. Brazilian poultry activity waste: Destinations and energetic potential. *Renew. Sustain. Energy Rev.* 81, 3081–3089. <https://doi.org/10.1016/j.rser.2017.08.078>
- Filali R., Tebbani S., Dumur D., Isambert A., Pareau D, Lopes F., 2011. Growth modelling of the green microalga *Chlorella vulgaris* in an air-lift photo-bioreactor. *IFAC Proceedings Volumes (IFAC-PapersOnline)*. 18 :10603-10608.
- Flaga, J., Korytkowski, Ł., Gońka, P., & Kowalski, Z. M., 2019. The effect of docosahexaenoic acid-rich algae supplementation in milk replacer on performance and selected immune system functions in calves. *Journal of Dairy Science*, 102, 8862–8873.
- Franchino, M., Comino, E., Bona, F., Riggio, V.A., 2013. Growth of three microalgae strains and nutrient removal from an agro-zootechnical digestate. *Chemosphere* 92, 738–744. <https://doi.org/10.1016/j.chemosphere.2013.04.023>
- Franchino, M., Tigrini, V., Varese, G. C., Sartor, R. M., & Bona, F., 2016. Microalgae treatment removes nutrients and reduces ecotoxicity of diluted piggery digestate. *Science of the Total Environment*, 569–570, 40–45.
- Frazão, J.J., Benites, V. de M., Ribeiro, J.V.S., Pierobon, V.M., Lavres, J., 2019. Agronomic effectiveness of a granular poultry litter-derived organomineral phosphate fertilizer in tropical soils: Soil phosphorus fractionation and plant responses. *Geoderma* 337, 582–593. <https://doi.org/10.1016/j.geoderma.2018.10.003>
- Fuchs, J., Genermont, S., Houot, S., Jardé, E., Menasseri-Aubry, S., Mollier, A., Morel, C., Parnaudeau, V., Pradel, M., Vieublé, L., 2014. Effets agronomiques attendus de l’épandage des Mafor sur les écosystèmes agricoles et forestiers. *Rapp. Final ESCo Matières Fertil. Orig. Résiduaire – Octobre 2014 Chapitre 3*, 205.
- Fuchs W, Wang X, Gabauer W, Ortner M, Li Z., 2018. Tackling ammonia inhibition for efficient biogas production from chicken manure: status and technical trends in Europe and China. *Renew. Sustain. Energy Rev* 2018; 97:186–99. <https://doi.org/10.1016/j.rser.2018.08.038>

- Gao, F., Li, C., Yang, Z. H., Zeng, G. M., Feng, L. J., Liu, J. Z., et al., 2016. Continuous microalgae cultivation in aquaculture wastewater by a membrane photobioreactor for biomass production and nutrients removal. *Ecological Engineering*, 92, 55–61.
- García-González MC and Vanotti MB, 2015. Recovery of ammonia from swine manure using gas-permeable membranes: effect of waste strength and pH. *Waste Manag* 38:455–461
- Galanakis, C. M., 2021. *Microalgae: cultivation, recovery of compounds and applications*. Available
- Gordillo, F. J. L., Goutx, M., Figueroa, F. L., and Niell, F.X., 1998. Effects of light intensity, CO₂, and nitrogen supply on lipid class composition of *Dunaliella viridis*. *Journal of Applied Phycology*, 10, 135–144. <https://doi.org/10.1023/A:1008067022973>
- Grant RH, Boehm MT, Bogan BW., 2015. Methane and carbon dioxide emissions from manure storage facilities at two free-stall dairies. *Agric for Meteorol* ; 213 :102–13. <https://doi.org/10.1016/j.agrformet.2015.06.008>.
- Guingand N. And Granier R, 1996 - Etude de filières de désodorisation de l'air extrait en porcherie d'engraissement - In proceedings of the congress « Journées de la Recherche Porcine en France » : 217-224.
- Guingand N., 2003 – Qualité de l'air en bâtiment et stades physiologiques – *Techni Porc vol 26 n°3* : 17-24
- Guingand N., 2005 – Le lavage d'air : influence sur les odeurs et l'ammoniac en engraissement – 1ère Journée Privilège Sodalec – Lohéac, 30 Juin 2005.
- Guingand, N. , 2008. Le lavage d'air en élevages porcins. *TechniPorc*, 31(1), 23-27.
- Guingand N. Et Deforges S. 2008 – Etude d'un laveur d'air individuel en engraissement : efficacité sur les émissions d'odeurs et d'ammoniac – 40ème Journées de la Recherche Porcine en France.
- Guivarch, A.; Morel, J.-L., 2001. Valeur fertilisante à court terme du phosphore des boues de stations d'épuration urbaines. Thèse. Institut national polytechnique de Lorraine, Nancy.
- Guo, B., Yang, B., Silve, A., Akaberi, S., Schere, D., Papachristou, I., et al., 2019. Hydrothermal liquefaction of residual microalgae biomass after pulsed electric field-assisted valuable extraction. *Algal Research*, 43, 101650
- Gutiérrez, R., Passos, F., Ferrer, I., Uggetti, E., García, J., 2015. Harvesting microalgae from wastewater treatment systems with natural flocculants: Effect on biomass settling and biogas production. *Algal Res.* 9, 204–211.
- Hadj-Romdhane, F., Jaouen, P., Pruvost, J., Grizeau, D., Van Vooren, G., & Bourseau, P. (2012). Development and validation of a minimal growth medium for recycling *Chlorella vulgaris* culture. *Bioresource technology*, 123, 366-374.
- Hamed, I., 2016. The evolution and versatility of microalgal biotechnology: A review. *Comprehensive Reviews in Food Science and Food Safety*, 15, 1104–1123. <https://doi.org/10.1111/1541-4337.12227>
- Han, T., Lu, H., Zhao, Y., Xu, H., Zhang, Y., Li, B., 2019. Two-step strategy for obtaining *dunaliella* sp. biomass and β -carotene from anaerobically digested poultry litter wastewater. *Int. Biodeterior. Biodegrad.* 143, 104714. <https://doi.org/10.1016/j.ibiod.2019.06.002>
- Hazman, N.A. S., Mohd Yasin, N. H., Takriff, M. S., Hasan, H. A., Kamarudin, K. F., and Mohd Hakimi, N.I. N., 2018. Integrated palm oil mill effluent treatment and CO₂ sequestration by microalgae. *Sains Malaysiana*, 47, 1455–1464.
- Harrison, J.H., Ndegwa, P.M., 2020. Anaerobic Digestion of Dairy and Swine Waste, in: Waldrip, H.M., Pagliari, P.H., He, Z. (Eds.), *ASA Special Publications*. American Society of Agronomy, Crop Science Society of America, and Soil Science Society of America, Madison, WI, USA, pp. 115–127. <https://doi.org/10.2134/asaspecpub67.c13>
- Harun, R., & Danquah, M. K., 2011. Enzymatic hydrolysis of microalgal biomass for bioethanol production. *Chemical Engineering Journal*, 168, 1079–1084. <https://doi.org/10.1016/j.cej.2011.01.088>
- Hernández-García, A., Velázquez-Orta, S. B., Novelo, E., Yáñez-Noguez, I., Monje-Ramírez, I., & Orta Ledesma, M. T., 2019. Wastewater-leachate treatment by microalgae: Biomass, carbohydrate, and lipid production. *Ecotoxicology and Environmental Safety*, 174, 435–444

- Hez, Pagliari PH, Waldrip HM.,2016. Applied and environmental chemistry of animal manure: a review. *Pedosphere*;26(6):779–816.[https://doi.org/10.1016/S1002-0160\(15\)60087-X](https://doi.org/10.1016/S1002-0160(15)60087-X).
- Hernández, L. E. de-Bashan, Y. Bashan, *Enzyme Microb. Technol.*, 38, 190.
- Hongyang S., Yalei Z., Chunmin Z., Xuefei Z., L.,2011. *Jinpeng. Bioresour.Technol.*, 102, 9884.
- Houot S., Pons M.N., Pradel M., Caillaud M.A., Savini I., et al., 2014. Valorisation des matières fertilisantes d'origine résiduaires sur les sols à usage agricole et forestiers. Impacts agronomiques,environnementaux, socio-économiques. *irstea*. 2014, pp.1000. fihal-02600268
- Hu B, Zhou W, Min M, Du Z, Chen P, Ma X *et al.*,2013 Development of an effective acidogenically digested swine manure-based algal system or improved wastewater treatment and biofuel and feed production. *Appl Energy* 107 :255–263
- Huang, H.M., Xiao, X.M., Yang, L.P., Yan, B., 2011a. Removal of ammonium from rare-earth wastewater using natural brucite as a magnesium source of struvite precipitation. *Water Sci. Technol.* 63, 468–474.
- Huang, H.M., Xu, C., Zhang, W., 2011b. Removal of nutrients from piggery wastewater using struvite precipitation and pyrogenation technology.*Bioresour. Technol.* 102, 2523–2528.
- Ibekwe, A.M., Murinda, S.E., Murry, M.A., Schwartz, G., Lundquist, T., Mark Ibekwe, A., Murinda, S.E., Murry, M.A., Schwartz, G., Lundquist, T., 2017. Microbial community structures in high rate algae ponds for bioconversion of agricultural wastes from livestock industry for feed production. *Sci. Total Environ.* 580, 1185–1196. <https://doi.org/10.1016/j.scitotenv.2016.12.076>
- ITAVI, 2003. Caractérisation des fumiers, lisiers et fientes de volailles : ITAVI, Etude Ofival, 41 p.
- Ji M, Kim H, Sapireddy VR, et al., 2013. Simultaneous nutrient removal and lipid production from pretreated piggery wastewater by *Chlorella vulgaris* YSW-04. *Appl. Microbiol. Biotechnol.*97:2701-2710
- Ji, M. K., R. A. I. Abou-Shanab, S. H. Kim, E. S. Salama, S. H. Lee, A. N.Kabra, Y. S. Lee, S. Hong, and B. H. Jeon. 2013a. “Cultivation of microalgae species in tertiary municipal wastewater supplemented with CO₂ for nutrient removal and biomass production.” *Ecol. Eng.* 58:142–148. <https://doi.org/10.1016/j.ecoleng.2013.06.020>.
- Ji, M. K., H. C. Kim, V. R. Sapireddy, H. S. Yun, R. A. Abou-Shanab, J. Choi, W. Lee, T. C. Timmes, and B. H. Jeon. 2013b. “Simultaneous nutrient removal and lipid production from pretreated piggery wastewater by *Chlorella vulgaris* YSW-04.” *Appl. Microbiol. Biotechnol.* 97 (6):2701–2710. <https://doi.org/10.1007/s00253-012-4097-x>.
- Ji, X., M. Jiang, J. Zhang, X. Jiang, and Z. Zheng. 2018. “The interactions of algae-bacteria symbiotic system and its effects on nutrients removal from synthetic wastewater.” *Bioresour. Technol.* 247: 44–50. <https://doi.org/10.1016/j.biortech.2017.09.074>
- Jia, H., & Yuan, Q.,2016. Removal of nitrogen from wastewater using microalgae and microalgae–bacteria consortia. *Cogent Environmental Science*, 2(1), 1275089.
- Jiang, L., Ji, Y., Hu, W., Pei, H., Nie, C., Ma, G., Song, M.,2016. Adjusting irradiance to enhance growth and lipid production of *Chlorella vulgaris* cultivated with monosodium glutamate wastewater. *J. Photochem. Photobio. B Biol.* **162**, 619–624.
- Joshi S., Kumari R., Upasani V.N.,2018. Applications of algae in cosmetics: An overview. *Int. J. Innov. Res. Sci. Eng. Technol.*; 7:1269-78.
- Kamyab, H., Din, M. F. M., Keyvanfar, A., Majid, M. Z. A., Talaiekhosani, A., Shafaghat, A., et al., 2015). Efficiency of microalgae *chlamydomonas* on the removal of pollutants from palm oil mill effluent (POME). *Energy Procedia*, 75, 2400–2408.
- Karthikeyan, N., Prasanna, R., Nain, L., and Kaushik, B. D., 2007. Evaluating the potential of plant growth promoting cyanobacteria as inoculants for wheat. *European Journal of Soil Biology*, 43(1), 23–30
- Kata, F. S., Athbi, A. M., Manwar, E. Q., Al-Ashoor, A., Abdel-Daim, M. M., & Aleya, L.,2018. Therapeutic effect of the alkaloid extract of the cyanobacterium *Spirulina platensis* on the lipid profile of hypercholesterolemic male rabbits. *Environmental Science and Pollution Research*, 25, 19635–19642.

- Kataki, S., West, H., Clarke, M., Baruah, D.C., 2016. Phosphorus recovery as struvite from farm, municipal and industrial waste: Feedstock suitability, methods and pre-treatments. *Waste Manag.* 49, 437–454. <https://doi.org/10.1016/j.wasman.2016.01.003>
- Khalid, A. A. H., Yaakob, Z., Abdullah, S. R. S., & Takriff, M. S., 2019. Analysis of the elemental composition and uptake mechanism of *Chlorella sorokiniana* for nutrient removal in agricultural wastewater under optimized response surface methodology (RSM) conditions. *Journal of Cleaner Production*, 210, 673–686.
- Khan, M. and Yoshida, N., 2008. ‘Effect of l-glutamic acid on the growth and ammonium removal from ammonium solution and natural wastewater by *Chlorella vulgaris* NTM06’, *Bioresour. Technol.*, 99(3), pp. 575–582. doi: [10.1016/j.biortech.2006.12.031](https://doi.org/10.1016/j.biortech.2006.12.031)
- Khanra S., Mondal M., Halder G., Tiwari O., Gayen K., Bhowmick T.K., 2018 Downstream processing of microalgae for pigments, protein and carbohydrate in industrial application: A review. *Food Bioprod. Process.*
- Khoshgoftar Manesh, M.H., Rezazadeh, A., Kabiri, S., 2020. A feasibility study on the potential, economic, and environmental advantages of biogas production from poultry manure in Iran. *Renew. Energy* 159, 87–106. <https://doi.org/10.1016/j.renene.2020.05.173>
- Khoshnevisan, B., Duan, N., Tsapekos, P., Awasthi, M.K., Liu, Z., Mohammadi, A., Angelidaki, I., Tsang, D.C.W., Zhang, Z., Pan, J., Ma, L., Aghbashlo, M., Tabatabaei, M., Liu, H., 2021. A critical review on livestock manure biorefinery technologies: Sustainability, challenges, and future perspectives. *Renew. Sustain. Energy Rev.* 135, 110033. <https://doi.org/10.1016/j.rser.2020.110033>
- Khosravitar, F., 2019. Microalgal biohydrogen photoproduction: Scaling up challenges and the ways forward. *Journal of Applied Phycology*, 1–13. <https://doi.org/10.1007/s10811-019-01911-9>
- Kibria, S., & Kim, I. H., 2019. Impacts of dietary microalgae (*Schizochytrium* JB5) on growth performance, blood profiles, apparent total tract digestibility, and ileal nutrient digestibility in weaning pigs. *Journal of the Science of Food and Agriculture*, 99, 6084–6088.
- Kim, J., Ryu, B.-G., Lee, Y.-J., Han, J.-I., Kim, W., Yang, J.-W., 2014. Continuous harvest of marine microalgae using electrolysis: Effect of pulse waveform of polarity exchange. *Bioprocess Biosyst. Eng.* 37, 1249–1259.
- Koc, C., Anderson, G. A., and Kommareddy, A., 2013. Use of red and blue light-emitting diodes (LED) and fluorescent lamps to grow microalgae in a photobioreactor. *The Israeli Journal of Aquaculture – Bamidgah*, 65, 797.
- Klok, A. J., Lamers, P. P., Martens, D. E., Draaisma, R. B., and Wijffels, R. H., 2014. Edible oils from microalgae: Insights in TAG accumulation. *Trends in Biotechnology*, 32, 521–528. <https://doi.org/10.1016/j.tibtech.2014.07.004>
- Koller, A. P., Wolf, L., Bruck, T., & Weuster-Botz, D., 2018. Studies on the scale-up of biomass production with *Scenedesmus* spp. in flat-plate gas-lift photobioreactors. *Bioprocess and Biosystems Engineering*, 41, 213–220. <https://doi.org/10.1007/s00449-017-1859-y>
- Kothari, R., R. Prasad, V. Kumar, and D. P. Singh. 2013. “Production of biodiesel from microalgae *Chlamydomonas polypyrenoideum* grown on dairy industry wastewater.” *Bioresour. Technol.* 144: 499–503. <https://doi.org/10.1016/j.biortech.2013.06.116>
- Kralik, Z., Kralik, G., Grcevic, M., Hanzek, D., & Margeta, P., 2020. Microalgae *Schizochytrium limacinum* as an alternative to fish oil in enriching table eggs with n-3 polyunsaturated fatty acids. *Journal of the Science of Food and Agriculture*, 100, 587–594.
- Król, M., 2020. Natural vs. Synthetic Zeolites. *Crystals* 10, 622. <https://doi.org/10.3390/cryst10070622>
- Kumar, M.S., Miao, Z.H., Wyatt, S.K., 2010. Influence of nutrient loads, feeding frequency and inoculum source on growth of *Chlorella vulgaris* in digested piggery effluent culture medium. *Bioresour. Technol.* 101, 6012–6018. <https://doi.org/10.1016/j.biortech.2010.02.080>
- Kumar, M., & Sharma, M. P., 2014. Potential assessment of microalgal oils for biodiesel production: A review. *Journal of Materials and Environmental Science*, 5, 757–766.

- Kumar, S. S., Basu, S., Gupta, S., Sharma, J., & Bishnoi, N.R., 2019. Bioelectricity generation using sulfate reducing bacteria as anodic and microalgae as cathodic biocatalysts. *Biofuels*, 10, 81–86. <https://doi.org/10.1080/17597269.2018.1426161>
- Kwon, G., Nam, J.-H., Kim, D.-M., Song, C., Jahng, D., 2019. Growth and nutrient removal of *Chlorella vulgaris* in ammonia-reduced raw and anaerobically-digested piggery wastewaters. *Environ. Eng. Res.* 25, 135–146. <https://doi.org/10.4491/eer.2018.442>
- Kwon, G., Nam, J. H., Kim, D. M., Song, C., and Jahng, D., 2020. Growth and nutrient removal of *Chlorella vulgaris* in ammonia-reduced raw and anaerobically-digested piggery wastewaters. *Environmental Engineering Research*, 25(2), 135-146.
- Labbe, J. I., Ramos-Suárez, J. L., Hernández-Pérez, A., Baeza, A., and Hansen, F., 2017. Microalgae growth in polluted effluents from the dairy industry for biomass production and phytoremediation. *Journal of Environmental Chemical Engineering*, 5(1), 635–643.
- Lais S., Hartung E., And Jungbluth T., 1997. - Reduction of ammonia and odour emissions by bioscrubbers - In proceedings of the congress «Ammonia and Odour Control from Animal Production Facilities», Vinkeloord, The Netherlands, October 6-10 - Eur Ag Eng: 533-536.
- Lakatos, G. E., Ranglova', K., Manoel, J. C., Grivalsky', T., Kopecky', J., & Masoji 'dek, J., 2019. Bioethanol production from microalgae polysaccharides. *Folia Microbiologica*, 1–18. <https://doi.org/10.1007/s12223-019-00732-0>
- Lam, M.K., Lee, K.T., 2012. Microalgae biofuels: a critical review of issues, problems and the way forward. *Biotechnol. Adv.* 30, 673–690.
- Lam, M.K., Yusoff, M.I., Uemura, Y., Lim, J.W., Khoo, C.G., Lee, K.T., Ong, H.C., 2017. Cultivation of *Chlorella vulgaris* using nutrients source from domestic wastewater for biodiesel production: Growth condition and kinetic studies. *Renewable Energy* 103, 197–207.
- Lauritano C., Martín J., de la Cruz M., Reyes F., Romano G., Ianora A., 2018. First identification of marine diatoms with anti-tuberculosis activity. *Scientific reports.*;8(1) :2284.
- Lamminen, M., Halmemies-Beauchet-Filleau, A., Kokkonen, T., Jaakkola, S., & Vanhatalo, A., 2019. Different microalgae species as a substitutive protein feed for soya bean meal in grass silage based dairy cow diets. *Animal Feed Science and Technology*, 247, 112–126.
- Lee, O. K., Oh, Y.-K., and Lee, E. Y., 2015. Bioethanol production from carbohydrate-enriched residual biomass obtained after lipid extraction of *Chlorella* sp. KR-1. *Bioresource Technology*, 196, 22–27
- Lee, S.-A., Lee, N., Oh, H.-M., Ahn, C.-Y., 2021. Stepwise treatment of undiluted raw piggery wastewater, using three microalgal species adapted to high ammonia. *Chemosphere* 263, 127934. <https://doi.org/10.1016/j.chemosphere.2020.127934>
- Leenstra, F., Vellinga, T., Neijenhuis, F., de Buissonjé, F., Gollenbeek, L., 2019. Les effluents d'élevage: Une ressource précieuse. Wageningen Livestock Research, Wageningen University & Research, Wageningue.
- Leite, L. S., Hoffmann, M. T., & Daniel, L. A., 2019. Microalgae cultivation for municipal and piggery wastewater treatment in Brazil. *Journal of Water Process Engineering*, 31, 100821
- Leloup, M., Nicolau, R., Pallier, V., Yepremian, C., and Feuillade-Cathalifaud, G., 2013. Organic matter produced by algae and cyanobacteria: Quantitative and qualitative characterization. *Journal of Environmental Sciences*, 25(6), 1089–1097.
- Li, Y.-Y., Kobayashi, T., 2010. Applications and New Developments of Biogas Technology in Japan, in: *Environmental Anaerobic Technology: Applications and New Development*. pp. 35–58.
- Li Y., Chen Y.-F., Chen P., Min M., Zhou W., Martinez B., R. R., 2011. *Bioresour. Technol.*, 102, 5138.
- Li, X., Yang, W. L., He, H., Wu, S., Zhou, Q., Yang, C., et al., 2018. Responses of microalgae *Coelastrella* sp. to stress of cupric ions in treatment of anaerobically digested swine wastewater. *Bioresource Technology*, 251, 274–279.
- Lim SJ and Kim T-H, 2015. Removal of organic matter and nitrogen in swine wastewater using an integrated ion exchange and bioelectrochemical system. *Bioresour Technol* 189 :107–112.

- Limoli A, Langone M and Andreottola G,2016. Ammonia removal from raw manure digestate by means of a turbulent mixing stripping process *Environ Manage* 176:1–10.
- Liu, J., Spargo, J.T., Kleinman, P.J.A., Meinen, R., Moore, P.A., Beegle, D.B., 2018. Water-Extractable Phosphorus in Animal Manure and Manure Compost: Quantities, Characteristics, and Temporal Changes. *J. Environ. Qual.* 47, 471–479. <https://doi.org/10.2134/jeq2017.12.0467>
- Liu, X., Chen, G., Tao, Y., and Wang, J., 2020. Application of effluent from WWTP in cultivation of four microalgae for nutrients removal and lipid production under the supply of CO₂. *Renewable Energy*, 149, 708–715. <https://doi.org/10.1016/j.renene.2019.12.092>
- Loyon, L., Burton, C.H., Misselbrook, T., Webb, J., Philippe, F.X., Aguilar, M., Doreau, M., Hassouna, M., Veldkamp, T., Dourmad, J.Y., Bonmati, A., Grimm, E., Sommer, S.G.,2016. Best available technology for European livestock farms: Availability, effectiveness and uptake. *J. Environ. Manage.* 166, 1–11.
- Lu, Y. *et al.*,2014. ‘When Bioelectrochemical Systems Meet Forward Osmosis: Accomplishing Wastewater Treatment and Reuse through Synergy’, *Water*, 7(12), pp. 38–50. <https://doi.org/10.3390/w7010038>
- Lum, K. K., Kim, J., & Lei, X. G.,2013. Dual potential of microalgae as a sustainable biofuel feedstock and animal feed. *Journal of Animal Science and Biotechnology*, 4, 53
- Lv, J., Liu, Y., Feng, J., Liu, Q., Nan, F., Xie, S., 2018. Nutrients removal from undiluted cattle farm wastewater by the two-stage process of microalgae-based wastewater treatment. *Bioresour. Technol.* 264, 311–318. <https://doi.org/10.1016/j.biortech.2018.05.085>
- Ma, H. *et al.*, 2018. ‘Nutrient recovery technologies integrated with energy recovery by waste biomass anaerobic digestion’, *Bioresource Technology*, 269, pp. 520–531. <https://doi.org/10.1016/j.biortech.2018.08.114>
- Madeira, M. S., Cardoso, C., Lopes, P. A., Coelho, D., Afonso, C., Bandarra, N. M., & Prates, J. A. M.,2017. Microalgae as feed ingredients for livestock production and meat quality: A review. *Livestock Science*, 205, 111–121.
- Madkour, A.G.M.E.; Ibrahim, H.A.H.; El-Sayed, W.M.M.; El-Moselhy, K.M., 2020. Biofloculation technique for microalgal harvesting and wastewater nutrient recovery. *Iran. J. Fish. Sci.* 19, 1780–1794.
- Mahjoub, N., Sahebi, H., 2020. The water-energy nexus at the hybrid bioenergy supply chain: A sustainable network design model. *Ecol. Indic.* 119, 106799. <https://doi.org/10.1016/j.ecolind.2020.106799>
- Mantzorou, A., and Ververidis, F., 2019. Microalgal biofilms: A further step over current microalgal cultivation techniques. *Science of the Total Environment*, 651(2), 3187–3201.
- Marjakangas, J.M., Chen, C.-Y., Lakaniemi, A.-M., Puhakka, J.A., Whang, L.-M., Chang, J.-S., 2015. Selecting an indigenous microalgal strain for lipid production in anaerobically treated piggery wastewater. *Bioresour. Technol.* 191, 369–376. <https://doi.org/10.1016/j.biortech.2015.02.075>
- Martínez-Bisbal M.C., Carbó Mestre N., Martínez-Mañez R., Bauzá J., Alcañiz Fillol M.,2019 Microalgae degradation follow up by voltammetric electronic tongue, impedance spectroscopy and NMR spectroscopy. *Sensors Actuators B: Chem.* ;281 :44-52.
- Martínez M., Sánchez S., Jiménez J., El Yousfi F., Munoz L. ,2000. *Bioresour. Technol.*, 73, 263.
- Mavrommatis, A., Chronopoulou, E. G., Sotirakoglou, K., Labrou, N. E., Zervas, G., & Tsiplakou, E.,2018. The impact of the dietary supplementation level with *Schizochytrium* sp. on the oxidative capacity of both goats’ organism and milk. *Livestock Science*, 218, 37–43.
- Mazzini, S. *et al.*,2020. ‘Phosphorus speciation during anaerobic digestion and subsequent solid/liquid separation’, *Science of The Total Environment*, 734, p. 139284. <https://doi.org/10.1016/j.scitotenv.2020.139284>
- Mehrabadi, A., Farid, M. M., & Craggs, R., 2017. Potential of five different isolated colonial algal species for wastewater treatment and biomass energy production. *Algal Research*, 21, 1–8.

- Mezzari, M.P., da Silva, M.L.B., Nicoloso, R.S., Ibelli, A.M.G., Bortoli, M., Viancelli, A., Soares, H.M., 2013. Assessment of N₂O emission from a photobioreactor treating ammonia-rich swine wastewater digestate. *Bioresour. Technol.* 149, 327–332. <https://doi.org/10.1016/j.biortech.2013.09.065>
- Min M, Hu B, Mohr MJ, Shi A, Ding J, Sun Y et al., 2014. Swine manure-based pilot-scale algal biomass production system for fuel production and wastewater treatment—a case study. *Appl Biochem Biotechnol* 172: 1390–1406
- Mingzi, W., Yi, Y., Zhihong, C., Yanzhen, C., Wen, Y., Bilian, C., 2016. Removal of nutrients from undiluted anaerobically treated piggery wastewater by improved microalgae. *Bioresour. Technol.* 222, 130e138.
- Mohammadi, M., Mowla, D., Esmailzadeh, F., & Ghasemi, Y., 2018. Cultivation of microalgae in a power plant wastewater for sulfate removal and biomass production: A batch study. *Journal of Environmental Chemical Engineering*, 6(2), 2812–2820.
- Mohan Singh, H., Tyagi, V.V., Kothari, R., Azam, R., Singh Slathia, P., Singh, B., 2020. Bioprocessing of cultivated *Chlorella pyrenoidosa* on poultry excreta leachate to enhance algal biomolecule profile for resource recovery. *Bioresour. Technol.* 316, 123850. <https://doi.org/10.1016/j.biortech.2020.123850>
- Moheimani, N. R., McHenry, M. P., de Boer, K., and Bahri, P. A., 2015. Biomass and biofuels from microalgae. In Vol. 2. Cham: Springer International Publishing. <https://doi.org/10.1007/978-3-319-16640-7>
- Molina Grima, E., Belarbi, E.H., Ación Fernández, F.G., Robles Medina, A., Chisti, Y., 2003. Recovery of microalgal biomass and metabolites: Process options and economics. *Biotechnol. Adv.* 20, 491–515.
- Molinuevo-Salces, B. *et al.*, 2016. ‘From piggery wastewater nutrients to biogas: Microalgae biomass revalorization through anaerobic digestion’, *Renewable Energy*, 96, pp. 1103–1110. doi: <https://doi.org/10.1016/j.renene.2016.01.090>
- Monfet, E., & Unc, A., 2017. Defining wastewaters used for cultivation of algae. *Algal Research*, 24, 520–526. <https://doi.org/10.1016/j.algal.2016.12.008>
- Montalvo, S. *et al.*, 2020. ‘Carbon, nitrogen and phosphorus recovery from liquid swine wastes: a review’, *Journal of Chemical Technology & Biotechnology*, 95(9), pp. 2335–2347. <https://doi.org/10.1002/jctb.6336>
- Nilsson, M., Bhattacharya, J., Rai, A. N., and Bergman, B., 2002. Colonization of roots of rice (*Oryza sativa*) by symbiotic *Nostoc* strains. *New Phytologist*, 156(3), 517–525
- Nwoba, E. G., Ayre, J. M., Moheimani, N. R., Ubi, B. E., & Ogbonna, J. C. ,2016. Growth comparison of microalgae in tubular photobioreactor and open pond for treating anaerobic digestion piggery effluent. *Algal Research*, 17, 268-276.
- Ohse, S., Derner, R., Ozo’rio, R., Corrêa, R., Badiale-Furlong, E., and Cunha, P., 2015. Lipid content and fatty acid profiles in ten species of microalgae. *Idesia (Arica)*, 33, 93–101. <https://doi.org/10.4067/S0718-34292015000100010>
- Olguín, E. J., Galicia S., Mercado G., Pérez T. J., 2003. *Appl. Phycol.*, 15, 249.
- Osman, M. E. H., El-Sheekh, M. M., El-Naggar, A. H., and Gheda, S. F., 2010. Effect of two species of cyanobacteria as biofertilizers on some metabolic activities, growth, and yield of pea plant. *Biology and Fertility of Soils*, 46(8), 861–875.
- Papapolymerou, G., Karayannis, V., Besios, A., Riga, A., Gougoulis, N., & Spiliotis, X., 2018. Scaling-up sustainable *Chlorella vulgaris* microalgal biomass cultivation from laboratory to pilot-plant photobioreactor, towards biofuel. *Global NEST Journal*, 21, 37–42. <https://doi.org/10.30955/gnj.002777>
- Patel A., Matsakas L., Hružová K., Rova U., Christakopoulos P., 2019. Biosynthesis of Nutraceutical Fatty Acids by the Oleaginous Marine Microalgae *Phaeodactylum tricornutum* Utilizing Hydrolysates from Organosolv-Pretreated Birch and Spruce Biomass. *Mar. Drugs*;17(2):119.
- Perera, P.W.A., Han, Z.Y., Chen, Y.X., Wu, W.X., 2007. Recovery of nitrogen and phosphorous as struvite from swine waste biogas digester effluent. *Biomed. Environ. Sci.* 20, 343–350.

- Pereira, I., Ortega, R., Barrientos, L., Moya, M., Reyes, G., and Kramm, V., 2009. Development of a biofertilizer based on filamentous nitrogen-fixing cyanobacteria for rice crops in Chile. *Journal of Applied Phycology*, 21(1),135–144.
- Perin G., Bellan A., Bernardi A., Bezzo F., Morosinotto T.,2019. The potential of quantitative models to improve microalgae photosynthetic efficiency. *Physiol. Plant.*;0(0).
- Phang S., Miah M., Yeoh B., Hashim M., J.,2000. *Appl. Phycol.*, 12, 395.I. Woertz, A. Feffer, T. Lundquist, Y. Nelson, J.,2009. *Environ. Eng.* 2009, 135
- Płaczek, M., Patyna, A., & Witczak, S. (2017). Technical evaluation of photobioreactors for microalgae cultivation. *E3S Web of Conferences*, 19, 02032. <https://doi.org/10.1051/e3sconf/20171902032>
- Powell E., Mapiour M. L., Evitts R. W., Hill G. A. ,2009. Growth kinetics of *Chlorella vulgaris* and its use as a cathodic half-cell. *Bioresource Technology* 100 (1): 269–274.
- Prabhu, M., Mutnuri, S., 2014. Cow urine as a potential source for struvite production. *Int. J. Recycl. Org. Waste Agric.* 3, 49.
- Prandini, J. M., Silva, M. L. B., Mezzari, M. P., Pirolli, M., Michelon, W., & Soares, H. M., 2016. Enhancement of nutrient removal from swine wastewater digestate coupled to biogas purification by microalgae *Scenedesmus* sp. *Bioresource Technology*, 202, 67–75.
- Prasanna, R., Babu, S., Bidyarani, N., Kumar, A., Triveni, S., Monga, D., et al., 2015. Prospecting cyanobacteria fortified composts as plant growth promoting and biocontrol agents in cotton. *Experimental Agriculture*, 51(1),42–65.
- Przytocka-Jusiak, M., Duszota, M., Matusiak, K., & Mycielski, R.,1984. Intensive culture of *Chlorella vulgaris*/AA as the second stage of biological purification of nitrogen industry wastewaters. *Water Research*, 18(1), 1-7.
- Raeisossadati, M., Vadiveloo, A., Bahri, P. A., Parlevliet, D., & Moheimani, N. R., 2019. Treating anaerobically digested piggery effluent (ADPE) using microalgae in thin layer reactor and raceway pond. *Journal of Applied Phycology*, 31, 2311–2319. <https://doi.org/10.1007/s10811-019-01760-6>
- Raheem, A., Prinsen, P., Vuppaladadiyam, A. K., Zhao, M., and Luque, R., 2018. A review on sustainable microalgae based biofuel and bioenergy production: Recent developments. *Journal of Cleaner Production*, 181, 42–59. <https://doi.org/10.1016/j.jclepro.2018.01.125>
- Rai, M. P., Gautom, T., and Sharma, N., 2015. Effect of salinity, pH, light intensity on growth and lipid production of microalgae for bioenergy application. *OnLine Journal of Biological Sciences*, 15, 260–267. <https://doi.org/10.3844/ojbsci.2015.260.267>
- Renuka, N., Prasanna, R., Sood, A., Ahluwalia, A. S., Bansal, R., Babu, S., et al., 2016. Exploring the efficacy of wastewater-grown microalgal biomass as a biofertilizer for wheat. *Environmental Science and Pollution Research*, 23(7), 6608–6620.
- Renuka, N., Prasanna, R., Sood, A., Bansal, R., Bidyarani, N., Singh, R., et al., 2017. Wastewater grown microalgal biomass as inoculants for improving micronutrient availability in wheat. *Rhizosphere*, 3, 150–159.
- Renuka, N., Guldhe, A., Prasanna, R., Singh, P., & Bux, F., 2018. Microalgae as multi-functional options in modern agriculture: Current trends, prospects and challenges. *Biotechnology Advances*, 36(4), 1255–1273.
- Ribeiro, T., Lordelo, M. M., Alves, S. P., Bessa, R. J. B., Costa, P., Lemos, J. P. C., et al.,2013. Direct supplementation of diet is the most efficient way of enriching broiler meat with n-3 long-chain polyunsaturated fatty acids. *British Poultry Science*, 54, 753–765.
- Richmond A.,2004. *Handbook of microalgal culture: biotechnology and applied phycology*, pp.1-588.
- Richmond A.,2007. *Handbook of Microalgal Culture. Biotechnology and Applied Phycology.* Blackwell Science.
- Righini, H., and Roberti, R., 2019. Algae and cyanobacteria as biocontrol agents of fungal plant pathogens. In *Plant microbe interface* (pp. 219–238). Cham: Springer.
- Rizwan, M., Mujtaba, G., Memon, S. A., Lee, K., and Rashid, N., 2018. Exploring the potential of microalgae for new biotechnology applications and beyond: A review. *Renewable and Sustainable Energy Reviews*, 92, 394–404. <https://doi.org/10.1016/j.rser.2018.04.034>

- Ronga, D., Biazzi, E., Parati, K., Carminati, D., Carminati, E., and Tava, A., 2019. Microalgal biostimulants and biofertilisers in crop productions. *Agronomy*, 9(4), 192.
- Rowley W. M. ,2010. Nitrogen and phosphorus biomass-kinetic model for *Chlorella vulgaris* in a biofuel production scheme.
- Ruiz-Marin, L. G. Mendoza-Espinosa, T. Stephenson,2010. *Bioresour.Technol.*, 101, 58.
- Ryu, H.D., Lee, S.I., 2010. Application of struvite precipitation as a pre-treatment in treating swine wastewater. *Process Biochem.* 45, 563–572.
- Sagues, W.J., Assis, C.A., Hah, P., Sanchez, D.L., Johnson, Z., Acharya, M., Jameel, H., Park, S., 2020. Decarbonizing agriculture through the conversion of animal manure to dietary protein and ammonia fertilizer. *Bioresour. Technol.* 297, 122493. <https://doi.org/10.1016/j.biortech.2019.122493>
- Sahu PK, Chakradhari S, Dewangan S, Patel KS.,2016. Combustion characteristics of animal manures. *J Environ Prot*;7(06):951
- Senosy, W., Kassab, A. Y., & Mohammed, A. A. ,2017. Effects of feeding green microalgae on ovarian activity, reproductive hormones and metabolic parameters of Boer goats in arid subtropics. *Theriogenology*, 96, 16–22.
- Sharpley, A.N.; McDowell, R.W.; Kleinman, P.J.A., 2004. Amounts, forms, and solubility of phosphorus in soils receiving manure. *Soil Science Society of America Journal*, 68 (6): 2048-2057.
- Shashvatt, U. *et al.*, 2018. ‘CO₂-assisted phosphorus extraction from poultry litter and selective recovery of struvite and potassium struvite’, *Water Research*, 143, pp. 19–27. <https://doi.org/10.1016/j.watres.2018.06.035>
- Shen, Y., Ogejo, J.A., Bowers, K.E., 2011. Abating the effects of calcium on struvite precipitation in liquid dairy manure. *Trans. ASABE* 54, 325–336.
- Shen, Q. H., Gong, Y. P., Fang, W. Z., Bi, Z. C., Cheng, L. H., Xu, X. H., et al., 2015. Saline wastewater treatment by *Chlorella vulgaris* with simultaneous algal lipid accumulation triggered by nitrate deficiency. *Bioresource Technology*, 193, 68–75
- Shayan, S. I., Agblevor, A. F., Bertin, L., and Sims, R. C., 2016. Hydraulic retention time effects on wastewater nutrient removal and bioproduct production via rotating algal biofilm reactor. *Bioresource Technology*, 211, 527–533.
- Show, K. Y., Yan, Y., Zong, C., Guo, N., Chang, J. S., and Lee, D.J., 2019. State of the art and challenges of biohydrogen from microalgae. *Bioresource Technology*, 289, 121747. <https://doi.org/10.1016/j.biortech.2019.121747>
- Sialve B. & Steyer J.P., 2013. Les microalgues, promesses et défis. *Innovations Agronomiques*, INRAE, 2013, 26, pp.25-39. [hal-01137072](https://hal.inrae.fr/hal-01137072)
- Sim, T.-S. ; Goh, A. ; Becker, E.W.1988. Comparison of centrifugation, dissolved air flotation and drum filtration techniques for harvesting sewage-grown algae. *Biomass.* 16, 51–62.
- Siemers V. and Van Der Weghe H.,1997 - Biofilter/wetscrubber combinations for the reduction of ammonia, odour and dust emissions of pig fattening houses - In proceedings of the congress «Ammonia and Odour Control from Animal Production Facilities», Vinkeloord, The Netherlands, October 6-10 - *Eur Ag Eng*: 537-544.
- Sinedino, L. D. P., Honda, P. M., Souza, L. R. L., Lock, A. L., Boland, M. P., Staples, C. R., et al. ,2017. Effects of supplementation with docosahexaenoic acid on reproduction of dairy cows. *Reproduction*, 153, 707–723.
- Singh, M., Reynolds, D.L., Das, K.C., 2011. Microalgal system for treatment of effluent from poultry litter anaerobic digestion. *Bioresour. Technol.* 102, 10841–10848. <https://doi.org/10.1016/j.biortech.2011.09.037>
- Slaton, N.A.; Roberts, T.L.; Golden, B.R.; Ross, W.J.; Norman, R.J., 2013.Soybean Response to Phosphorus and Potassium Supplied as Inorganic Fertilizer or Poultry Litter. *Agronomy Journal*, 105 (3): 812-820.
- Solmaz, A., Işık, M., 2020. Optimization of membrane photobioreactor; the effect of hydraulic retention time on biomass production and nutrient removal by mixed microalgae culture. *Biomass Bioenergy* 142, 105809. <https://doi.org/10.1016/j.biombioe.2020.105809>

- Sun B, Zhang L, Yang L, Zhang F, Norse D, Zhu Z., 2012. Agricultural non-point source pollution in China: causes and mitigation measures. *Ambio*; 41:370–9. <https://doi.org/10.1007/s13280-012-0249-6>.
- Suparmaniam, U., Lam, M. K., Uemura, Y., Lim, J. W., Lee, K. T., and Shuit, S. H., 2019. Insights into the microalgae cultivation technology and harvesting process for biofuel production: A review. *Renewable and Sustainable Energy Reviews*, 115, 109361. <https://doi.org/10.1016/j.rser.2019.109361>
- Sutherland, D.L.; Ralph, P.J., 2019. Microalgal bioremediation of emerging contaminants—Opportunities and challenges. *Water Res.* 164, 114921.
- Suzuki, K., Tanaka, Y., Kuroda, K., Hanajima, D., Fukumoto, Y., Yasuda, T., Waki, M., 2007. Removal and recovery of phosphorous from swine wastewater by demonstration crystallization reactor and struvite accumulation device. *Bioresour. Technol.* 98, 1573–1578
- Szogi AA and Vanotti MB, 2009. Removal of phosphorus from livestock effluents. *J Environ Qual* 38 :576–586.
- Taher H., Al Zuhair S., Al-Marzouqi A., Haik Y., Farid M., 2011. A review of enzymatic transesterification of microalgal Oil-Based Biodiesel Using Supercritical Technology. *Enzyme research*. 25p.
- Tallaksen, J., Johnson, L., Sharpe, K., Reese, M., 2020. Reducing life cycle fossil energy and greenhouse gas emissions for Midwest swine production systems.
- Tam, N. F. Y. and Wong, Y. S., 1996. ‘Effect of ammonia concentrations on growth of *Chlorella vulgaris* and nitrogen removal from media’, *Bioresource Technology*, 57(1), pp. 45–50. [https://doi.org/10.1016/0960-8524\(96\)00045-4](https://doi.org/10.1016/0960-8524(96)00045-4)
- Tessmer Scaglioni P., Quadros L., de Paula M., Badiale Furlong V., Abreu P.C., Badiale-Furlong E. Inhibition of Enzymatic and Oxidative Processes by Phenolic Extracts from *Spirulina* sp. and *Nannochloropsis* sp. *Food Technol. Biotechnol.* 2018 ;56(3) :344-53.
- Toro, J. C. S., Perez, Y. C., and Alzate, C. A. C., 2018. Evaluation of biogas and syngas as energy vectors for heat and power generation using lignocellulosic biomass as raw material. *Electronic Journal of Biotechnology*. 33. <https://doi.org/10.1016/j.ejbt.2018.03.005>
- Tsiplakou, E., Abdullah, M. A. M., Skliros, D., Chatzikonstantinou, M., Flemetakis, E., Labrou, N., et al., 2017. The effect of dietary *Chlorella vulgaris* supplementation on micro-organism community, enzyme activities and fatty acid profile in the rumen liquid of goats. *Journal of Animal Physiology and Animal Nutrition*, 101, 275–283.
- Tsiplakou, E., Abdullah, M. A. M., Mavrommatis, A., Chatzikonstantinou, M., Skliros, D., Sotirakoglou, K., et al., 2018. The effect of dietary *Chlorella vulgaris* inclusion on goat’s milk chemical composition, fatty acids profile and enzymes activities related to oxidation. *Journal of Animal Physiology and Animal Nutrition*, 102, 142–151.
- Udaiyappan, A. F. M., Hasan, H. A., Takriff, M. S., & Abdullah, S. R. S., 2017. A review of the potentials, challenges, and current status of microalgae biomass applications in industrial wastewater treatment. *Journal of Water Process Engineering*, 20, 8–21.
- Udaiyappan, A. F. M., Hasan, H. A., Takriff, M. S., Abdullah, S. R. S., Maeda, T., Mustapha, N. A., et al., 2020. Microalgae-bacteria interaction in palm oil mill effluent treatment. *Journal of Water Process Engineering*, 35, 101203.
- Uludag-Demirer, S., Demirer, G. N. and Chen, S., 2005. ‘Ammonia removal from anaerobically digested dairy manure by struvite precipitation’, *Process Biochemistry*, 40(12), pp. 3667–3674. <https://doi.org/10.1016/j.procbio.2005.02.028>
- Vandamme, D.; Pontes, S.C.V.; Goiris, K.; Foubert, I.; Pinoy, L.J.J.; Muylaert, K., 2011. Evaluation of electro-coagulation–flocculation for harvesting marine and freshwater microalgae. *Biotechnol. Bioeng.* 108, 2320–2329.
- Van Der Heyden, C., Demeyer, P., Volcke, E.I.P., 2015. Mitigating emissions from pig and poultry housing facilities through air scrubbers and biofilters: State-of-the-art and perspectives. *Biosyst. Eng.* 134, 74–93.
- Vecino X, Reig M, Bhushan B, Gibert O, Valderrama C and Cortina J, 2019. Liquid fertilizer production by ammonia recovery from treated ammonia-rich regenerated streams using liquid–liquid membrane contactors. *Chem Eng J* 360:890–899.

- Wang L., Li Y., Chen P., Min, M., Chen Y., Zhu J., R. R.,2010. Ruan, *Bioresour. Technol.*, 101, 2623.
- Wang H, Xiong H, Hui Z, Zeng X.,2012. Mixotrophic cultivation of *Chlorella pyrenoidosa* with diluted primary piggery wastewater to produce lipids. *Bioresour. Technol.*; 104:215-220.
- Wang N.X, Li B., Deng X.H, Miao A.J., Ji R., Yang L.Y.,2013. Toxicity and bioaccumulation kinetics of arsenate in two freshwater green algae under different phosphate regimes, *Water research* 47: 2497-2506.
- Wang, S.-K.; Wang, F.; Stiles, A.R.; Guo, C.; Liu, C.-Z.,2014. *Botryococcus braunii* cells: Ultrasound-intensified outdoor cultivation integrated with in situ magnetic separation. *Bioresour. Technol.* 167, 376–382.
- Wang, Y., Gua, W., Yen, H. W., Ho, S. H., Lo, Y. C., Cheng, C. L., et al., 2015. Cultivation of *Chlorella vulgaris* JSC-6 with swine wastewater for simultaneous nutrient/COD removal and carbohydrate production. *Bioresource Technology*, 198, 619–625.
- Wang, M., Yang, Y., Chen, Z., Chen, Y., Wen, Y., & Chen, B., 2016. Removal of nutrients from undiluted anaerobically treated piggery wastewater by improved microalgae. *Bioresource Technology*, 222, 130–138
- Wen, Y. *et al.*, 2017. ‘Isolation of an indigenous *Chlorella vulgaris* from swine wastewater and characterization of its nutrient removal ability in undiluted sewage’, *Bioresource Technology*, 243, pp. 247–253. <https://doi.org/10.1016/j.biortech.2017.06.094>
- Williams, C.M., 2013. Poultry waste management in developing countries. The role of poultry in human nutrition, p. 46. <http://www.fao.org/3/al715e/al715e00.pdf>
- Woertz, I., Feffer, A., Lundquist, T., Nelson, Y., 2009. Algae grown on dairy and municipal wastewater for simultaneous nutrient removal and lipid production for biofuel feedstock. *J. Environ. Eng.* 135, 1115e1122. [https://doi.org/10.1061/\(ASCE\)EE.1943-7870.0000129](https://doi.org/10.1061/(ASCE)EE.1943-7870.0000129)
- Yao, Y. *et al.*, 2020. ‘Anaerobic digestion of livestock manure in cold regions: Technological advancements and global impacts’, *Renewable and Sustainable Energy Reviews*, 119, p. 109494. <https://doi.org/10.1016/j.rser.2019.109494>
- Yan, L., Lim, S. U., and Kim, I. H.,2012. Effect of fermented *Chlorella* supplementation on growth performance, nutrient digestibility, blood characteristics, fecal microbial and fecal noxious gas content in growing pigs. *Asian-Australasian Journal of Animal Sciences*, 25, 1742–1747.
- Yan Z, Liu P, Li Y, Ma L, Alva A, Dou Z, Chen Q, Zhang F. Phosphorus in China's intensive vegetable production systems: over fertilization, soil enrichment, and environmental implications. *J Environ Qual* 2013; 42:982–9. <https://doi.org/10.2134/jeq2012.0463>
- Yan-Gui, S., Xin-Rong, L., Ying-Wu, C., Zhi-Shan, Z., and Yan, L., 2013. Carbon fixation of cyanobacterial–algal crusts after desert fixation and its implication to soil organic carbon accumulation in desert. *Land Degradation & Development*, 24(4), 342–349.
- Yetilmezsoy, K., Sapci-Zengin, Z., 2009. Recovery of ammonium nitrogen from the effluent of UASB treating poultry manure wastewater by MAP precipitation as a slow release fertilizer. *J. Hazard. Mater.* 166, 260–269.
- Zahedi S.,2018. Energy efficiency: importance of indigenous microorganisms contained in the municipal solid wastes. *Waste Manag.*;78:7639<https://doi.org/10.1016/j.wasman.2018.06.035>.
- Zeng, W. *et al.*, 2020. ‘Phosphorus recovery from pig farm biogas slurry by the catalytic ozonation process with MgO as the catalyst and magnesium source’, *Journal of Cleaner Production*, 269, p. 122133. <https://doi.org/10.1016/j.jclepro.2020.122133>
- Zhang J., Huss V. A., X. Sun, Chang K., Pang D., Eur. J.,2008. *Phycol.*,43, 185.
- Zhang, D.M., Chen, Y.X., Jilani, G., Wu, W.X., Liu, W., Hen, J., 2012. Optimization of struvite crystallization protocol for pretreating the swine wastewater and its impact on subsequent anaerobic biodegradation of pollutants. *Bioresour. Technol.* 116, 386–395.
- Zhang L, Lee Y-W and Jahng D,2012. Ammonia stripping for enhanced biomethanization of piggery wastewater. *J Hazard Mater* 199:36–42.
- Zhao, Q., Zhang, T., Frear, C., Bowers, K., Harrison, J., Chen, S., 2010. Phosphorous Recovery Technology in Conjunction with Dairy Anaerobic Digestion. CSANR Research Report.

- Zheng, H., Wu, X., Zou, G., Zhou, T., Liu, Y., Ruan, R., 2019. Cultivation of *Chlorella vulgaris* in manure-free piggery wastewater with high-strength ammonium for nutrients removal and biomass production: Effect of ammonium concentration, carbon/nitrogen ratio and pH. *Bioresour. Technol.* 273, 203–211. <https://doi.org/10.1016/j.biortech.2018.11.019>
- Zheng, L., Cheng, S., Han, Y., Wang, M., Xiang, Y., Guo, J., Cai, D., Mang, H.-P., Dong, T., Li, Z., Yan, Z., Men, Y., 2020. Bio-natural gas industry in China: Current status and development. *Renew. Sustain. Energy Rev.* 128, 109925. <https://doi.org/10.1016/j.rser.2020.109925>
- Zhou, N., Zhang, Y., Wu, X., Gong, X., & Wang, Q., 2011. Hydrolysis of *Chlorella* biomass for fermentable sugars in the presence of HCl and MgCl₂. *Bioresource Technology*, 102, 10158–10161. <https://doi.org/10.1016/j.biortech.2011.08.051>
- Zhou, W. Z., Wang, Z. M., Zhu, S. N., Huo, S. H., Yuan, Z. H., and Xie, J., 2016. Culture of four microalgal strains for bioenergy production and nutrient removal in the meliorative municipal wastewater, *Energy Sources Part A*, 38, 670e679
- Zhu L, Wang Z, Shu Q, et al., 2013. Nutrient removal and biodiesel production by integration of freshwater algae cultivation with piggery wastewater treatment. *Water Res.*47:4294-4302

Web References:

- *Chlorella vulgaris* Beijerinck NIES-2170/ Olympus IX71+DP72 © ja: User: NEON / User: NEON_ja:https://upload.wikimedia.org/wikipedia/commons/8/83/Chlorella_vulgaris_NIES2170.jpg .(Consulté le 10 Janvier 2021).

ANNEXES:

Annex I: Characteristics of swine manure: literature review

Livestock farming type /Effluent type	K ⁺ [mg/L]	Fe ²⁺ [mg/L]	Ca ²⁺ [mg/L]	Cu ²⁺ [mg/L]	Mg ²⁺ [mg/L]	Zn ²⁺ [mg/L]	Mn ²⁺ [mg/L]	Na ⁺ [mg/L]	Cl ⁻ [mg/L]	N/P	Country	References
Swine												
Slurry	-	-	-	-	-	-	-	-	-	5.4±3.39	USA	Cai <i>et al.</i> (2012)
Slurry	-	-	-	-	-	-	-	-	-	-	-	Khoshnevisan <i>et al.</i> (2021)
Slurry (b)	-	-	-	-	-	-	-	-	-	-	France	Sharpley <i>et al.</i> (2004); Fuchs <i>et al.</i> (2014)
Slurry	-	-	-	-	-	-	-	-	-	-	Taiwan China	Wang <i>et al.</i> (2015)
Slurry	1010	-	620	4212	210	3105	715	-	-	-	Brazil	Bertagnoli <i>et al.</i> (2020)
Slurry	3418	-	-	-	-	-	-	-	-	-	USA	ASAE (2003); Ma <i>et al.</i> (2018)
Slurry	-	-	-	-	-	-	-	-	-	-	Japan	Li and Kobayashi (2010); Ma <i>et al.</i> (2018)
Slurry	-	-	-	-	-	-	-	-	-	-	-	Mingzi <i>et al.</i> (2016). Lee <i>et al.</i> (2021)
Slurry	-	-	-	0.39 ± 0.01	-	0.31 ± 0.00	-	-	-	-	China	Cao <i>et al.</i> (2018)
Slurry	-	-	-	-	-	-	-	-	-	-	Spain	Molinuevo-Salces <i>et al.</i> (2016)
Slurry (c)	-	-	-	-	-	-	-	-	-	-	-	Monfet et Unc (2016)
Raw slurry	-	-	-	-	-	-	-	-	-	-	Korea	Lee <i>et al.</i> (2021)
Raw slurry	-	-	-	-	-	-	-	-	-	-	China	Wang <i>et al.</i> (2012)
Raw slurry	385.12 ± 22.34	-	24.76 ± 12.83	<0.05	7.34 ± 0.27	<0.05	<0.01	-	-	-	China	Wen <i>et al.</i> (2017)
Raw slurry (d)	-	-	-	-	-	-	-	-	-	-	Korea	Kwon <i>et al.</i> (2019)
Autoclaved slurry	381.45 ± 22.58	-	23.77 ± 7.29	<0.05	7.06 ± 0.53	<0.05	<0.01	-	-	-	China	Wen <i>et al.</i> (2017)
Centrifuged and sterilized slurry	1.65 ± 0.08	1.29 ± 0.06	9.84 ± 0.07	5.18 ± 0.09	1.33 ± 0.09	3.95 ± 0.05	0.92 ± 0.02	-	-	-	China	Zheng <i>et al.</i> (2019)

Livestock farming type /Effluent type	K ⁺ [mg/L]	Fe ²⁺ [mg/L]	Ca ²⁺ [mg/L]	Cu ²⁺ [mg/L]	Mg ²⁺ [mg/L]	Zn ²⁺ [mg/L]	Mn ²⁺ [mg/L]	Na ⁺ [mg/L]	Cl ⁻ [mg/L]	N/P	Country	References
Swine												
Liquide manure	-	-	-	-	-	-	-	-	-	14.5± 3.54	Africa	Nwoba <i>et al.</i> (2020)
Liquide manure	-	-	255	-	-	-	-	-	-	-	-	Suzuki <i>et al.</i> (2007) ; Katakai <i>et al.</i> (2016)
Liquide manure	-	-	61	-	-	-	-	-	-	-	-	Perera <i>et al.</i> (2007) ; Katakai <i>et al.</i> (2016)
Liquide manure	-	-	-	-	-	-	-	-	-	-	-	Ryu <i>et Lee</i> (2010) ; Katakai <i>et al.</i> (2016)
Liquide manure	-	-	135	-	-	-	-	-	-	-	-	Huang <i>et al.</i> (2011a, b) ; Katakai <i>et al.</i> (2016)
Liquide manure	-	-	-	-	-	-	-	-	-	-	-	Zhang <i>et al.</i> (2012) ; Katakai <i>et al.</i> (2017)
Digestate	-	-	-	-	-	-	-	-	-	-	Taiwan, China	Marjakangas <i>et al.</i> (2015)
Digestate	-	-	-	-	-	-	-	-	-	-	Australia	Kumar <i>et al.</i> (2010)
Digestate	809.25	1.46	165.91	0.23	36.97	1.56	0.19	312.30	438.2	-	China	Cheng <i>et al.</i> (2015)
Digestate	-	-	-	-	-	-	-	-	-	-	USA	Deng <i>et al.</i> (2017)
Digestate	-	-	-	-	-	-	-	-	-	-	Australia	Ayre <i>et al.</i> (2017)
Digestate	-	-	-	-	-	-	-	-	-	-	China	Zeng <i>et al.</i> (2020)
Digestate (c)	-	-	-	-	-	-	-	-	-	-	-	Monfet <i>et Unc</i> (2016)
Digestate (d)	-	-	-	-	-	-	-	-	-	-	Korea	Kwon <i>et al.</i> (2019)

Annex II: Characteristics of cattle manure: literature review

Livestock farming type /Effluent type	K ⁺ [mg/L]	Fe ²⁺ [mg/L]	Ca ²⁺ [mg/L]	Cu ²⁺ [mg/L]	Mg ²⁺ [mg/L]	Zn ²⁺ [mg/L]	Mn ²⁺ [mg/L]	Na ⁺ [mg/L]	Cl ⁻ [mg/L]	N/P	Country	References
Cattle												
Slurry	-	-	-	-	-	-	-	-	-	10	Africa	Nwoba et al. (2020)
Slurry	-	-	-	-	-	-	-	-	-	-	-	Khoshnevisan et al. (2021)
Centrifuged slurry (supernatant)	-	-	-	-	-	-	-	-	-	-	China	Lv et al. (2018)
Beef slurry	-	-	-	-	-	-	-	-	-	3.25±1.77	USA	Cai et al. (2011)
Dairy cattle slurry	-	-	-	-	-	-	-	-	-	4	Africa	Nwoba et al. (2020)
Dairy cattle slurry ***	-	-	-	-	-	-	-	-	-	-	Japan	Li and Kobayashi (2010) ; Ma et al.(2018)
Dairy cattle slurry (c)	-	-	-	-	-	-	-	-	-	-	-	Monfet et Unc (2016)
Dairy cattle raw slurry	1200	237	3700	14	600	18	16	336	-	-	USA	Dougherty et al. (2017)
Dairy cattle raw slurry	900	17	500	3	200	4	5	180	-	-	USA	Dougherty et al. (2017)
Dairy cattle raw slurry	1300	33	600	1	200	22	5	210	-	-	USA	Dougherty et al. (2017)
Dairy cattle effluents	-	-	80	-	-	-	-	-	-	-	-	Zhao et al. (2010) ; Kataki et al. (2016)
Dairy cattle effluents	-	-	-	-	-	-	-	-	-	-	USA	Uludag-Demirer et al. (2005) et al. (2005) ; Kataki et al. (2016)
Dairy cattle effluents	-	-	1735	-	-	-	-	-	-	-	-	Shen et al. (2011) ; Kataki et al. (2016)
Dairy cattle effluents	3338	-	-	-	-	-	-	-	-	-	USA	ASAE (2003) ; Ma et al. (2018)
Dairy cattle effluents	-	-	-	-	-	-	-	-	-	-	Japan	Li and Kobayashi (2010) ; Ma et al.(2018)
Dairy cattle degistate (c)	-	-	-	-	-	-	-	-	-	-	-	Monfet and Unc (2016)
Urine	-	-	-	-	-	-	-	-	-	-	-	Prabhu and Mutnuri (2014); Kataki et al. (2016)

Annex III: Characteristics of poultry manure: literature review

Livestock farming type / Effluent type	K ⁺ [mg/L]	Fe ²⁺ [mg/L]	Ca ²⁺ [mg/L]	Cu ²⁺ [mg/L]	Mg ²⁺ [mg/L]	Zn ²⁺ [mg/L]	Mn ²⁺ [mg/L]	Na ⁺ [mg/L]	Cl ⁻ [mg/L]	N/P	Country	References
Poultry												
Manure (b)	-	-	-	-	-	-	-	-	-	-	-	Slaton <i>et al.</i> (2013) ; Fuchs <i>et al.</i> (2014)
Manure (b)	-	-	-	-	-	-	-	-	-	-	-	Guivarch et Morel (2001) ; Fuchs <i>et al.</i> (2014)
Manure (b)	-	-	-	-	-	-	-	-	-	-	-	Sharpley <i>et al.</i> (2004) ; Fuchs <i>et al.</i> (2014)
Manure (b)	22.45	-	51.03	93.41	10.12	1233.98	1012.3	-	-	-	Brazil	Bertagnoli <i>et al.</i> (2020)
Liquide effluents	-	-	-	-	-	-	-	-	-	32	Africa	Nwoba <i>et al.</i> (2020)
Slurry	-	-	-	-	-	-	-	-	-	10±8.49	USA	Cai <i>et al.</i> (2012) ; Nwoba <i>et al.</i> (2020)
Slurry	-	-	-	-	-	-	-	-	-	-	-	Yetilmezsoy and Sapci-Zengin (2009) ; Kataki <i>et al.</i> (2016)
Slurry	4547	-	-	-	-	-	-	-	-	-	USA	ASAE (2003). Ma <i>et al.</i> (2018)
Treated slurry (acidified and filtered)	1042.6 ± 19.0	-	631.6 ± 11.5	-	187.8 ± 3.0	-	-	177.9 ± 4.7	-	-	USA	Shashvatt <i>et al.</i> (2018)
Treated slurry (acidified and filtered)	1331.6 ± 23.4	-	952.4 ± 18.9	-	224.2 ± 5.1	-	-	433.6 ± 8.3	-	-	USA	Shashvatt <i>et al.</i> (2018)
Treated slurry (acidified and filtered)	1516.7 ± 17.8	-	754.1 ± 5.1	-	265.0 ± 2.9	-	-	334.8 ± 3.3	-	-	USA	Shashvatt <i>et al.</i> (2018)
Digestate	-	-	-	-	-	-	-	-	-	3.95±0.49	USA	Cai <i>et al.</i> (2012)
Litter degistate	1314.24	0.085	0.044	0.085	-	-	-	-	-	-	China	Han <i>et al.</i> (2019)
Digestate (b)	-	-	-	-	-	-	-	-	-	-	-	Monfet and Unc (2016)
Centrifuged degistate (supernatant)	1632-2100	22.4- 45.3	173-308	10.4 - 21.4	21.5 - 146	6.34- 13.4	4.57- 9.37	347-389	-	-	USA	Singh <i>et al.</i> (2011)

Diplôme : Master 2

Spécialité : Agrosociétés, environnement, territoires, paysage, forêt

Spécialisation : TEAM-Milieus / Option : SEH

Enseignant référent : Anne JAFFREZIC

Auteur(s) : Rania KAROUI

Date de naissance : 06/08/ 1993

Nb pages : 43 Annexe(s) : 4

Année de soutenance : 2019-2020

Organisme d'accueil : GEPEA, UMR CNRS 6144

Adresse : 37, Boulevard de l'Université, 44600, Saint Nazaire, France.

Maîtres de stage : Éric DUMONT

Olivier GONÇALVES

Titre français : **Les microalgues pour le traitement des effluents d'élevage : bilan**

Titre anglais: **Microalgae for livestock wastewater treatment: an overview**

Résumé :

Les émissions élevées d'ammoniac (NH_3) des installations destinées aux animaux, en particulier les porcs, le bétail et la volaille, ont un impact sur la pollution de l'air et de l'eau, ce qui peut entraîner des problèmes environnementaux (tels que l'eutrophisation) et des conflits entre les agriculteurs et leurs voisins. Plusieurs technologies sont utilisées pour gérer l'augmentation des productions d'effluents d'élevage dans le monde. Les déchets humides peuvent être éliminés directement par méthanisation (digestion anaérobie), ou par compostage (décomposition aérobie). Les émissions gazeuses d'ammoniac peuvent être traitées par biofiltration à l'aide d'épurateurs d'air. Cependant, ces techniques ne sont pas très efficaces lorsque l'eau à traiter contient plusieurs formes d'azote simultanément et à des concentrations élevées (jusqu'à $1000 \text{ mg N. L}^{-1}$). C'est pourquoi on a tendance à utiliser des microalgues, organismes photosynthétiques présentant diverses caractéristiques biochimiques intéressantes (accumulation d'azote, de phosphore, d'oligo-éléments, de métaux traces et lourds) pour un large éventail d'applications, y compris le traitement des eaux usées. En outre, ces micro-organismes peuvent être utilisés dans divers domaines, à savoir : dans l'alimentation humaine et animale, dans la production d'énergie (biocarburants), et dans la production de molécules à haute valeur ajoutée à des fins industrielles (pharmaceutiques et cosmétiques). Les bioprocédés, tels que les photobioréacteurs utilisant des microalgues, principalement la *Chlorella sp.*, comme organisme extracteur de nutriments, sont considérés par les scientifiques comme des techniques prometteuses pour traiter les effluents d'agriculture.

Abstract:

The elevated ammonia (NH_3) emissions from animal facilities, especially pigs, cattle and poultry, impact the air and water pollution which can lead to environmental problems (such as eutrophication) and conflicts between farmers and their neighbours. Several technologies are employed to manage the increasing of animal manure productions worldwide. Wet wastes can be removed directly by methanization (anaerobic digestion), or composting (aerobic decomposition). The gaseous ammonia emissions can be treated by biofiltration using air scrubbers. However, these techniques are not very effective when the water to be treated contains several forms of nitrogen simultaneously and at high concentrations (up to $1000 \text{ mg N. L}^{-1}$) Hence, the tendency is to use microalgae; photosynthetic organisms with various interesting biochemical characteristics (accumulation of nitrogenous, phosphorus, oligo nutrients, trace and heavy metals) for a wide range of applications including wastewater treatment. Then, these microorganisms can be used in various fields, namely: in human and animal food, in energy production (biofuels), and in the production of molecules with high added value for industrial purposes (pharmaceutical and cosmetic fields). Bioprocess, such as photobioreactors using microalgae, mainly *Chlorella sp.*, for nutrients recovery, are considered by scientists as promising techniques for treating wastewater within a circular green economy process.

Mots-clés : Microalgues, *Chlorella sp.*, photobioréacteurs, effluents d'élevage, fumier, lisier, digestat, digestion anaérobie, bioénergie, traitement des effluents, volaille, porc, bovin.

Key Words : Microalgae, *Chlorella sp.*, photobioreactors, Livestock effluents, manure, slurry, digestate, anaerobic digestion, bioenergy, wastewater treatment, poultry, swine, cattle.