



HAL
open science

Teledermatology use in remote areas of French Guiana

Anne-Laure Messagier

► **To cite this version:**

Anne-Laure Messagier. Teledermatology use in remote areas of French Guiana. *Dermatology*. 2019. dumas-03565036

HAL Id: dumas-03565036

<https://dumas.ccsd.cnrs.fr/dumas-03565036v1>

Submitted on 10 Feb 2022

HAL is a multi-disciplinary open access archive for the deposit and dissemination of scientific research documents, whether they are published or not. The documents may come from teaching and research institutions in France or abroad, or from public or private research centers.

L'archive ouverte pluridisciplinaire **HAL**, est destinée au dépôt et à la diffusion de documents scientifiques de niveau recherche, publiés ou non, émanant des établissements d'enseignement et de recherche français ou étrangers, des laboratoires publics ou privés.

UNIVERSITE DES ANTILLES
2019

FACULTE DE MEDECINE
HYACINTHE BASTARAUD

N° 2019ANTI0540

TELEDERMATOLOGIE EN REGION ISOLEE, EXEMPLE DE LA GUYANE

THESE

Présentée et soutenue publiquement à la Faculté de Médecine Hyacinthe BASTARAUD
des Antilles et de la Guyane
Et examinée par les Enseignants de ladite Faculté

Le mardi 17 septembre 2019

Pour obtenir le grade de

DOCTEUR EN MEDECINE

Par

MESSAGIER Anne-Laure

Membres du jury :

Président : M. Pierre COUPPIE	Professeur
Juges : M. Mathieu NACHER	Professeur
Mme Magalie DEMAR-PIERRE	Professeur
M. Romain BLAIZOT	Docteur
M. Sophon KHENG	Docteur
Directrice: Mme Sophie DELAIGUE	Docteur



Le Président de l'Université des Antilles : Eustase JANKY

Doyen de la Faculté de Médecine : Raymond CESAIRE

Vice-Doyen de la Faculté de Médecine : Suzy DUFLO

Professeurs des Universités - Praticiens Hospitaliers

Pascal BLANCHET

Chirurgie Urologique

CHU de POINTE- À -PITRE/ABYMES

Tel : 05 90 89 13 95

André-Pierre UZEL

Chirurgie Orthopédique et Traumatologie

CHU de POINTE-A-PITRE/ABYMES

Tel : 05 90 89 14 66

Pierre COUPPIE

Dermatologie et vénéréologie

CH de CAYENNE

Tel : 05 94 39 53 39

Thierry DAVID

Ophtalmologie

CHU de POINTE-A-PITRE/ABYMES

Tel : 05 90 89 14 55

Suzy DUFLO

ORL – Chirurgie Cervico-Faciale

CHU de POINTE-A-PITRE/ABYMES

Tel : 05 90 93 46 16

Eustase JANKY

Gynécologie-Obstétrique

CHU de POINTE-A-PITRE/ABYMES

Tel 05 90 89 13 89

François ROQUES

Chirurgie Thoracique et Cardiovasculaire

CHU de FORT- DE - FRANCE

Tel : 05 96 55 22 71

- Jean ROUDIE**
Chirurgie Digestive
 CHU de FORT- DE - FRANCE
 Tel : 05 96 55 21 01 - Tel : 05 96 55 22 71
- Jean-Louis ROUVILLAIN**
Chirurgie Orthopédique
 CHU de FORT- DE - FRANCE
 Tel : 05 96 55 22 28
- André CABIE**
Maladies Infectieuses
 CHU de FORT- DE - FRANCE
 Tel : 05 96 55 23 01
- Philippe CABRE**
Neurologie
 CHU de FORT- DE - FRANCE
 Tel : 05 96 55 22 61
- Raymond CESAIRE**
Bactériologie-Virologie-Hygiène option virologie
 CHU de FORT- DE - FRANCE
 Tel : 05 96 55 24 11
- Maryvonne DUEYMES-BODENES**
Immunologie
 CHU de FORT- DE - FRANCE
 Tel : 05 96 55 24 24
- Annie LANNUZEL**
Neurologie
 CHU de POINTE- À -PITRE/ABYMES
 Tel : 05 90 89 14 13
- Louis JEHEL**
Psychiatrie Adulte
 CHU de FORT- DE - FRANCE
 Tel : 05 96 55 20 44
- Mathieu NACHER**
Epidémiologie, Economie de la Santé et Prévention
 CH de CAYENNE
 Tel : 05 94 93 50 24
- Magalie DEMAR - PIERRE**
Parasitologie et Infectiologue
 CH de CAYENNE
 Tel : 05 94 39 53 09
- Vincent MOLINIE**
Anatomie Cytologie Pathologique
 CHU de FORT DE FRANCE
 Tel : 05 96 55 20 85/55 23 50

Philippe KADHEL

Gynécologie-Obstétrique

CHU de POINTE-A-PITRE/ABYMES

Tel : 05 90 89 13 20

Michel DE BANDT

Rhumatologie

CHU de FORT- DE - FRANCE

Tel : 05 96 55 23 52

Karim FARID

Médecine Nucléaire

CHU de FORT- DE - FRANCE

Tel : 05 96 55 21 67

Mehdi MEJDOUBI

Radiodiagnostic et imagerie Médicale

CHU de FORT- DE - FRANCE

Tel : 05 96 55 21 84

Rémi NEVIERE

Physiologie

CHU de FORT- DE - FRANCE

Tel : 05 96 55 20 00

Christian SAINTE-ROSE

Radiodiagnostic et imagerie Médicale

CHU de FORT- DE - FRANCE

Tel : 05 96 55 20 00

Sébastien BREUREC

Bactériologie & Vénérologie

CHU de POINTE- À -PITRE/ABYMES

Tel : 05 90 89 12 80

Félix DJOSSOU

Maladies infectieuses et tropicales

CH de CAYENNE

Tel : 05 94 39 50 50

Nicolas VENISSAC

Chirurgie thoracique et cardiovasculaire

CHU de FORT- DE - FRANCE

Tel : 05 96 55 20 00

Moustapha DRAMÉ

Épidémiologie, Économie de la Santé

CHU de FORT- DE - FRANCE

Tel : 05 96 55 20 00

Christophe DELIGNY

Médecine Interne

CHU de FORT- DE - FRANCE

Tel : 05 96 55 22 55

Narcisse ELENGA

Pédiatrie

CH de CAYENNE

Tel : 05 94 39 77 37

Michel CARLES

Anesthésie Réanimation

CHU DE POINTE- À -PITRE/ABYMES

Tel : 05 90 89 17 74

Professeur de Médecine Générale

Jeannie HELENE-PELAGE

Médecine Générale

CHU de Pointe-à-Pitre / Cabinet libéral

Tel : 05 90 84 44 40

Professeur Associé de Médecine Générale

Franciane GANE-TROPLENT

Médecine générale

Cabinet libéral les Abymes

Tel : 05 90 20 39 37

Maître de Conférences des Universités - Praticiens Hospitaliers

Jocelyn INAMO

Cardiologie

CHU de FORT- DE - FRANCE

Tel : 05 96 55 23 72 - Fax : 05 96 75 84 38

Fritz-Line VELAYOUDOM épouse

Endocrinologie

CEPHISE

CHU de POINTE- À -PITRE/ABYMES

Tel : 05 90 89 13 03

Marie-Laure LALANNE-MISTRIH

Nutrition

CHU de POINTE- À -PITRE/ABYMES

Tel : 05 90 89 13 00

Moana GELU-SIMEON

Gastroentérologie hépatologie

CHU de POINTE-A-PITRE/ABYMES

Tel : 05 90 89 10 10

Maturin TABUE TEGUO

**Médecine interne : Gériatrie et Biologie du
vieillessement**

CHU de POINTE-A-PITRE/ABYMES

Tel : 05 90 89 10 10

Véronique BACCINI

Hématologie

CHU de POINTE-A-PITRE/ABYMES

Tel : 05 90 89 10 10

Maître de Conférence des Université de Médecine Générale

Philippe CARRERE

Médecine générale

Ruelle de la colline

Section Dupré 97141 Vieux Fort

Tel : 05 90 80 84 05

Maître de Conférence Associé de Médecine Générale

Franck MASSE

Médecine générale

Maison de Santé de Ducos

1 Place Asselin de Beauville 97224 DUCOS

Chefs de Clinique des Universités - Assistants des Hôpitaux

BLAIZOT Romain

Dermatologie

CH de CAYENNE

Tel : 05 94 39 53 39

BROUZENG-LACOUSTILLE Charlotte

Endocrinologie

CHU de POINTE- À -PITRE/ABYMES

Tel : 05 90 89 13 03

BUTORI Pauline

Ophtalmologie

CHU de POINTE- À -PITRE/ABYMES

Tél. : 0590 89 14 50

CHAUMONT Hugo

Neurologie

CHU de POINTE- À -PITRE/ABYMES

Tel : 05 90 89 14 13

CHEVALLIER Ludivine	Chirurgie Digestive et Viscérale CHU de Martinique Tél. : 0596 55 20 00
DUDOUIT Sylvain	Chirurgie Orthopédique CHU de Martinique Tél. : 0596 55 20 00
DURTETTE Charlotte	Médecine interne CHU de Martinique Tél. : 0596 55 22 55
HENNO Florent	Anesthésie-Réanimation CHU de POINTE- À -PITRE/ABYMES Tél. : 0590 89 10 10
HUYGHUES DES ETAGES Gunther	ORL/Chirurgie maxillo faciale CHU de POINTE- À -PITRE/ABYMES Tél. : 0590 89 14 60
JEREMIE Jean-Marc	Psychiatrie CHU de Martinique Tél. : 0596 55 20 44
LEFEVRE Benjamin	Maladies infectieuses CHU de POINTE- À -PITRE/ABYMES Tel : 05 90 89 10 10
MONFORT Astrid	Cardiologie CHU de Martinique Tél. : 0596 55 23 72
PARSEMAIN Aurélie	ORL/Chirurgie maxillo faciale CHU de POINTE- À -PITRE/ABYMES Tél. : 0590 89 14 60
PASQUIER Jérémie	Maladies Infectieuses CHU de Martinique Tél. : 0596 55 20 00

PERROT Emmanuel	Urologie CHU de POINTE- À -PITRE/ABYMES Tél. : 0590 89 13 95
POUY Sébastien	Cardiologie CHU de Martinique Tél. : 0596 55 23 72
RENARD Guillaume	Chirurgie Orthopédique CHU de Martinique Tél. : 0596 55 20 00
ROLLE Amélie	Réanimation CHU de POINTE- À -PITRE/ABYMES Tél. : 0590 89 10 10
SAINTE-ROSE Vincent	Parasitologie et Mycologie CH de CAYENNE Tél. : 0594 39 53 59
SYLVESTRE Emmanuelle	Maladies Infectieuses CHU de Martinique Tél. : 0596 55 20 00
TRAMIER Ambre	Gynécologie-Obstétrique CHU de POINTE- À -PITRE/ABYMES Tél. : 0590 89 19 89

Chefs de Clinique des Universités – Médecine Générale

BONIFAY Timothée	Médecine Générale CH de CAYENNE, Croix Rouge Tél. : 0594 39 50 50
CARPIN Jamila	Médecine Générale Cabinet du Dr GANE-TROPLENT Tél. : 0590 20 39 37
NIEMETZKI Florence	Médecine Générale CH de CAYENNE /Cabinet Tél. : 05 94 39 50 50 poste 59 28

PLACIDE Axiane

Médecine Générale
CHU de Martinique, Cabinet
Tél. : 05 90 72 12 04

Professeurs EMERITES

Serge ARFI

Médecine interne
CHU de FORT- DE - FRANCE
Tel : 05 96 55 22 55 - Fax : 05 96 75 84 45

Georges JEAN-BAPTISTE

Rhumatologie
CHU de FORT- DE - FRANCE
Tel : 05 96 55 23 52 - Fax : 05 96 75 84 44

REMERCIEMENTS

Au Professeur Pierre COUPPIE,

Merci de votre engagement dans la formation des internes Antilles-Guyane et des connaissances que vous m'avez transmises notamment sur les dermatoses infectieuses qui ont fortement contribué à valider ma décision d'embrasser la spécialité de dermatologie. Veuillez trouver ici l'expression de ma profonde reconnaissance d'avoir accepté de présider mon jury.

Aux Professeurs Mathieu NACHER et Magalie DEMAR,

Merci de me faire l'honneur de juger cette thèse, soyez assurés de ma sincère gratitude.

A Sophie,

Merci d'avoir accepté de diriger ma thèse lors de cette fameuse partie de squash ! Merci de ta patience, de ta disponibilité malgré la distance, d'avoir cru en moi quand j'étais en plein doute et de m'avoir toujours motivée et encouragée.

Au Docteur Thierry LEGWEN, Paul BROUSSE et à Dominique,

Merci d'avoir partagé vos données et votre expérience du système de télémédecine guyanais

A Romain,

Mon co-interne directif ayant une appétence particulière pour la caféine, aujourd'hui devenu un ami sincère et futur collègue je l'espère :) Merci pour tes conseils et ta relecture en anglais.

A tout le personnel médical et paramédical que j'ai eu l'occasion de rencontrer au cours de ma formation antillaise et guyanaise.

A ma famille,

Ma grand-mère qui aurait sûrement été fière du médecin que je suis en passe de devenir.
Ma Maman et Jean-Marie, soutiens inconditionnels qui me font l'honneur et la joie de venir en Guyane pour ma soutenance. Disponibles pour mes problèmes informatiques répétés, mes relectures de manuscrit, fautes d'orthographe et surtout pour le réconfort en cas de baisse de moral. L'éloignement géographique n'aura en rien altéré ce lien.

A Camille et Kim,

Mes amies et piliers dans la vie, vous avez rempli à la perfection votre mission « remontage de moral » et vous m'avez toujours soutenue, de Clermont-Ferrand à la Malaisie...

A ma Sœur Caroline et mon petit frère Guillaume, qui m'ont aussi aidé jusqu'à 2h du matin lors de la procédure de soumission : ce n'était pas gagné !

A mes amis d'enfance et ceux rencontrés au cours de mon externat à Clermont Ferrand et de mon internat aux Antilles et à Bordeaux : Yann qui restera à jamais dans mon coeur, Alexo, Laeti, Chouki d'amour, JP, Borso, Pib, Iris, Quentin, Paola, Alexandra, Pedrolito, Jo, Margaux & Cyril...

J'ai été entourée de personnes exceptionnelles pendant toutes ces années.

L'internat se termine, il ne me reste qu'à choisir un nouveau rêve à concrétiser !

A tous, je vous exprime ici mon infinie gratitude.

TABLE DES MATIERES

RESUME.....	13
ABSTRACT	14
MANUSCRIT	15
1. Introduction	15
2. Material and methods	16
General principles	16
The telemedicine system in French Guiana	16
The MAST evaluation system	17
3. Results	19
Health problems and characteristics of the demand for care	21
Quality and safety	22
Clinical effectiveness	22
Economic aspect	22
Organizational aspect.....	23
4. Discussion.....	23
The limits of the study	23
A reliable, efficient, accessible and secure system responding to the needs of the territory marked by a lack of doctors	24
System weaknesses and improvement pathways	27
5. Conclusion.....	29
Acknowledgment.....	29
References	30
Figures and tables	31
CONCLUSION	36
ANNEXES	37

RESUME

INTRODUCTION: La Guyane est un département d'outre-mer situé sur la côte nord-est d'Amérique du Sud, principalement recouverte par la forêt amazonienne. La population guyanaise est essentiellement concentrée sur le littoral et une minorité vit à l'intérieur des terres. En 2001, le système de santé français a lancé un projet pilote de télémedecine entre l'hôpital principal de Cayenne et les centres de santé isolés en Guyane afin de lutter contre les inégalités d'accès aux soins. L'objectif de l'étude était d'examiner les cas de dermatologie du réseau de télémedecine guyanais afin d'évaluer l'utilisation de la télémedecine en dermatologie, son utilité et de proposer des voies d'amélioration du système.

METHODES: Nous avons mené une étude rétrospective de tous les cas de dermatologie reçus entre juillet 2015 et décembre 2016 via la plateforme de télémedecine guyanaise. La grille d'évaluation du modèle MAST (Model for Assessment of Telemedicine Applications) a été utilisée conformément aux recommandations de l'Union européenne.

RESULTATS: 254 cas ont été traités par des dermatologues de l'hôpital de Cayenne sur la période d'étude de 18 mois, avec une moyenne de 14 cas par mois. Les 16 centres de santé périphériques ont tous utilisé le service de télémedecine au cours de l'étude. Dans la plupart des cas (202/254, 80%), les spécialistes ont fourni un diagnostic unique aux requérants. Les maladies infectieuses constituaient le principal motif de demande (46%, 92/202), dont certaines maladies tropicales négligées (32%, 29/92) telles que la lèpre et la leishmaniose cutanée. Le taux de réponse au questionnaire de satisfaction adressé aux utilisateurs des centres périphériques était de 39% (100/258). Plus de 85% estimaient le système comme très utile avec un délai de réponse rapide et une amélioration de leurs connaissances personnelles. La certitude diagnostique augmentait avec la qualité des images fournies, bien que celle-ci ne soit bonne que dans 60% des cas (75/125). La plupart des patients pour lesquels une téléexpertise était requise (92%, 234/254) ont été pris en charge au niveau des centres de santé périphériques, seulement 8% (20/254) ont été adressés à l'hôpital principal de Cayenne.

CONCLUSION: Le système de télémedecine guyanais apparaît comme une solution intéressante au manque de spécialistes et permet un meilleur accès aux soins spécialisés en dermatologie pour les populations vivants dans les zones reculées de Guyane.

ABSTRACT

INTRODUCTION: French Guiana is an overseas region of France on the north coast of South America and is mostly covered by tropical rainforest. Most human settlements are located along the coast while some settlements are scattered across the hinterland. In 2001, the French public health service launched a telemedicine pilot project between the main hospital in Cayenne and remote health centers in French Guiana to tackle healthcare access inequalities. The aim of the present study was to review dermatology cases of the French Guiana telemedicine network to assess the use of telemedicine in dermatology, in order to evaluate its usefulness and propose ways to improve the system.

METHODS: A retrospective study was conducted on all dermatology cases referred between July 2015 and December 2016 through the French Guiana platform. The Model for Assessment of Telemedicine (MAST) methodology was used as recommended by the European Union.

RESULTS: A total of 254 cases were reviewed by dermatologists at Cayenne hospital over the 18-month study period, with a mean of 14 cases per month. All the 16 peripheral health centers used the telemedicine service during the study. In most cases (202/254, 80%), specialists provided a single diagnosis to the referrers. Infectious diseases represented the main reasons for requests (92/202, 46%) including 32% (29/92) of neglected tropical diseases like leprosy and cutaneous leishmaniasis. A total of 39% (100/258) peripheral centers answered the end-users' survey, and more than 85% found the answer delay was fast, the service useful and with an educational benefit. Overall, the accuracy of the diagnosis increased with the quality of the pictures provided, though the latter was good in only 60% (75/125) of the cases. Most patients for whom a teleconsultations has been required (234/254, 92%) have been managed in the peripheral health centers, while referring the patient to Cayenne was necessary for only 20/254 (8%).

CONCLUSION: The telemedicine system in French Guiana appears to be an interesting solution to the lack of specialists and allowed a better access to specialized dermatology care for people living in the remote areas of this region.

MANUSCRIT

Article soumis dans le journal « Frontiers in Public Health »

Tele dermatology use in remote areas of French Guiana: experience from a long-running system

Anne-Laure Messagier^{1*}, Pierre Couppié^{1,2}, Romain Blaizot^{1,2}, Sophie Delaigue¹

¹ Dermatology Department, Centre hospitalier Andrée-Rosemon, Cayenne, Guyane

² EA 3593 Ecosystèmes Amazoniens et Pathologies Tropicales, University of French Guiana, Cayenne, French Guiana

Keywords: Telemedicine, tele dermatology, French Guiana, Remote area, neglected tropical diseases, long-running system.

1. Introduction

French Guiana is a department of 83534 km² located on the north coast of South America whose area is close to Portugal. Ninety-five per cent of the area is covered by rainforest. Most of its 280 000-inhabitants population is settled on the coast. The road network is formed by a main axis linking Brazil to Suriname via coastal cities, the interior of the land is only accessible by plane or by boat. For a substantial part of the population, health care access is a real struggle. In 2001, to alleviate this inequality and ease the access of isolated populations to specialists, the introduction of telemedicine was contemplated, through a partnership between the Cayenne Hospital, the National Center for Space Studies (CNES) and Institute of Medicine and Spatial Physiology (MEDES). The first medical specialties of the project were dermatology, parasitology and cardiology. Gradually, every single medical specialty of the Cayenne Hospital was represented to make available specialized advice to the 16 Delocalized Centers for Prevention and Care (CDPS) spread all over the remote areas of the territory. In dermatology, since diagnosis is mostly visual, telemedicine use was a good approach. In tropical areas, skin diseases are a common reason for consultation in general practice. Among the most frequent medical conditions are cosmopolitan infectious skin disease but also less known tropical pathologies such as leprosy and cutaneous leishmaniasis for whom early diagnosis and

treatment can critically help in limiting disease-related complications. In remote areas, these diagnosis represent a real challenge for non-specialists health-care practitioners. The main objective of this study was to assess the dermatology telemedicine service in French Guiana in order to evaluate its usefulness and propose ways to improve the system.

2. Material and methods

General principles

All dermatology cases received between July 1, 2015 and December 31, 2016 were retrospectively studied. Data were collected manually by a resident of the dermatology department in an Excel file from the dermatology requests on the Lotus Notes software (IBM, Armonk, USA). We also conducted a short satisfaction survey of referrers who worked in CDPS between 2016 and 2017. The data collected was then subjected to a descriptive statistical analysis. The following functions were mainly used: average, median, percentage.

The telemedicine system in French Guiana

French Guiana owns three hospitals, all located on the coastal cities of Cayenne, Saint-Laurent du Maroni and Kourou. The rest of the territory is covered by 16 health centers (CDPS) (Figure1). These centers are administrative subdivisions of the Cayenne Hospital, only 8 of them have physicians and medical examination possibility is very limited locally. Dermatologists in French Guiana aren't numerous: 4 private dermatologists, 1 dermatologist at the penitentiary center and Cayenne hospital is the only center benefiting from a dermatology department with 3 dermatologists currently working there. On-field missions to Maripasoula and Saint-Georges are performed by dermatologists of the Cayenne hospital on a monthly basis. They also provide telemedicine consultations for all CDPS, the penitentiary center and the other two hospitals in the territory as part of their usual function. Each CDPS is equipped with a computer with access to the telemedicine computer software, they also have a digital camera and internet connection. The request form includes a specific medical observation according to the specialists they reach out to and they can attach additional documents (such as photographs). It is then automatically sent to the specialist according to the request form chosen. The dermatologist based in Cayenne does not receive an alert when a new dermatology request form

is sent. They would regularly check the telemedicine platform from the dermatology department, and they answer directly to referrer. Telemedicine is also available in partnership with Martinique for some medical specialty that are not represented in French Guiana, such as neuroimaging and neurosurgery.

The MAST evaluation system (model for assessment of telemedicine applications)

The different evaluation indicators of the French Guiana telemedicine system for dermatology were organized according to the MAST evaluation grid. The MAST methodology is a multidisciplinary approach to evaluating telemedicine projects recommended at European level.

Evaluation area	Indicators, statistical data	Means of verification
Health problems and characteristics of the demand for care	Total number of cases, average per month (year 2016), cases per center	Platform
	Categories of the specialist's answer: 1) Single diagnosis 2) Several diagnoses 3) No diagnosis	Manual*
	Number of request by diagnostic category (infectious, inflammatory, tumor, genetic, other)	
	Distribution by sex and age	Platform
	Acute (evolution time <3 months) or chronic (> 3 months) symptoms	
	Total and average number of photographs per file, file type and size	
Quality and safety	Certainty of diagnosis (question for the specialists in the response form: 95% certainty of the proposed diagnosis, 75% with a differential diagnosis, 50% with several differential diagnoses, no certainty)	Platform
	Median response time (time between the date and time of sending the request and the first response of the specialist)	
	Image quality evaluate by specialist ("good", "medium" or "bad")	
	Clinical details and technical advice (when the specialist felt that there was a lack of patient information or advice on taking photographs, the request was considered incomplete.)	Manual
	Response rate to the survey sent to referrers	Survey to referrers**
	Percentage of telemedicine users among responders of the survey	
	Does the average response time seem satisfactory to you?	
	How do you think we could improve this tool? (Free text)	

Evaluation area	Indicators, statistical data	Means of verification
Clinical effectiveness	Diagnostic Concordance (when the referrer and the specialist proposed a single same diagnosis)	Manual
	Proposed examinations *** and treatments (For each request it was noted whether a paraclinical examination or treatment was proposed yes or no by the specialist specifying wich type)	
	Does the use of telemedicine allow you to improve your personal knowledge?	Survey to referrers
Patient satisfaction	Do the specialist's recommendations seem to you to be adapted to the resources available on site?	
	Evaluate your satisfaction of the system (Scale from 0 to 10)	
Economic aspect	Patient's outcome (medical evacuation, hospitalization or consultation)	Manual
	Does the use of telemedicine for dermatology seem useful to you? If so, why?	Survey to referrers
Organizational aspect	Number of CDPS and hospitals that used the platform among those with telemedicine	Platform
	Number of specialists (who answered the requests among the 3 dermatologists of the service)	
	Number of requests per patient	Manual
	Occupation of referrers (CDPS health professionals)	Platform
	Degree of urgency felt by the referrers	
	Do you give news of the patient after receiving the specialized opinion? If not, why?	Survey to referrers
Legal, socio-cultural and ethical aspects	There is no system for collecting patient consent on the platform	

* Corresponds to the dermatology residential student in charge of the study

** The list of professionals who worked in the health centers in 2017 was provided by the Cayenne Hospital. The survey was accessible via software hosted on the web: <https://www.surveymonkey.com>

*** No radiology available on site, only a "descrambling" ultrasound system is available, no delocalized biology only rapid tests (CRP, HIV test). Material for microbiological specimens and skin biopsies is available.

3. Results

Evaluation area	Results
Health problems and characteristics of the demand for care	Total number of cases = 254 requests
	Mean = 14.1 cases /month
	Number of cases per center (Figure 2)
	Number of request by diagnostic category : 1) Single diagnosis 202/254 (80%) : Table 1 and general classification : <ul style="list-style-type: none"> - Infectious (pyoderma, leishmaniasis, virosis, dermatophytosis...) 92/202 (46%) - Inflammatories (autoimmune, cutaneous adverse drug reactions eczema, lichen, psoriasis...) 85/202 (42%) - Other (eg: wounds, ulcers, arthropod bites) 21/202 (10%) - Tumor (eg lipoma, actinic keratosis, botryomycoma) 3/202 (2%) - Genetics (eg neurofibromatosis) 1/202 (1%) 2) Several diagnoses 19/254 (8%) 3) No diagnosis 33/254 (13%)
	Distribution by sex : Sex-ratio 1,3 (139 men / 106 women)
	Distribution by age [years]: [0-18] 95/254 (37%), [18-30] 52/254 (20%), [30-60] 79/254 (31%), >60 22/254 (9%), Undetermined 6/254 (2%)
	Acute symptoms: 148/254 (58%), Chronic: 77/254 (30%)
	Total number of photographs: 888 photographs Average: 3,5 photographs/request File type: JPG 124/254 (49%), PDF 109/254 (43%), JPEG 3/254 (1%), IMG 2/254 (1%), undetermined 16/254 (6%) Average size: 2917 Ko
Quality and safety	Certainty of diagnosis <ul style="list-style-type: none"> - 95% certainty: 35/92 (46%) - 75% certainty: 12/92 (13%) - 50% certainty: 3/92 (3%), - No certainty 35/92 (38%) - Undetermined 162/254 (64%)
	Median response time: 1 day and 12 minutes (minimum 30minutes / maximum 20days)
	Image quality: Good 75/125 (60%), Medium 35/125 (28%), Bad 15/125 (12%), Undetermined 129/254 (51%)
	Clinical details and technical advice: 64/254 (25%)
	Response rate to the survey: 100/258 (39%)
	Percentage of health professionals using telemedicine: Yes 71%, No 29%

	Does the average response time seem satisfactory to you? Yes 86%, No 14%
	How do you think we could improve this tool? (Examples of answers) <ul style="list-style-type: none"> - System accessibility: Simplifying and improving the ergonomics of the software (Importing a photo and sending it takes time). Improve access to other specialties. The opinion request form is too complex and detailed. (Loss of time during consultations). Problem of internet availability. Certain interest in developing the system in private medicine. - Patient follow-up: Creation of a patient file to guarantee a better follow-up of the patients (rotation of the doctors). - Training of health professionals in the field: Training of general practitioners on dermatology to improve sampling, taking photographs. - Management of patients: Sometimes it is the availability of medication that is difficult in an isolated environment. - Financing: Pricing of telemedicine activity in order to perpetuate the system
Clinical effectiveness	Diagnostic Concordance 47/86 (55%)
	Proposed examinations Biopsies 44/254 (17%), Swabs 13/254 (5%), Blood test 22/254 (9%), Radiography 2/254 (1%), Ultrasonography 5/254 (2%), None or unspecified 194/254 (76%)
	Recommended treatments Surgical excision 3/254 (1%), Local treatments 146/254 (57%), Systemic treatments 85/254 (33%), Local and Systemic 59/254 (23%)
	Does the use of telemedicine allow you to improve your personal knowledge? Yes 93%, No 7%
Patient satisfaction	Do the specialist's recommendations seem to you to be adapted to the resources available on site? Very good 60%, Moderately 35%, A little 5%, Not at all 0%
	Evaluate your satisfaction of the system : Average 7,5/10
Economic aspect	Patient's outcome Total requiring specialized opinion = 20/254 (8%) <ul style="list-style-type: none"> - Sanitary evacuation 2/254 (1%) - Planned hospitalization 5/254 (2%) - Specialized consultation 13/254 (5%)
	Does the use of telemedicine for dermatology seem useful to you? If so, why? A lot 90%, Moderately 7%, A little 3%, Not at all 0% <ul style="list-style-type: none"> - Diagnosis support (100%) - Improvement of patient management (87%) - This reassures you (32%) - Less travel for the patient (58%) - Decrease in health system spending (53%)

Organizational aspect	Number of establishments users: 16/16 CDPS, 0/2 hospitals, 0/1 penitentiary center
	Number of specialists Specialist (1): 186/254 (73%), Specialist (2): 67/254 (26%), Specialist (3): 1/254 (0%)
	Number of requests per patient - Concerned a single request 237/254 (93%) - Required at least one second request for the same patient 17/254 (7%)
	Occupation of referrer Doctor 177/254 (70%), Nurse 47/254 (18%), Midwife 0/254 (0%), Undetermined 30/254 (12%)
	Degree of urgency felt by referrer and examples - Very urgent: 3/190 (2%): a profuse larva migrans infection, a machete-related surinfected deep wound and a cutaneous leishmaniasis - Urgent: 46/190 (24%): Severe flare-up psoriasis, "papillonite" - Not urgent: 141/190 (74%): Tungiasis, impetigo
	Do you give news of the patient after receiving the specialized opinion? Always 11%, Often 23%, Rarely 56%, Not 11%
	If not, why? - The patient did not reconsult 48% - I did not have time 27%, - I thought it was not necessary 40% - I did not agree with Answer 4% - I forgot 17% - Other 23%: sample answers o I would have done in case of adverse evolution (as would a patient) o Ergonomics of the software not well adapted to the exchanges o Short-term replacements, little opportunity to see patients again o Fear of over-asking specialists o No request from the specialist

Health problems and characteristics of the demand for care

During the 18 months of study, 254 dermatology cases were analyzed into detail. The Maripasoula CDPS was the lead referrer for dermatology with 26% (65/254) of requests (Figure 2). In their answers, specialists proposed a single diagnosis in 80% (202/254) of cases. In descending order of frequency, infectious dermatoses accounted for 46% (92/202) and then inflammatory dermatosis accounted for 42% (85/202). Neglected tropical disease (NTDs) concerned 11% (29/254) of all cases including 17 cases of leishmaniasis and 7 cases of leprosy (3 paucibacillary, 3 multibacillary, 1 type 1 reversal reaction) diagnosed clinically (table 1).

Examples of treated cases are illustrated in figures 3 to 8. On average, requests had more than 3 photos, and 94% (239/254) of cases contained at least one image.

Quality and safety

When filled by specialists, the 95% certainty concerned 46% (35/92) of the answered. The diagnostic certainty was higher when the quality of the photograph was judged to be good by the specialist (Figure 9). There was no difference in diagnostic certainty depending on whether the suspected pathology was inflammatory or infectious. The median time to answer dermatology cases was 1 day and 12 minutes. Health care practitioners from peripheral centers reported having used telemedicine for 71% of them, and more than 80% are satisfied with the response time.

Clinical effectiveness

When the referrer and specialists had proposed a single diagnosis, the concordance rate was 55% (47/86) corresponding to a similar diagnosis by the two correspondents. Following the diagnosis suspected, the specialist recommended no further examination in 76% (194/254) of cases, then a cutaneous biopsy in 17% (44/254) of cases. Also, 57% (146/254) required a topical treatment. According to the satisfaction survey, more than 90% considered teleexpertise as very useful with an improvement in their personal knowledge.

Economic aspect

Among the 254 dermatology cases, only 8% (20/254) required face-to-face specialized advice at the expertise center in Cayenne with varying degrees of urgency. Two required emergency medical evacuation (one machete surinfected wound and one deep wound with myiasis). An evacuation involved one of the three patients assessed as very urgent by the referrer. The others required a planned hospitalization or specialized hospital consultation. More than half of the telemedicine users mentioned a decrease in the number of trips for the patient as well as a decrease in health care system expenses thanks to the telemedicine use.

Organizational aspect

All the CDPS used the system during the study period, in fact no request were received from the 2 others hospitals and from the penitentiary center. One specialist was mostly involved into the dermatology telemedicine program, as he answered 73% (186/254) of all cases. Referrers from peripheral health centers were represented by physicians in 70% (177/254) of cases. 74% (141/190) of cases were considered non-urgent by the referrer. Most patients required a single consultation with one question from the referrer and a single answer from the specialist. 7% (17/254) of patients required a follow-up of the case with more questions or a second request at a later stage. Acute cases accounted for 58% (148/254), we haven't notice any chronic patients with a follow up of their condition throught the platform. Generally (56%), the referrers rarely gave information on patient follow-up follow-up to the specialist.

4. Discussion

The teledermatology system worked regularly during the 18 months of the study allowing permanent support by the center of expertise in dermatology, to non-specialist health workers from peripheral centers, as part of the activities of the service. With an average of 14 cases per month, all CDPS used the telemedicine system for dermatology, some more than others. The system was reliable and effective for managing the vast majority of CDPS patients. This system is probably under-used by paramedical staff. Indeed the majority of requests come from physicians in peripheral centers, whereas the permanence of care is mainly represented by nurses in certain areas. The main weak points were the lack of information on patient's treatment follow-up and on clinical observations as well as the large number of photographs of insufficient quality.

The limits of the study

Dermatology has been available since the launching of the system in 2001. Between 2001 and 2016, there has been an overall trend towards an increase in the use of teleservice in dermatology with a total of 1790 applications and 112 requests per year in average. Dermatology is the most requested specialty since 2003 (radiology requests excluded). However the study focused on a 18 months period. One reason was that the system has not been

designed to extract data easily and it could have been challenging to study in details all the indicators of the MAST. Also, the retrospective nature generates biases imposing that lead us to be cautious about the interpretation of the results of this study. In fact, the feedback survey was not filled out prospectively after each request. Physicians and nurses working in CDPS in 2017 were contacted to answer the evaluation survey in order to limit the memory bias. An objective method of evaluating changes in practice after regular use of the system would have made it possible to evaluate the evolution of referrers' knowledge of dermatology (diagnostic concordance) and the quality of the requests. Such a study was hardly feasible in the face of the frequent turn over in teams working in CDPS. The feedback survey response rate of 38.8% remained low. The Médecins Sans Frontières (MSF) telemedicine system, which has been operating for 7 years, has been regularly evaluated by feedback surveys from users with comparable rate around 30% (1)(2).

A reliable, efficient, accessible and secure system responding to the needs of the territory marked by a lack of doctors

Needs

With 2 times less generalists and 4 times less specialists the medical density in French Guiana is lower than the metropolis and is concentrated on the coast. General practitioners would need the advice of a dermatologist in 25% of consultations for a dermatological reason¹. Skin diseases are a very common reason for consultation in tropical settings and the infectious dermatoses play an important role as underlined by our study (46% of the cases). These often involve common pyoderma-like infectious diseases. However, neglected tropical diseases with specific management must also be detected without delay, such as leishmaniasis, leprosy and Buruli ulcer. NTDs account for 11% of diagnoses in our study. The diagnosis and the fast management of some of these pathologies is an issue for the patient for whom an early diagnosis will limit complications and disabilities and a public health issue to reduce morbidity and limit transmission. There is little telemedicine experience for NTDs in the literature. Brazilian study assesses the relevance of telemedicine for confirming a diagnosis of distant leprosy compared to a face-to-face examination. The specificity was 78% suggesting that telemedicine could be

¹ Stéphanie Avogadro-Leroy, "Pathologies cutanées en médecine générale : une étude quantitative en Haute-Normandie," December 2012. <https://dumas.ccsd.cnrs.fr/dumas-00768337/document>

a useful method of diagnostic assistance to control this pathology, which remains a public health problem in some countries (3).

A reliable, efficient, accessible and secure system

All requests received a response from specialists attesting to the reliability of the system. The median response time was 1 day and 12 minutes. In France the average time for appointments with a dermatologist is estimated at 64 days². A telemedicine experiment in Hauts-de-France for the detection of cutaneous tumors linking 11 liberal dermatologists and 91 general practitioners had a response time of 3.5 days³. The MSF telemedicine system with 11 dermatologists around the world had a median time of 10.2 hours (1). In Brazil the state of Minas Gerais telemedicine system (Telehealth Network of Minas Gerais TNMG) providing support to small municipalities had a response time for all specialties from 12 to 48h (4). The French Guiana telemedicine system for dermatology therefore has a response time that seems acceptable. This system is easily accessible in the CPDS, all equipped with a computer with digital camera. On the other hand, this network is secure and facilitates the sharing of medical information.

Get expert center membership to support front-line health workers

The current system relies on the participation of dermatologists from the Cayenne Hospital Department. Its interest based on the territorial expertise is to make sure of the good knowledge of local pathologies (with a black skin experience), the therapeutic possibilities in the field and thus to bring an adapted answer. Dermatologists have integrated telemedicine into their practice without financial incentive or strengthening of teams. The use of the regional network of specialists has might has helped to get appropriate answers to the resources as 60% were very well adapted and 76% of cases didn't require any additional exams and 57% could be treated with local treatment.

² « Médecins : Le Délai d'attente Pour Obtenir Un Rendez-Vous Région Par Région, "<http://www.lefigaro.fr/conjoncture/2017/03/23/20002-20170323ARTFIG00004-dentiste-ori-ophtalmologue-decouvrez-le-delai-d-attente-par-region.php>

³ "Télédermatologie," URPS Médecin libéraux Hauts de France <http://www.urpsml-hdf.fr/teledermatologie/>

The majority of telexpertise cases are managed locally at CDPS, thus limiting transfers to the specialized center

Our study showed a strong participation of the Maripasoula site (26%), this center was also the most demanding center for all specialties since 2014. This is probably related to the fact that it is the most important center in terms of in-patient consultations. The number of teleexpertise represents approximately 2.5% compared to the total number of consultations of the center including every medical specialty in 2016.

The small number of patients (8%) who are urgently evacuated or referred for specialized consultation or hospitalization at the Cayenne Hospital Center, suggests that the system has prevented a certain number of face to face consultation (92%) and therefore reduced costs related to these and associated transportation. A Brazilian study estimated at 81% the number of specialized consultations avoided thanks to telemedicine (5). In a literature review of 12 studies using teledermatology, the percentage of avoided travel was 43% (6). A medico-economic study conducted between 2001 and 2010 showed that French Guiana telemedicine network was cost-effective. Technological investments and operating costs were amortized by the savings made on lower transport costs, medical evacuations, hospitalizations and consultations. Thus out of 2121 requests made between 2001 and 2010 it was estimated that the total cost in the absence of telemedicine would have been 1 538 930 euros in travel expenses, consultations and hospitalizations. Requests for radiology between 2006 and 2010 resulted in a total saving estimated at 354,000 euros by avoiding 59 medical evacuations to Fort-de-France (Martinique). The total economy was therefore estimated at EUR 1 892 930, while the total budget allocated to the system since 2001 was EUR 1 696 000. The new funding prospects for telemedicine could promote its development. In fact, in 2018, it entered the common law of medical practices and is now reimbursed by the health insurance⁴.

Satisfied and better trained users to manage dermatoses in tropical areas

The feedback survey sent to doctors and nurses working in the CDPS centers in 2017 evaluated the satisfaction of the Guyanese teledermatology system at 7/10. The survey also highlighted an educational benefit for 93% of respondents. The interest of teledermatology in

⁴ "Coup d'envoi du remboursement de la télémédecine : 15 septembre 2018," *Medicitus*
<https://www.medicitus.com/coup-denvoi-du-remboursement-de-la-telemedecine-15-septembre-2018>.

the continuing education of non-specialist doctors has been shown in several studies. In Burkina Faso, an assessment of diagnostic concordance between referrers and specialists over time showed that regular use of telemedicine in dermatology improved the knowledge of users (7).

System weaknesses and improvement pathways

Patient follow-up is rarely done after receiving the specialist's answer

One of the reason given for 40% of referrers was an ignorance of the need to provide follow-up. When a specialist sends a response, having a follow-up on the relevance, its applicability in the field, the future of the patient and the effectiveness of the treatment are important points. Follow-up does not only maintain the motivation of specialists to respond to requests, it would allow quality and adapted responses. It is also important for evaluating and monitoring the system's quality. A monitoring and evaluation program is not available in all telemedicine systems. The telemedicine system of the state of Minas Gerais in Brazil has developed a quality program including regular assessments of specialist responses (5). A survey was sent to referrers systematically after each expertise and included three questions: Did the consultation avoid addressing the patient in consultation? Did the remote consultation answer your question? How satisfied are you with the current system? Surveys of satisfaction sent systematically allow to ensure system quality since each unsatisfied answer entails a reason evaluation and the installation of correction and adaptation system. In our study, the medical turnover as well as the initial absence of computerized patient medical records on the system have probably been an obstacle to patient follow-up. Quality program and trainings on telemedicine might have an interest to focus on this point.

The relevance of the answers depends on the quality's requests

Our study highlights the importance of the quality of the demand, whose relevance of the answer depends. A request for clarification or technical advice on the taking of photographs by the specialist concerned one out of three requests. Also, 40% of the photographs were judged of medium or bad quality. The diagnosis of the specialist was judged as not certain in 38% of the cases. These results reinforce the importance of completing the request forms exhaustively and providing good quality images. To date, the use of telemedicine is possible in each CDPS center, with general training at the Cayenne Hospital available since 2008 as well as an annual

visit of all sites once a year by a physician and a computer scientist. However, future users do not have any initial training and good practice recommendations for dermatology. Clinical training is possible annually in the service but not mandatory. Physicians on CDPS sometimes come from outside the territory for a limited time and can not attend. An online training system could be useful for users with significant turnover. Providing such training could increase the visibility of the system for more optimal use.

A system barely used by non-medical health workers

Telemedicine system for dermatology was mainly used by physicians (70% of requests) and to a lesser extent by nurses (18%). Of the 16 CDPS in French Guiana, eight centers are staffed only by nurses. Experiences in similar contexts where telemedicine is used to obtain specialist advice in front-line health centers show that requests can be sent by nurses. In Brazil, for example, more than 50% of TNMG requests are made by nurses (5). The telemedicine system in French Guiana is probably underused by paramedical teams.

Technological limits

The technology used in French Guiana requires the downloading of a software on a computer. Consulting the telexpertise forms must be done exclusively in the Cayenne dermatology unit and case management is not possible at a distance from a personal computer or a mobile phone. The exchanges are between centers and well-defined specialists who have the software. In the literature, publications on telemedicine are increasingly interested in mobile technologies that open new avenues for improving the supply of health care. There are many mobile apps especially for dermatology. Some may be useful for training. In 2017, there were more than 500 mobile applications in dermatology with a significant growth in telemedicine applications (9). One example is the SkinApp application developed to improve the management of dermatological diseases in front-line health centers (10). This application aims to present the most common pathologies in tropical context as well as neglected tropical dermatoses that require specific care and without delay. The increasing use of smartphones and the considerable improvement of their image resolution is no longer a limit to their use in teledermatology. Moreover, in France, three-quarters of physicians own a smartphone and more

than 9/10 use it for professional purposes⁵ and some applications have shown a good sensitivity (98%) in dermatological telexpertise (11). However, many areas in French Guiana still have very poor network and mobile internet coverage⁶ which require tools adapted to these conditions with low connectivity. Protection of personal data, health data and confidentiality are the main issues related to the development of such applications.

5. Conclusion

Our study shows that teledermatology is useful in the context of French Guiana. First for patients who receive the expertise of a dermatologist without delay or displacement. Then for physicians and nurses who have direct access to specialists and receive a quick and adapted specialized advice, helping in their medical education. Finally for the healthcare system since the activity of specialists is part of the dermatology department and the technological investments are offset by the reduction of medical evacuations, hospitalizations and consultations. The vast majority of CDPS patients discussed with the specialist were being treated via telemedicine. Efforts remain to be made on the quality of the requests sent and on patients follow-up, probably via improving users training in telemedicine particularly in the dermatology field.

Acknowledgment

We thank Dr Dominique Sainte-Marie and Dr Julie Dufour for their support to the telemedicine service, we thank Dr Sophon Kheng, Dr Thierry Legwen and Dr Paul Brousse for sharing data.

⁵ Livre blanc santé connectée, January 2015, <https://www.conseil-national.medecin.fr/node/1558>

⁶ "Mon Réseau Mobile | Arcep," <https://www.monreseau-mobile.fr>

References

1. Delaigue S, Morand JJ, Olson D, Wootton R, Bonnardot L. Tele dermatology in Low-Resource Settings: The MSF Experience with a Multilingual Tele-Expertise Platform. *Front Public Health* 2014;2:233.
2. Wootton R, Liu J, Bonnardot L. Quality Assurance of Teleconsultations in a Store-and-Forward Telemedicine Network – Obtaining Patient Follow-up Data and User Feedback. *Front Public Health* 2014;2:247.
3. Trindade MA, Wen CL, Neto CF, Escuder MM, Andrade VL, Yamashitafuji TM et al. Accuracy of Store-and-Forward Diagnosis in Leprosy. *J Telemed Telecare* 2008;14:208-10.
4. Soriano Marcolino M, Minelli Figueira R, Pereira Afonso Dos Santos J, Silva Cardoso C, Luiz Ribeiro A, Alkmim MB. The Experience of a Sustainable Large Scale Brazilian Telehealth Network. *Telemed J E Health* 2016;22:899-908.
5. Assis TG, Palhares DM, Alkmim MB, Marcolino MS. Tele dermatology for Primary Care in Remote Areas in Brazil. *J Telemed Telecare* 2013;19:494-5.
6. Wootton R, Bahaadinbeigy K, Hailey D. Estimating Travel Reduction Associated with the Use of Telemedicine by Patients and Healthcare Professionals: Proposal for Quantitative Synthesis in a Systematic Review. *BMC Health Serv Res* 2011;11:185.
7. Caumes E, Le Bris V, Couzigou C, Menard A, Janier M, Flahault A. Dermatoses Associated with Travel to Burkina Faso and Diagnosed by Means of Tele dermatology. *Br J Dermatol* 2004;150:312-6.
8. Flaten HK, St Claire C, Schlager E, Dunnick CA, Dellavalle RP. Growth of Mobile Applications in Dermatology - 2017 Update. *Dermatol Online J* 2018;24.
9. Mieras LF, Taal AT, Post EB, Ndeve AGZ, van Hees CLM. The Development of a Mobile Application to Support Peripheral Health Workers to Diagnose and Treat People with Skin Diseases in Resource-Poor Settings. *Trop Med Infect Dis* 2018;3.
10. Wolf JA, Moreau JF, Akilov O, Patton T, English JC, Ho J et al. Diagnostic Inaccuracy of Smartphone Applications for Melanoma Detection. *JAMA Dermatol* 2013;149:422-6.

Figures and tables

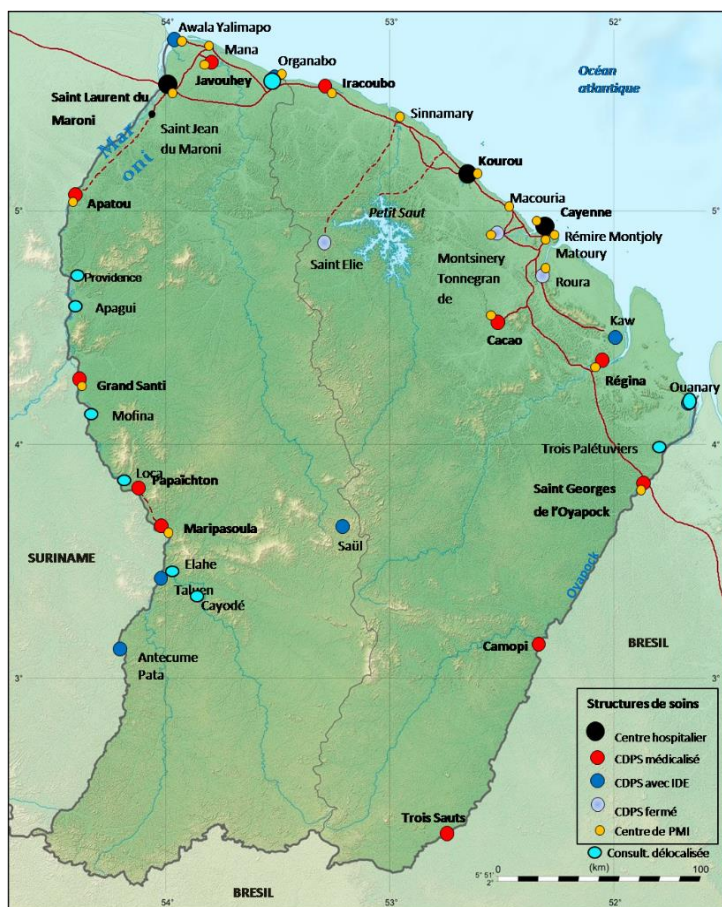


Figure 1: Delocalized Center for Prevention and Care (CDPS) and hospitals in French Guiana

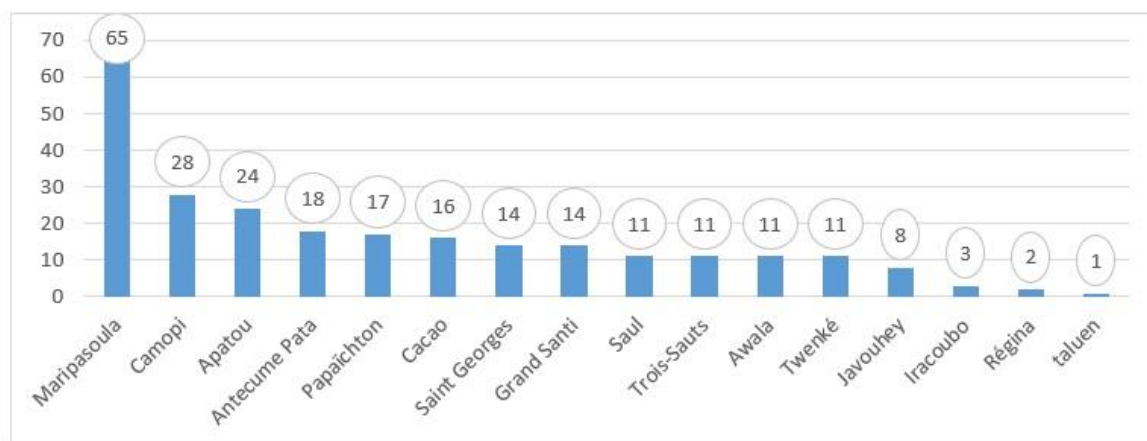


Figure 2: Number of dermatology cases sent to the Cayenne Hospital on the telemedicine platform by peripheral centers between July 1, 2015 and December 31, 2016



Figure 3: Suspected bacterial infection in a young adult, resistant to antibiotic therapy, considered very urgent by the referral. After expertise: probable leishmaniasis with need to carry out parasitological samples (PCR, cultures) for species identification, then start treatment with Pentamidine



Figure 4: Suspicion of borderline leprosy



Figure 5: Suspicion of borderline leprosy with type 1 reversal reaction, requiring hospitalization



Figure 6: Tungiasis in a febrile patient. Confirmation of diagnosis and introduction of general antibiotic therapy in the peripheral centers (in case of clinical arguments for a dermohypodermatitis complication) associated with a manual scalpel extraction



Figure 7: Bullous impetigo in a child, treated in the peripheral center by a general and local antibiotic because of the diffuse impairment



Figure 8: Suspicion of "papillonite" in a patient with a very itchy papular rash of the trunc and limbs

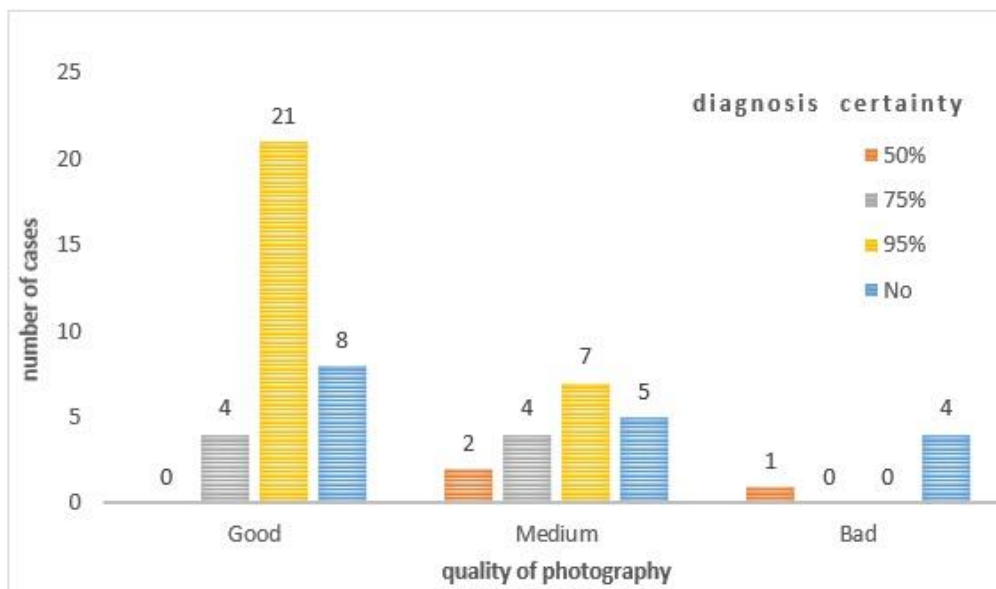


Figure 9: Certainty of diagnosis according to the quality of the photography

Table 1: Examples of the defined diagnostics

Standardised diagnosis (number of cases and proportion)			
Total: 254 (100%)			
Sore	40 (15,7%)	Cutaneous larva migrans	3 (1,2%)
Pyoderma	22 (8,7%)	Zona	3 (1,2%)
Mycosis	17 (6,7%)	Scabies*	4 (1,6%)
Eczema	10 (3,9%)	Leprae*	7 (2,8%)
Prurigo	9 (3,5%)	Leishmaniasis*	17 (6,7%)
Psoriasis	6 (2,4%)	Tungiasis*	1 (0,4%)
Lupus	4 (1,6%)	yellowtail moth dermatitis**	2 (0,8%)
Adverse cutaneous reaction	3 (1,2%)	Others diagnosis	50 (19,7%)
Tinea capitis	4 (1,6%)	Unclear diagnostic	52 (20,5%)

*Neglected tropical diseases

** also called Caripito itch or "papillonite" in French Guiana

CONCLUSION

Notre étude montre que la télédermatologie est utile dans le contexte de la Guyane. D'abord pour les patients qui bénéficient de l'expertise d'un dermatologue sans délai ni déplacements. Ensuite pour les médecins et infirmiers qui ont accès directement aux spécialistes et reçoivent des conseils rapides et adaptés au terrain, participant à leur formation médicale continue. Enfin pour le système de santé puisque l'activité des spécialistes est intégrée au service de dermatologie et les investissements technologiques sont compensés par la diminution des évacuations sanitaires, des hospitalisations et des consultations. La grande majorité des patients des CDPS discutés avec le spécialiste étant pris en charge via la télémédecine. Des efforts restent à fournir sur la qualité des demandes et la régularité du suivi, passant probablement par une amélioration de la formation des utilisateurs à la télémédecine notamment en dermatologie

ANNEXES

Centre de santé	Demande initiale
Consultation liée	Diagnostic évoqué
	Certitude du diagnostic
Destinataires	Traitements proposés, conduite à tenir
Adresse de notification du demandeur	
Début des symptômes	Examens complémentaires à réaliser
Cas similaires dans l'entourage ou voisinage	Nécessité d'une EVASAN
Topographie cutanée et/ou muqueuse	Nécessité d'une hospitalisation
Lésion élémentaire	Joindre un fichier
Infiltration sous cutanée	
Prurit personnel	
Prurit familial	
Douleur	
Adénopathies	
Fièvre	
Traitements locaux ou généraux	
Autres signes ou précisions	
Urgence ressentie	
Régulation par le SAMU	
Demande EVASAN	
Attente tournée du spécialiste	
Fichiers joints	
	REPONSE
DEMANDE	

Annexe 1: Exemple de questionnaire standardisé de téléexpertise dermatologique et réponse type du médecin expert

1. Avez-vous déjà utilisé le système de télémédecine de Guyane pour un avis dermatologique ?	
a. Oui	71,00%
b. Non	29,00%
2. La durée moyenne de réponse vous semble-t-elle satisfaisante ?	
a. Oui	86,21%
b. Non	13,79%
3. Les recommandations du spécialiste vous semblent-elles adaptées aux moyens disponibles sur place (médicaments, examens...) ?	
a. Très bien	60,34%
b. Modérément	34,48%
c. Un peu	5,17%
d. Pas du tout	0,00%
4. Donnez-vous des nouvelles du patient après avoir reçu l'avis spécialisé?	
a. Toujours	10,53%
b. Souvent	22,81%
c. Rarement	56,14%
d. Non	10,53%

5. Si non, pourquoi ? Réponse à choix multiples											
a. Le patient n'a pas reconsulté											47,92%
b. Je n'ai pas eu le temps											27,08%
c. J'ai pensé que ce n'était pas nécessaire											39,58%
d. Je n'étais pas d'accord avec la réponse											4,17%
e. J'ai oublié											16,67%
f. Autre (exemples de réponse)											22,92%
<ul style="list-style-type: none"> - Je l'aurais fait en cas d'évolution défavorable ou stagnante (comme le ferait un patient...) - Ergonomie du logiciel peu adapté aux échanges /complexité de la procédure (trouver l'appareil photo, décharger les photographies, modifier la taille, changer le format, utiliser le poste où lotus fonctionne, créer la fiche navette) - Remplacements de courte durée, peu l'occasion de revoir les patients - Crainte de trop solliciter les spécialistes avec un surcroit de mails - Pas de demande de la part du spécialiste 											
6. L'utilisation de la télémedecine pour la dermatologie vous semble-t-elle utile ?											
a. Beaucoup											90,16%
b. Modérément											6,56%
c. Un peu											3,28%
d. Non											0,00%
7. Si oui, pour quelles raisons ? Réponse à choix multiples											
a. Aide au diagnostic											100,00%
b. Amélioration de la prise en charge des patients											86,67%
c. Cela vous rassure											31,67%
d. Moins de déplacement pour le patient											58,33%
e. Diminution des dépenses du système de santé											53,33%
8. L'utilisation de la télémedecine vous permet-elle d'améliorer vos connaissances personnelles ?											
a. Oui											93,33%
b. Non											6,67%
9. Evaluer votre satisfaction du système sur une échelle de 0 à 10.											
0	1	2	3	4	5	6	7	8	9	10	Moy
0,00%	1,75%	0,00%	0,00%	5,26%	3,51%	8,77%	22,81%	38,60%	8,77%	10,53%	7,47
10. Selon vous comment pourrions-nous améliorer cet outil ? (exemples de réponses)											
<ul style="list-style-type: none"> - Création d'un dossier patient pour garantir un meilleur suivi des patients (turn over des médecins) - Simplification et amélioration de l'ergonomie du logiciel (Importer une photo et l'envoyer prend du temps). - Parfois c'est la disponibilité médicamenteuse qui est difficile en milieu isolé. - Tarifier à l'activité la télémedecine afin de pérenniser le système - Améliorer l'accès aux autres spécialités - Le questionnaire de demande d'avis est trop complexe et détaillé. (perte de temps lors des consultations) - Formation des médecins généralistes sur la dermatologie pour améliorer les prélèvements, la prise de photographies. - Intérêt certain de développer le système en médecine libérale de ville - Problème de disponibilité d'internet. 											

Annexe 2: questionnaire envoyé aux utilisateurs et réponses apportées en pourcentage

SERMENT D'HIPPOCRATE

Au moment d'être admis à exercer la médecine, en présence des maîtres de cette école et de mes condisciples, je promets et je jure d'être fidèle aux lois de l'honneur et de la probité qui la régissent.

Mon premier souci sera, de rétablir, de préserver ou de promouvoir la santé dans tous les éléments physiques et mentaux, individuels collectifs et sociaux. Je respecterai toutes les personnes, leur autonomie et leur volonté, sans aucune discrimination selon leur état ou leurs convictions.

J'interviendrai pour les protéger si elles sont affaiblies, vulnérables ou menacées dans leur intégrité ou dignité.

Même sous la contrainte, je ne ferai usage de mes connaissances contre les lois de l'humanité.

J'informerai les patients de décisions envisagées, de leurs raisons et de leurs conséquences. Je ne tromperai jamais leur confiance et n'exploiterai pas le pouvoir hérité des circonstances pour forcer leurs consciences.

Je donnerai mes soins à l'indigent et à quiconque me les demandera.

Je ne me laisserai influencer ni par la recherche du gain ni par la recherche de la gloire.

Admis dans l'intimité des personnes, je tairai les secrets qui me sont confiés.

Reçu à l'intérieur des maisons, je respecterai les secrets des foyers.

Et ma conduite ne servira pas à corrompre les mœurs.

Je ferai tout pour soulager les souffrances, sans acharnement.

Je ne provoquerai jamais la mort délibérément.

Je préserverai l'indépendance nécessaire à l'accomplissement de ma mission.

Que je sois modéré en tout, mais insatiable de mon amour de la science.

Je n'entreprendrai rien qui ne dépasse mes compétences ; je les entretiendrai et les perfectionnerai pour assurer au mieux les services qui me seront demandés.

J'apporterai mon aide à mes confrères ainsi qu'à leurs familles dans l'adversité.

Que les hommes et mes confrères m'accordent leur estime si je suis fidèle à mes promesses,

Que je sois déshonoré et méprisé si j'y manque.

NOM ET PRENOM : MESSAGIER Anne-Laure

Sujet de la thèse : Télédermatologie en région isolée, exemple de la Guyane

THESE : MEDECINE

QUALIFICATION : Dermatologie

ANNEE : 2019

MOTS CLEFS : Télémédecine, télédermatologie, régions isolées, maladies tropicales négligées, Guyane

RESUME

Introduction: La Guyane est un département d'outre-mer situé sur la côte nord-est d'Amérique du Sud, principalement recouverte par la forêt amazonienne. La population guyanaise est essentiellement installée sur le littoral et une minorité vit à l'intérieur des terres. En 2001, le système de santé français a lancé un projet pilote de télémédecine entre l'hôpital principal de Cayenne et les centres de santé isolés en Guyane afin de lutter contre les inégalités d'accès aux soins. L'objectif de l'étude était d'examiner les cas de dermatologie du réseau de télémédecine guyanais afin d'évaluer l'utilisation de la télémédecine en dermatologie, son utilité et de proposer des voies d'amélioration du système.

Méthodes: Nous avons mené une étude rétrospective de tous les cas de dermatologie reçus entre juillet 2015 et décembre 2016 via la plateforme de télémédecine guyanaise. La grille d'évaluation du modèle MAST (Model for Assessment of Telemedicine Applications) a été utilisée conformément aux recommandations de l'Union européenne.

Résultats: 254 cas ont été traités par des dermatologues de l'hôpital de Cayenne sur la période d'étude de 18 mois, avec une moyenne de 14 cas par mois. Les 16 centres de santé périphériques ont tous utilisé le service de télémédecine au cours de l'étude. Dans la plupart des cas (202/254, 80%), les spécialistes ont fourni un diagnostic unique aux requérants. Les maladies infectieuses constituaient le principal motif de demande (46%, 92/202), dont certaines maladies tropicales négligées (32%, 29/92) telles que la lèpre et la leishmaniose cutanée. Le taux de réponse au questionnaire de satisfaction adressé aux utilisateurs des centres périphériques était de 39% (100/258). Plus de 85% estimaient le système comme très utile avec un délai de réponse rapide et une amélioration de leurs connaissances personnelles. La certitude diagnostique augmentait avec la qualité des images fournies, bien que celle-ci ne soit bonne que dans 60% des cas (75/125). La plupart des patients pour lesquels une téléexpertise était requise (92%, 234/254) ont été pris en charge au niveau des centres de santé périphériques, seulement 8% (20/254) ont été adressés à l'hôpital principal de Cayenne.

Conclusion: Le système de télémédecine guyanais apparaît comme une solution intéressante au manque de spécialistes et permet un meilleur accès aux soins spécialisés en dermatologie pour les populations vivant dans les zones reculées de Guyane.

JURY :	- Président:	M. Pierre COUPPIE	Professeur
	- Juges:	M. Mathieu NACHER	Professeur
		Mme Magalie DEMAR-PIERRE	Professeur
		M. Romain BLAIZOT	Docteur
		M. Sophon KHENG	Docteur
	- Directrice:	Mme Sophie DELAIGUE	Docteur
